

## **APPENDIX F-C**

### **Plan and Profile Drawings of the Preferred Alternative**





### Temporary Construction Areas (TCA) Translation Sheet


Please note that the Final EIS and the following Plan and Profile Sheets differ in referencing several TCAs. This translation table is provided to bridge the gap between these references. The table provides the corresponding TCA callouts for the Final EIS and Plan and Profile Sheets.

<b>TCA No. (Final EIS)</b>	<b>TCA No. (Plan and Profile Sheets)</b>	<b>Corresponding Plan and Profile Sheet</b>
<b>2C1</b>	<b>3</b>	Sheet C125C
<b>4C1</b>	<b>23</b>	Sheet C217C
<b>4C2</b>	<b>20</b>	Sheet C220C
<b>4C3</b>	<b>21</b>	Sheet C220C
<b>4C4</b>	<b>24</b>	Sheet C225C
<b>4C5</b>	<b>25</b>	Sheet C232C



# DESERTXPRESS


## FINAL EIS PLAN AND PROFILE MARCH 2011 AGENCY PREFERRED ALTERNATIVE



2101 Webster St., Suite 1000  
Oakland, CA 94612  
Phone: (510) 419-6000  
Fax: (510) 419-5355


APPROVED  
PRESIDENT, TRANSMAX

DATE




APPROVED  
DIRECTOR OF PUBLIC WORKS, CALIFORNIA

DATE




APPROVED  
DIRECTOR OF PUBLIC WORKS, NEVADA

DATE



ATTEST

DATE



SHT. 1 OF  
PROJECT NO.

—

d:\functional\Mar 07, 2011 -- 10:20am L:\work\103156 - Desert Express\Drawings\DESIGN\CIVIL\X002.dwg

INDEX OF DRAWINGS

DWG. NO.	REV.	TITLE	PAGE NO.
GENERAL			
X001	E	COVER SHEET	
X002	G	INDEX OF DRAWINGS, SHEET 1 OF 4	
X003	E	INDEX OF DRAWINGS, SHEET 2 OF 4	
X004	G	INDEX OF DRAWINGS, SHEET 3 OF 4	
X005	A	INDEX OF DRAWINGS, SHEET 4 OF 4	
CIVIL			
C011	D	KEY PLAN	
C012	A	SITE MAP	
C013	A	PLAN SEGMENT 1, ALTERNATIVE B VICTORVILLE STATION/OMSF YARD	
C108	C	PLAN AND PROFILE SEGMENT 1, ALTERNATIVE B STA. 630+76 TO 670+00 SHEET 08	
C109	D	PLAN AND PROFILE SEGMENT 1, ALTERNATIVE B STA. 670+00 TO 730+00 SHEET 09	
C110	C	PLAN AND PROFILE SEGMENT 1, ALTERNATIVE B STA. 730+00 TO 790+00 SHEET 10	
C111	D	PLAN AND PROFILE SEGMENT 1, ALTERNATIVE B STA. 790+00 TO 850+00 SHEET 11	
C112	C	PLAN AND PROFILE SEGMENT 1, ALTERNATIVE B STA. 850+00 TO 910+00 SHEET 12	
C113	D	PLAN AND PROFILE SEGMENT 1, ALTERNATIVE B STA. 910+00 TO 970+00 SHEET 13	
C114	D	PLAN AND PROFILE SEGMENT 1, ALTERNATIVE B STA. 970+00 TO 1030+00 SHEET 14	
C115C	C	PLAN AND PROFILE SEGMENT 1, ALTERNATIVE C STA. 1030+00 TO 1090+00 SHEET 15C	
C116C	C	PLAN AND PROFILE SEGMENT 1, ALTERNATIVE C STA. 1090+00 TO 1150+00 SHEET 16C	
C117C	C	PLAN AND PROFILE SEGMENT 1, ALTERNATIVE C STA. 1150+00 TO 1210+00 SHEET 17C	

DWG. NO.	REV.	TITLE	PAGE NO.
CIVIL			
C118C	C	PLAN AND PROFILE SEGMENT 1, ALTERNATIVE C STA. 1210+00 TO 1270+00 SHEET 18C	
C119C	C	PLAN AND PROFILE SEGMENT 1, ALTERNATIVE C STA. 1270+00 TO 1330+00 SHEET 19C	
C120C	C	PLAN AND PROFILE SEGMENT 1, ALTERNATIVE C STA. 1330+00 TO 1390+00 SHEET 20C	
C121C	D	PLAN AND PROFILE SEGMENT 1, ALTERNATIVE C STA. 1390+00 TO 1450+00 SHEET 21C	
C122C	C	PLAN AND PROFILE SEGMENT 1, ALTERNATIVE C STA. 1450+00 TO 1510+00 SHEET 22C	
C123C	C	PLAN AND PROFILE SEGMENT 2, ALTERNATIVE C STA. 1510+00 TO 1570+00 SHEET 23C	
C124C	C	PLAN AND PROFILE SEGMENT 2, ALTERNATIVE C STA. 1570+00 TO 1630+00 SHEET 24C	
C125C	C	PLAN AND PROFILE SEGMENT 2, ALTERNATIVE C STA. 1630+00 TO 1690+00 SHEET 25C	
C126C	C	PLAN AND PROFILE SEGMENT 2, ALTERNATIVE C STA. 1690+00 TO 1750+00 SHEET 26C	
C127C	C	PLAN AND PROFILE SEGMENT 2, ALTERNATIVE C STA. 1750+00 TO 1810+00 SHEET 27C	
C128C	C	PLAN AND PROFILE SEGMENT 2, ALTERNATIVE C STA. 1810+00 TO 1870+00 SHEET 28C	
C129C	C	PLAN AND PROFILE SEGMENT 2, ALTERNATIVE C STA. 1870+00 TO 1930+00 SHEET 29C	
C130C	D	PLAN AND PROFILE SEGMENT 2, ALTERNATIVE C STA. 1930+00 TO 1990+00 SHEET 30C	
C131C	E	PLAN AND PROFILE SEGMENT 2, ALTERNATIVE C STA. 1990+00 TO 2050+00 SHEET 31C	
C132C	D	PLAN AND PROFILE SEGMENT 2, ALTERNATIVE C STA. 2050+00 TO 2250+00 SHEET 32C	

DWG. NO.	REV.	TITLE	PAGE NO.
CIVIL			
C133		NOT USED	
C134		NOT USED	
C135	F	PLAN AND PROFILE SEGMENT 2, ALTERNATIVE A STA. 2250+00 TO 2290+00 SHEET 35	
C136	D	PLAN AND PROFILE SEGMENT 2, ALTERNATIVE A STA. 2290+00 TO 2350+00 SHEET 36	
C137	E	PLAN AND PROFILE SEGMENT 2, ALTERNATIVE A STA. 2350+00 TO 2410+00 SHEET 37	
C138	E	PLAN AND PROFILE SEGMENT 2, ALTERNATIVE A STA. 2410+00 TO 2470+00 SHEET 38	
C139	E	PLAN AND PROFILE SEGMENT 2, ALTERNATIVE A STA. 2470+00 TO 2530+00 SHEET 39	
C140	E	PLAN AND PROFILE SEGMENT 2, ALTERNATIVE A STA. 2530+00 TO 2590+00 SHEET 40	
C141	F	PLAN AND PROFILE SEGMENT 2, ALTERNATIVE A STA. 2590+00 TO 2650+00 SHEET 41	
C142	E	PLAN AND PROFILE SEGMENT 3, ALTERNATIVE B STA. 2650+00 TO 2710+00 SHEET 42	
C143	E	PLAN AND PROFILE SEGMENT 3, ALTERNATIVE B STA. 2710+00 TO 2770+00 SHEET 43	
C144	D	PLAN AND PROFILE SEGMENT 3, ALTERNATIVE B STA. 2770+00 TO 2830+00 SHEET 44	
C145	C	PLAN AND PROFILE SEGMENT 3, ALTERNATIVE B STA. 2830+00 TO 2890+00 SHEET 45	
C146	C	PLAN AND PROFILE SEGMENT 3, ALTERNATIVE B STA. 2890+00 TO 2950+00 SHEET 46	
C147	C	PLAN AND PROFILE SEGMENT 3, ALTERNATIVE B STA. 2950+00 TO 3010+00 SHEET 47	
C148	C	PLAN AND PROFILE SEGMENT 3, ALTERNATIVE B STA. 3010+00 TO 3070+00 SHEET 48	

DWG. NO.	REV.	TITLE	PAGE NO.
CIVIL			
C149	C	PLAN AND PROFILE SEGMENT 3, ALTERNATIVE B STA. 3070+00 TO 3130+00 SHEET 49	
C150	C	PLAN AND PROFILE SEGMENT 3, ALTERNATIVE B STA. 3130+00 TO 3190+00 SHEET 50	
C151	D	PLAN AND PROFILE SEGMENT 3, ALTERNATIVE B STA. 3190+00 TO 3250+00 SHEET 51	
C152	D	PLAN AND PROFILE SEGMENT 3, ALTERNATIVE B STA. 3250+00 TO 3310+00 SHEET 52	
C153	C	PLAN AND PROFILE SEGMENT 3, ALTERNATIVE B STA. 3310+00 TO 3370+00 SHEET 53	
C154	C	PLAN AND PROFILE SEGMENT 3, ALTERNATIVE B STA. 3370+00 TO 3430+00 SHEET 54	
C155	C	PLAN AND PROFILE SEGMENT 3, ALTERNATIVE B STA. 3430+00 TO 3490+00 SHEET 55	
C156	C	PLAN AND PROFILE SEGMENT 3, ALTERNATIVE B STA. 3490+00 TO 3550+00 SHEET 56	
C157	C	PLAN AND PROFILE SEGMENT 3, ALTERNATIVE B STA. 3550+00 TO 3610+00 SHEET 57	
C158	C	PLAN AND PROFILE SEGMENT 3, ALTERNATIVE B STA. 3610+00 TO 3670+00 SHEET 58	
C159	C	PLAN AND PROFILE SEGMENT 3, ALTERNATIVE B STA. 3670+00 TO 3730+00 SHEET 59	
C160	C	PLAN AND PROFILE SEGMENT 3, ALTERNATIVE B STA. 3730+00 TO 3790+00 SHEET 60	
C161	C	PLAN AND PROFILE SEGMENT 3, ALTERNATIVE B STA. 3790+00 TO 3850+00 SHEET 61	
C162	C	PLAN AND PROFILE SEGMENT 3, ALTERNATIVE B STA. 3850+00 TO 3910+00 SHEET 62	
C163	D	PLAN AND PROFILE SEGMENT 3, ALTERNATIVE B STA. 3910+00 TO 3970+00 SHEET 63	

						DESIGNED BY T. LUNA
						DRAWN BY T. LUNA
I	01MAR11				RE-ISSUED FOR FINAL EIS PLAN SET	CHECKED BY J. MAHER
H	21DEC10				RE-ISSUED FOR FINAL EIS PLAN SET	IN CHARGE J. MAHER
G	07DEC10				RE-ISSUED FOR FINAL EIS PLAN SET	DATE 15JAN10
REV	DATE	BY	SUB	APP	DESCRIPTION	

EARTH TECH | AECOM

2101 Webster St., Suite 1000  
Oakland, CA 94612  
Phone: (510) 419-6000  
Fax: (510) 419-5355  
F-C-4

DESERTXPRESS

INDEX OF DRAWINGS

SHEET 1 OF 4

CADD FILENAME		
X002.dwg		
SIZE	SCALE	
D	NTS	
CONTRACT NO.		
REV.	SHEET NO.	PAGE NO.
I	X002	

d:\functional\Mar 07, 2011 -- 10:22am L:\work\103156 - Desert Express\Drawings\DESIGN\CIVIL\X003.dwg

INDEX OF DRAWINGS

DWG. NO.	REV.	TITLE	PAGE NO.
CIVIL			
C164	D	PLAN AND PROFILE SEGMENT 3, ALTERNATIVE B STA. 3970+00 TO 4030+00 SHEET 64	
C165	C	PLAN AND PROFILE SEGMENT 3, ALTERNATIVE B STA. 4030+00 TO 4090+00 SHEET 65	
C166	D	PLAN AND PROFILE SEGMENT 3, ALTERNATIVE B STA. 4090+00 TO 4150+00 SHEET 66	
C167	C	PLAN AND PROFILE SEGMENT 3, ALTERNATIVE B STA. 4150+00 TO 4210+00 SHEET 67	
C168	D	PLAN AND PROFILE SEGMENT 3, ALTERNATIVE B STA. 4210+00 TO 4270+00 SHEET 68	
C169	D	PLAN AND PROFILE SEGMENT 3, ALTERNATIVE B STA. 4270+00 TO 4330+00 SHEET 69	
C170	D	PLAN AND PROFILE SEGMENT 3, ALTERNATIVE B STA. 4330+00 TO 4390+00 SHEET 70	
C171	D	PLAN AND PROFILE SEGMENT 3, ALTERNATIVE B STA. 4390+00 TO 4450+00 SHEET 71	
C172	C	PLAN AND PROFILE SEGMENT 3, ALTERNATIVE B STA. 4450+00 TO 4510+00 SHEET 72	
C173	D	PLAN AND PROFILE SEGMENT 3, ALTERNATIVE B STA. 4510+00 TO 4570+00 SHEET 73	
C174	D	PLAN AND PROFILE SEGMENT 3, ALTERNATIVE B STA. 4570+00 TO 4630+00 SHEET 74	
C175	C	PLAN AND PROFILE SEGMENT 3, ALTERNATIVE B STA. 4630+00 TO 4690+00 SHEET 75	
C176	C	PLAN AND PROFILE SEGMENT 3, ALTERNATIVE B STA. 4690+00 TO 4750+00 SHEET 76	
C177	D	PLAN AND PROFILE SEGMENT 3, ALTERNATIVE B STA. 4750+00 TO 4810+00 SHEET 77	
C178	D	PLAN AND PROFILE SEGMENT 3, ALTERNATIVE B STA. 4810+00 TO 4870+00 SHEET 78	

DWG. NO.	REV.	TITLE	PAGE NO.
CIVIL			
C179	D	PLAN AND PROFILE SEGMENT 3, ALTERNATIVE B STA. 4870+00 TO 4930+00 SHEET 79	
C180	C	PLAN AND PROFILE SEGMENT 3, ALTERNATIVE B STA. 4930+00 TO 4990+00 SHEET 80	
C181	C	PLAN AND PROFILE SEGMENT 3, ALTERNATIVE B STA. 4990+00 TO 5050+00 SHEET 81	
C182	C	PLAN AND PROFILE SEGMENT 3, ALTERNATIVE B STA. 5050+00 TO 5110+00 SHEET 82	
C183	C	PLAN AND PROFILE SEGMENT 3, ALTERNATIVE B STA. 5110+00 TO 5170+00 SHEET 83	
C184	D	PLAN AND PROFILE SEGMENT 3, ALTERNATIVE B STA. 5170+00 TO 5230+00 SHEET 84	
C185	D	PLAN AND PROFILE SEGMENT 3, ALTERNATIVE B STA. 5230+00 TO 5290+00 SHEET 85	
C186	C	PLAN AND PROFILE SEGMENT 3, ALTERNATIVE B STA. 5290+00 TO 5350+00 SHEET 86	
C187	C	PLAN AND PROFILE SEGMENT 3, ALTERNATIVE B STA. 5350+00 TO 5410+00 SHEET 87	
C188	D	PLAN AND PROFILE SEGMENT 3, ALTERNATIVE B STA. 5410+00 TO 5470+00 SHEET 88	
C189	C	PLAN AND PROFILE SEGMENT 3, ALTERNATIVE B STA. 5470+00 TO 5530+00 SHEET 89	
C190	D	PLAN AND PROFILE SEGMENT 3, ALTERNATIVE B STA. 5530+00 TO 5590+00 SHEET 90	
C191	C	PLAN AND PROFILE SEGMENT 3, ALTERNATIVE B STA. 5590+00 TO 5650+00 SHEET 91	
C192	D	PLAN AND PROFILE SEGMENT 3, ALTERNATIVE B STA. 5650+00 TO 5710+00 SHEET 92	
C193	C	PLAN AND PROFILE SEGMENT 3, ALTERNATIVE B STA. 5710+00 TO 5770+00 SHEET 93	

DWG. NO.	REV.	TITLE	PAGE NO.
CIVIL			
C194	C	PLAN AND PROFILE SEGMENT 3, ALTERNATIVE B STA. 5770+00 TO 5830+00 SHEET 94	
C195C	A	PLAN AND PROFILE SEGMENT 3, ALTERNATIVE B STA. 5830+00 TO 5890+00 OPTION 3, SHEET 95-3	
C196C	A	PLAN AND PROFILE SEGMENT 3, ALTERNATIVE B STA. 5890+00 TO 5950+00 OPTION 3, SHEET 96-3	
C197C	A	PLAN AND PROFILE SEGMENT 3, ALTERNATIVE B STA. 5950+00 TO 6010+00 OPTION 3, SHEET 97-3	
C198C	A	PLAN AND PROFILE SEGMENT 3, ALTERNATIVE B STA. 6010+00 TO 6070+00 OPTION 3, SHEET 98-3	
C199C	A	PLAN AND PROFILE SEGMENT 3, ALTERNATIVE B STA. 6070+00 TO 6130+00 OPTION 3, SHEET 99-3	
C200C	A	PLAN AND PROFILE SEGMENT 3, ALTERNATIVE B STA. 6130+00 TO 6190+00 OPTION 3, SHEET 100-3	
C201C	A	PLAN AND PROFILE SEGMENT 3, ALTERNATIVE B STA. 6190+00 TO 6250+00 OPTION 3, SHEET 101-3	
C202C	A	PLAN AND PROFILE SEGMENT 3, ALTERNATIVE B STA. 6250+00 TO 6310+00 OPTION 3, SHEET 102-3	
C203C	A	PLAN AND PROFILE SEGMENT 3, ALTERNATIVE B STA. 6310+00 TO 6370+00 OPTION 3, SHEET 103-3	
C204	C	PLAN AND PROFILE SEGMENT 3, ALTERNATIVE B STA. 6370+00 TO 6430+00 SHEET 104	
C205	C	PLAN AND PROFILE SEGMENT 3, ALTERNATIVE B STA. 6430+00 TO 6490+00 SHEET 105	
C206	C	PLAN AND PROFILE SEGMENT 3, ALTERNATIVE B STA. 6490+00 TO 6550+00 SHEET 106	
C207	D	PLAN AND PROFILE SEGMENT 3, ALTERNATIVE B STA. 6550+00 TO 6610+00 SHEET 107	
C208	D	PLAN AND PROFILE SEGMENT 3, ALTERNATIVE B STA. 6610+00 TO 6670+00 SHEET 108	

DWG. NO.	REV.	TITLE	PAGE NO.
CIVIL			
C209	C	PLAN AND PROFILE SEGMENT 3, ALTERNATIVE B STA. 6670+00 TO 6730+00 SHEET 109	
C210	C	PLAN AND PROFILE SEGMENT 3, ALTERNATIVE B STA. 6730+00 TO 6790+00 SHEET 110	
C211	D	PLAN AND PROFILE SEGMENT 3, ALTERNATIVE B STA. 6790+00 TO 6850+00 SHEET 111	
C212	C	PLAN AND PROFILE SEGMENT 3, ALTERNATIVE B STA. 6850+00 TO 6910+00 SHEET 112	
C213	D	PLAN AND PROFILE SEGMENT 3, ALTERNATIVE B STA. 6910+00 TO 6970+00 SHEET 113	
C214	D	PLAN AND PROFILE SEGMENT 3, ALTERNATIVE B STA. 6970+00 TO 7030+00 SHEET 114	
C215	D	PLAN AND PROFILE SEGMENT 3, ALTERNATIVE B STA. 7030+00 TO 7090+00 SHEET 115	
C216		NOT USED	
C217A	C	PLAN AND PROFILE SEGMENT 3, ALTERNATIVE B STA. 7090+00 TO 7150+00 SHEET 117A	
C218A	C	PLAN AND PROFILE SEGMENT 4, ALTERNATIVE A STA. 7180+00 TO 7210+00 SHEET 118A	
C219A	C	PLAN AND PROFILE SEGMENT 4, ALTERNATIVE A STA. 7210+00 TO 7270+00 SHEET 119A	
C220A	C	PLAN AND PROFILE SEGMENT 4, ALTERNATIVE A STA. 7270+00 TO 7330+00 SHEET 120A	
C221A	C	PLAN AND PROFILE SEGMENT 4, ALTERNATIVE A STA. 7330+00 TO 7390+00 SHEET 121A	
C222A	C	PLAN AND PROFILE SEGMENT 4, ALTERNATIVE A STA. 7390+00 TO 7450+00 SHEET 122A	
C223A	C	PLAN AND PROFILE SEGMENT 4, ALTERNATIVE A STA. 7450+00 TO 7510+00 SHEET 123A	
C224A	C	PLAN AND PROFILE SEGMENT 4, ALTERNATIVE A STA. 7510+00 TO 7570+00 SHEET 124A	

E	01MAR11					DESIGNED BY T. LUNA
D	19NOV10					DRAWN BY T. LUNA
C	25JUN10					CHECKED BY J. MAHER
B	26FEB10					IN CHARGE J. MAHER
A	15JAN10					DATE 15JAN10
REV	DATE	BY	SUB	APP		DESCRIPTION

EARTH TECH | AECOM

2101 Webster St., Suite 1000  
Oakland, CA 94612  
Phone: (510) 419-6000  
Fax: (510) 419-5355  
F-C-5

DESERTXPRESS

INDEX OF DRAWINGS

SHEET 2 OF 4

CADD FILENAME		
X003.dwg		
SIZE	SCALE	
D	NTS	
CONTRACT NO.		
REV.	SHEET NO.	PAGE NO.
E	X003	

Mar 07, 2011 10:23am L:\work\103156 - Desert Express\Drawings\DESIGN\CIVIL\X004.dwg  
d:\functional

INDEX OF DRAWINGS

DWG. NO.	REV.	TITLE	PAGE NO.
CIVIL			
C225A	C	PLAN AND PROFILE SEGMENT 4, ALTERNATIVE A STA. 7570+00 TO 7630+00 SHEET 125A	
C226A	C	PLAN AND PROFILE SEGMENT 4, ALTERNATIVE A STA. 7630+00 TO 7690+00 SHEET 126A	
C227A	C	PLAN AND PROFILE SEGMENT 4, ALTERNATIVE A STA. 7690+00 TO 7750+00 SHEET 127A	
C228A	C	PLAN AND PROFILE SEGMENT 4, ALTERNATIVE A STA. 7750+00 TO 7810+00 SHEET 128A	
C229A	C	PLAN AND PROFILE SEGMENT 4, ALTERNATIVE A STA. 7810+00 TO 7870+00 SHEET 129A	
C230A	C	PLAN AND PROFILE SEGMENT 4, ALTERNATIVE A STA. 7870+00 TO 7930+00 SHEET 130A	
C231A	C	PLAN AND PROFILE SEGMENT 4, ALTERNATIVE A STA. 7930+00 TO 7990+00 SHEET 131A	
C232A	C	PLAN AND PROFILE SEGMENT 4, ALTERNATIVE A STA. 7990+00 TO 8050+00 SHEET 132A	
C233A	C	PLAN AND PROFILE SEGMENT 4, ALTERNATIVE A STA. 8050+00 TO 8110+00 SHEET 133A	
C234A	C	PLAN AND PROFILE SEGMENT 4, ALTERNATIVE A STA. 8110+00 TO 8167+52 SHEET 134A	
C235A	C	PLAN AND PROFILE SEGMENT 4, ALTERNATIVE A STA. 8170+00 TO 8177+00 SHEET 135A	
C217C	B	PLAN AND PROFILE SEGMENT 4, ALTERNATIVE C STA. 7090+00 TO 7150+00 SHEET 117C	
C218C	C	PLAN AND PROFILE SEGMENT 4, ALTERNATIVE C STA. 7180+00 TO 7210+00 SHEET 118C	
C219C	C	PLAN AND PROFILE SEGMENT 4, ALTERNATIVE C STA. 7210+00 TO 7270+00 SHEET 119C	
C220C	C	PLAN AND PROFILE SEGMENT 4, ALTERNATIVE C STA. 7270+00 TO 7330+00 SHEET 120C	

DWG. NO.	REV.	TITLE	PAGE NO.
CIVIL			
C221C	B	PLAN AND PROFILE SEGMENT 4, ALTERNATIVE C STA. 7330+00 TO 7390+00 SHEET 121C	
C222C	B	PLAN AND PROFILE SEGMENT 4, ALTERNATIVE C STA. 7390+00 TO 7450+00 SHEET 122C	
C223C	B	PLAN AND PROFILE SEGMENT 4, ALTERNATIVE C STA. 7450+00 TO 7510+00 SHEET 123C	
C224C	B	PLAN AND PROFILE SEGMENT 4, ALTERNATIVE C STA. 7510+00 TO 7570+00 SHEET 124C	
C225C	B	PLAN AND PROFILE SEGMENT 4, ALTERNATIVE C STA. 7570+00 TO 7630+00 SHEET 125C	
C226C	B	PLAN AND PROFILE SEGMENT 4, ALTERNATIVE C STA. 7630+00 TO 7690+00 SHEET 126C	
C227C	B	PLAN AND PROFILE SEGMENT 4, ALTERNATIVE C STA. 7690+00 TO 7750+00 SHEET 127C	
C228C	B	PLAN AND PROFILE SEGMENT 4, ALTERNATIVE C STA. 7750+00 TO 7810+00 SHEET 128C	
C229C	B	PLAN AND PROFILE SEGMENT 4, ALTERNATIVE C STA. 7810+00 TO 7870+00 SHEET 129C	
C230C	B	PLAN AND PROFILE SEGMENT 4, ALTERNATIVE C STA. 7870+00 TO 7930+00 SHEET 130C	
C231C	B	PLAN AND PROFILE SEGMENT 4, ALTERNATIVE C STA. 7930+00 TO 7990+00 SHEET 131C	
C232C	D	PLAN AND PROFILE SEGMENT 4, ALTERNATIVE C STA. 7990+00 TO 8050+00 SHEET 132C	
C233C	E	PLAN AND PROFILE SEGMENT 4, ALTERNATIVE C STA. 8050+00 TO 8110+00 SHEET 133C	
C234C	D	PLAN AND PROFILE SEGMENT 4, ALTERNATIVE C STA. 8110+00 TO 8167+52 SHEET 134C	

DWG. NO.	REV.	TITLE	PAGE NO.
CIVIL			
C235	D	PLAN AND PROFILE SEGMENT 5, ALTERNATIVE B STA. 8177+00 TO 8230+00 SHEET 135	
C236	D	PLAN AND PROFILE SEGMENT 5, ALTERNATIVE B STA. 8230+00 TO 8290+00 SHEET 136	
C237	E	PLAN AND PROFILE SEGMENT 5, ALTERNATIVE B STA. 8290+00 TO 8350+00 SHEET 137	
C238	E	PLAN AND PROFILE SEGMENT 5, ALTERNATIVE B STA. 8350+00 TO 8410+00 SHEET 138	
C239	D	PLAN AND PROFILE SEGMENT 5, ALTERNATIVE B STA. 8410+00 TO 8470+00 SHEET 139	
C240	D	PLAN AND PROFILE SEGMENT 5, ALTERNATIVE B STA. 8470+00 TO 8530+00 SHEET 140	
C241	D	PLAN AND PROFILE SEGMENT 5, ALTERNATIVE B STA. 8530+00 TO 8590+00 SHEET 141	
C242	D	PLAN AND PROFILE SEGMENT 5, ALTERNATIVE B STA. 8590+00 TO 8650+00 SHEET 142	
C243	D	PLAN AND PROFILE SEGMENT 5, ALTERNATIVE B STA. 8650+00 TO 8710+00 SHEET 143	
C244	D	PLAN AND PROFILE SEGMENT 5, ALTERNATIVE B STA. 8710+00 TO 8770+00 SHEET 144	
C245	E	PLAN AND PROFILE SEGMENT 5, ALTERNATIVE B STA. 8770+00 TO 8830+00 SHEET 145	
C246	E	PLAN AND PROFILE SEGMENT 5, ALTERNATIVE B STA. 8830+00 TO 8890+00 SHEET 146	
C247	D	PLAN AND PROFILE SEGMENT 5, ALTERNATIVE B STA. 8890+00 TO 8950+00 SHEET 147	
C248	D	PLAN AND PROFILE SEGMENT 5, ALTERNATIVE B STA. 8950+00 TO 9010+00 SHEET 148	
C249	D	PLAN AND PROFILE SEGMENT 5, ALTERNATIVE B STA. 9010+00 TO 9070+00 SHEET 149	

DWG. NO.	REV.	TITLE	PAGE NO.
CIVIL			
C250	D	PLAN AND PROFILE SEGMENT 5, ALTERNATIVE B STA. 9070+00 TO 9130+00 SHEET 150	
C251	D	PLAN AND PROFILE SEGMENT 5, ALTERNATIVE B STA. 9130+00 TO 9190+00 SHEET 151	
C252	E	PLAN AND PROFILE SEGMENT 5, ALTERNATIVE B STA. 9190+00 TO 9230+00 SHEET 152	
C253	E	PLAN AND PROFILE SEGMENT 6, ALTERNATIVE B STA. 9229+91 TO 9260+00 SHEET 153	
C254	E	PLAN AND PROFILE SEGMENT 6, ALTERNATIVE B STA. 9260+00 TO 9290+00 SHEET 154	
C255	C	PLAN AND PROFILE SEGMENT 6, ALTERNATIVE B STA. 9290+00 TO 9320+00 SHEET 155	
C256	D	PLAN AND PROFILE SEGMENT 6, ALTERNATIVE B STA. 9320+00 TO 9350+00 SHEET 156	
C257	D	PLAN AND PROFILE SEGMENT 6, ALTERNATIVE B STA. 9350+00 TO 9380+00 SHEET 157	
C258	D	PLAN AND PROFILE SEGMENT 6, ALTERNATIVE B STA. 9380+00 TO 9410+00 SHEET 158	
C259	C	PLAN AND PROFILE SEGMENT 6, ALTERNATIVE B STA. 9410+00 TO 9440+00 SHEET 159	
C260	C	PLAN AND PROFILE SEGMENT 6, ALTERNATIVE B STA. 9440+00 TO 9470+00 SHEET 160	
C261	C	PLAN AND PROFILE SEGMENT 6, ALTERNATIVE B STA. 9470+00 TO 9500+00 SHEET 161	
C262	D	PLAN AND PROFILE SEGMENT 6, ALTERNATIVE B STA. 9500+00 TO 9530+00 SHEET 162	
C263	C	PLAN AND PROFILE SEGMENT 6, ALTERNATIVE B STA. 9530+00 TO 9560+00 SHEET 163	
C264	G	PLAN AND PROFILE SEGMENT 6, ALTERNATIVE B STA. 9560+00 TO 9590+00 SHEET 164	

						DESIGNED BY T. LUNA
						DRAWN BY T. LUNA
						CHECKED BY J. MAHER
						IN CHARGE J. MAHER
G	01MAR11				RE-ISSUED FOR FINAL EIS PLAN SET	DATE 15JAN10
REV	DATE	BY	SUB	APP	DESCRIPTION	

EARTH TECH | AECOM

2101 Webster St., Suite 1000  
Oakland, CA 94612  
Phone: (510) 419-6000  
Fax: (510) 419-5355  
F-C-6

DESERTXPRESS

INDEX OF DRAWINGS

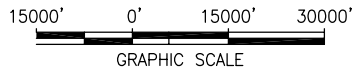
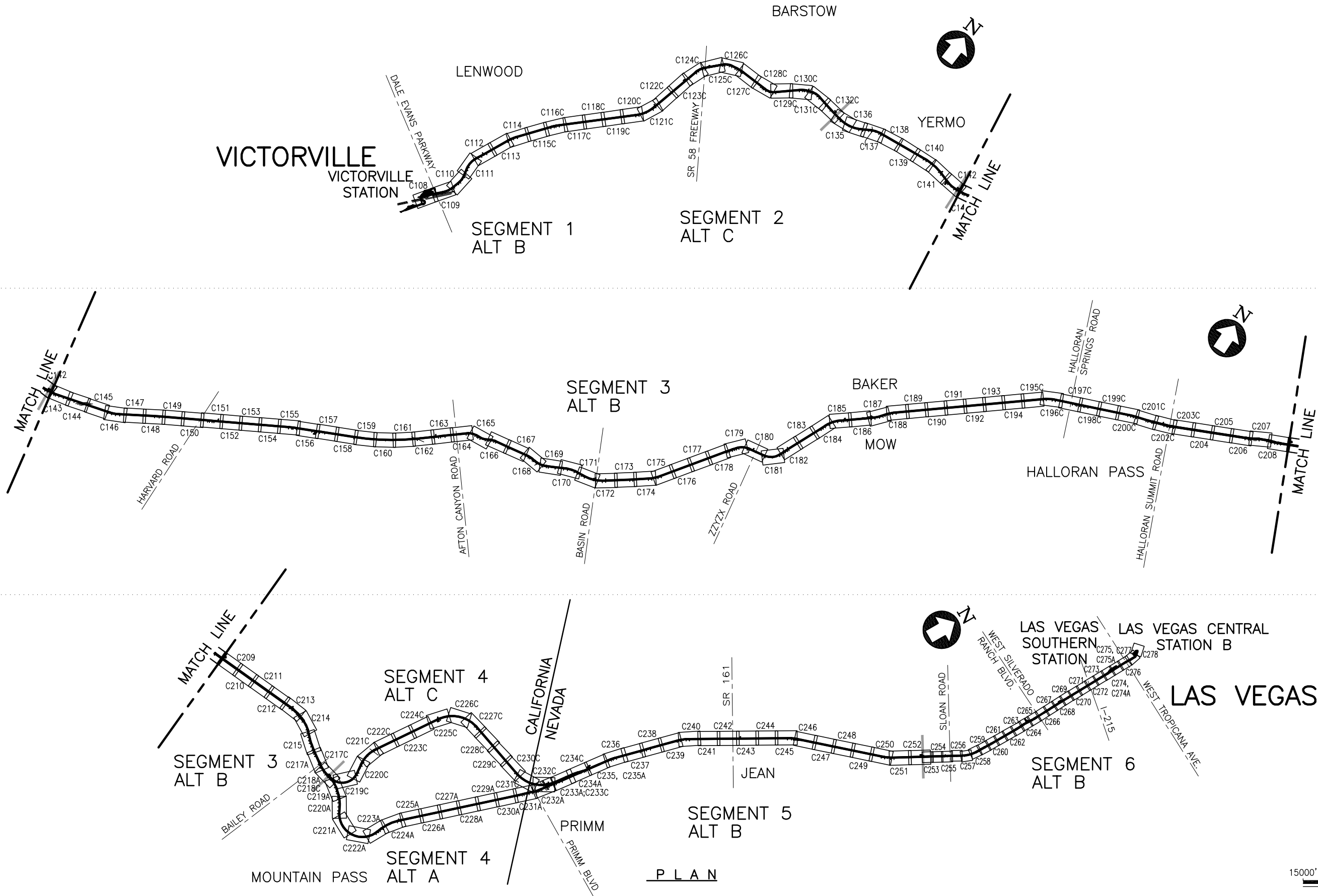
SHEET 3 OF 4

CADD FILENAME		
X004.dwg		
SIZE	SCALE	
D	NTS	
CONTRACT NO.		
REV.	SHEET NO.	PAGE NO.
G	X004	





Mar 07, 2011 - 8:53am L:\work\103156 - Desert Express\Drawings\DESIGN\DWG\0011.dwg  
d:\functum\1



REV	DATE	BY	SUB	APP	DESCRIPTION	DESIGNED BY T. LUNA
D	01MAR11				ISSUED FOR FINAL EIS PLAN SET	DRAWN BY L. DIFUNTORUM
C	30DEC09					CHECKED BY J. MAHER
B	31AUG09					IN CHARGE J. MAHER
A	12AUG08					DATE 25SEP08

EARTH TECH | AECOM

2101 Webster St., Suite 1000  
Oakland, CA 94612  
Phone: (510) 419-6000  
Fax: (510) 419-5355  
F-C-8

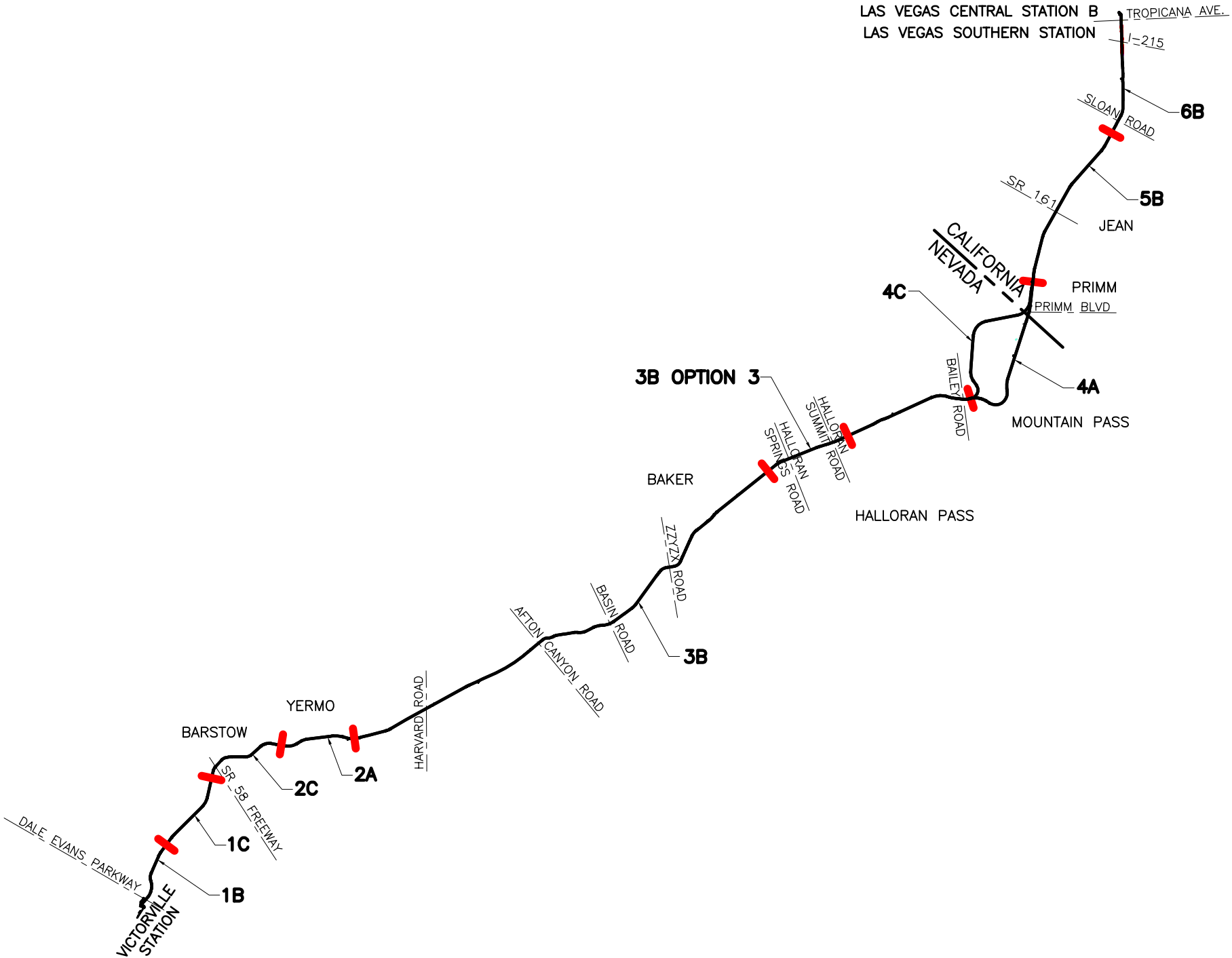
DESERTXPRESS

KEY PLAN

CADD FILENAME C011.dwg		
SIZE D	SCALE 1"=15000'-0"	
CONTRACT NO.		
REV. D	SHEET NO. C011	PAGE NO.

d:\functum\ Mar 07, 2011 - 8:57am L:\work\03156 - Desert Express\Drawings\DESIGN\CWL\0012.dwg

VICTORVILLE



LAS VEGAS



P L A N

						DESIGNED BY T. LUNA
						DRAWN BY L. DIFUNTORUM
						CHECKED BY J. MAHER
						IN CHARGE J. MAHER
A	01MAR11				ISSUED FOR FINAL EIS PLAN SET	DATE 01MAR11
REV	DATE	BY	SUB	APP	DESCRIPTION	

EARTH TECH | AECOM

2101 Webster St., Suite 1000  
Oakland, CA 94612  
Phone: (510) 419-6000  
Fax: (510) 419-5355  
F-C-9

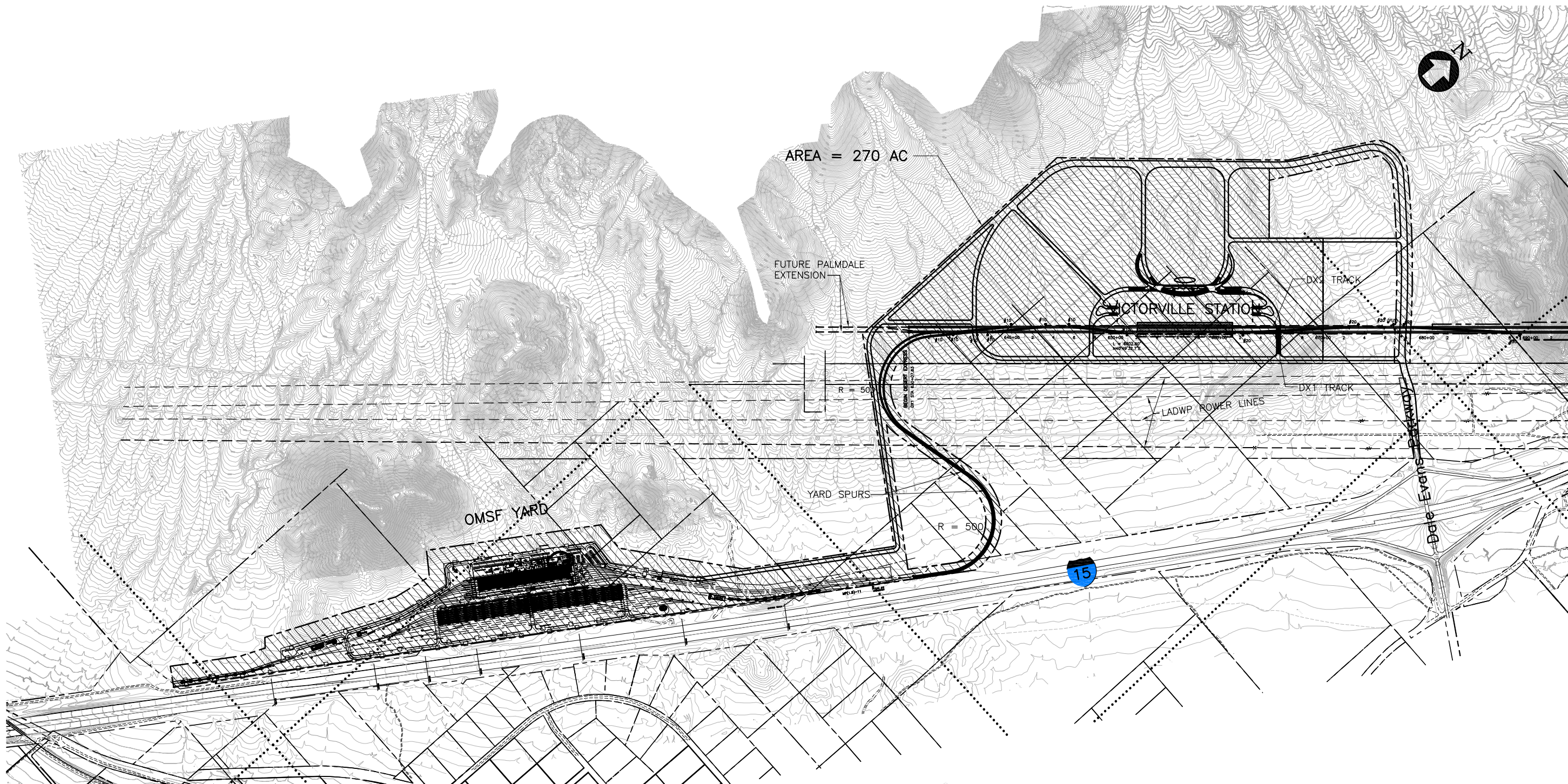
DESERTXpress

SITE MAP


CADD FILENAME C012.dwg		
SIZE D	SCALE NTS	
CONTRACT NO.		
REV. A	SHEET NO. C012	PAGE NO.



d:\functum\1 Mar 07, 2011 - 8:58am L:\work\103156 - Desert Express\Drawings\DESIGN\CWL\0013.dwg



P L A N



DESIGNED BY T. LUNA	
DRAWN BY L. DIFUNTORUM	
CHECKED BY J. MAHER	
IN CHARGE J. MAHER	
DATE 18AUG09	

REV	DATE	BY	SUB	APP	DESCRIPTION
A	01MAR11				ISSUED FOR FINAL EIS PLAN SET FORMERLY C108B

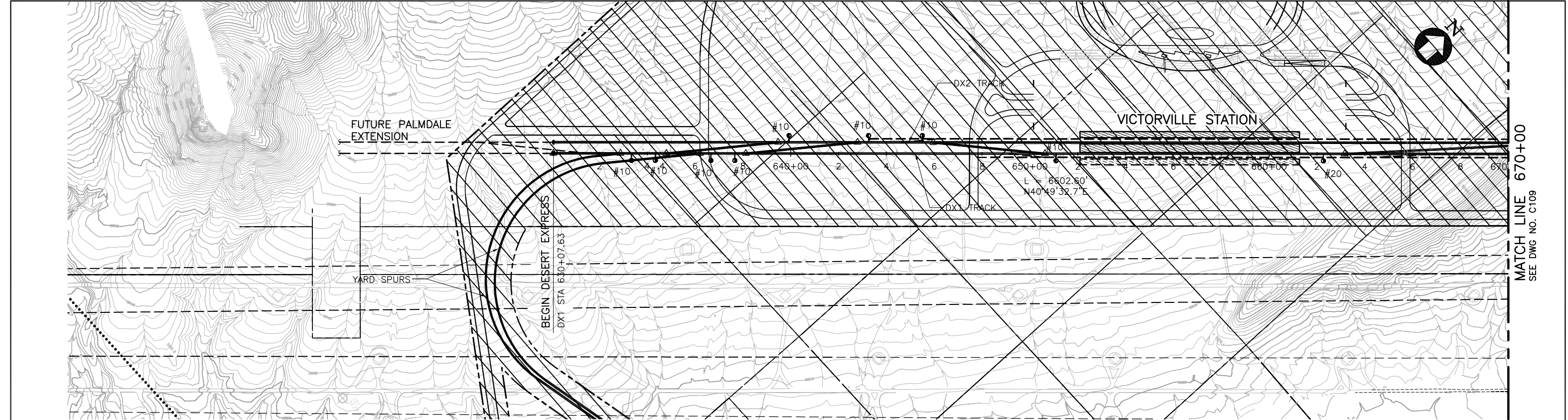
EARTH TECH | AECOM

2101 Webster St., Suite 1000  
Oakland, CA 94612  
Phone: (510) 419-6000  
Fax: (510) 419-5355  
F-C-10

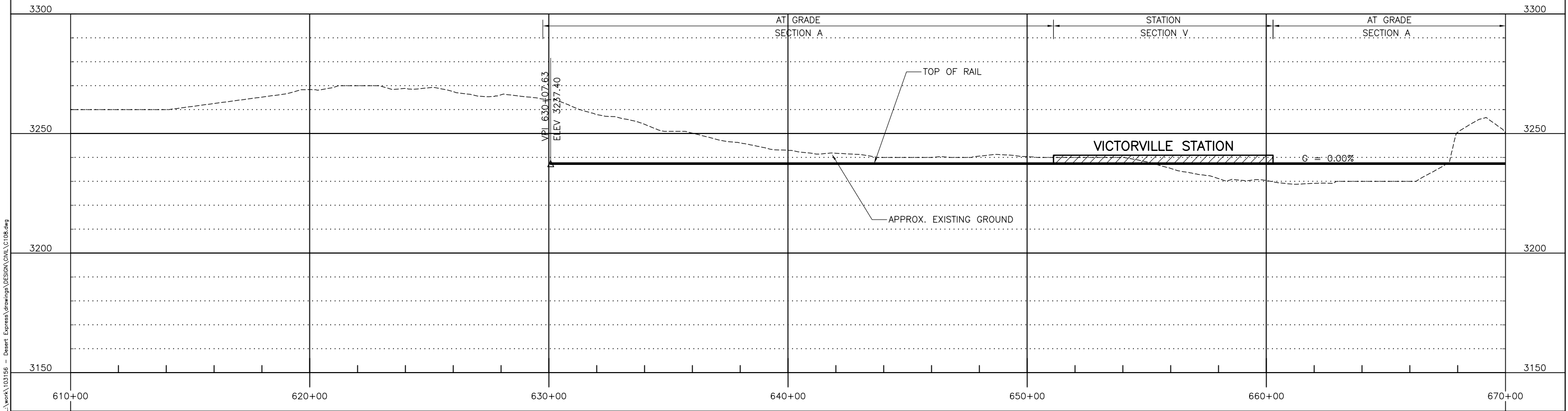
DESERTXPRESS  
PLAN  
SEGMENT 1, ALTERNATIVE B  
VICTORVILLE STATION/OMSF YARD

CADD FILENAME C013.dwg		
SIZE D	SCALE 1"=500'-0"	
CONTRACT NO.		
REV. A	SHEET NO. C013	PAGE NO.

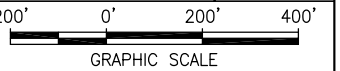




PLAN



PROFILE



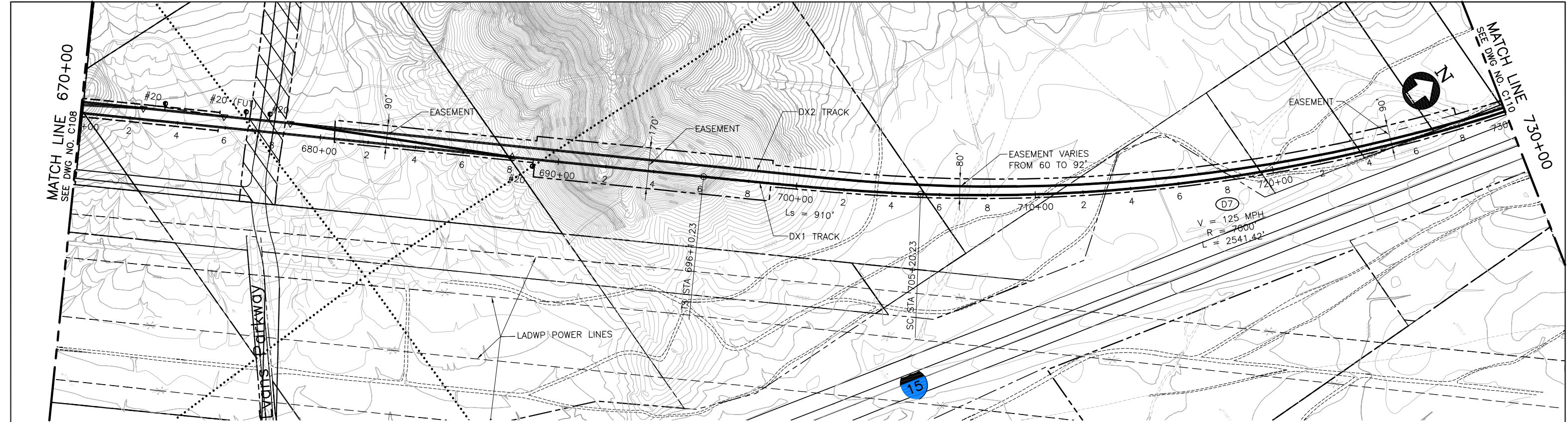
						DESIGNED BY T. LUNA
						DRAWN BY L. DIFUNTORUM
C	01MAR11				ISSUED FOR FINAL EIS PLAN SET	CHECKED BY J. MAHER
B	31AUG09					IN CHARGE J. MAHER
A	12AUG08					DATE 20OCT08
REV	DATE	BY	SUB	APP	DESCRIPTION	

EARTH TECH | AECOM

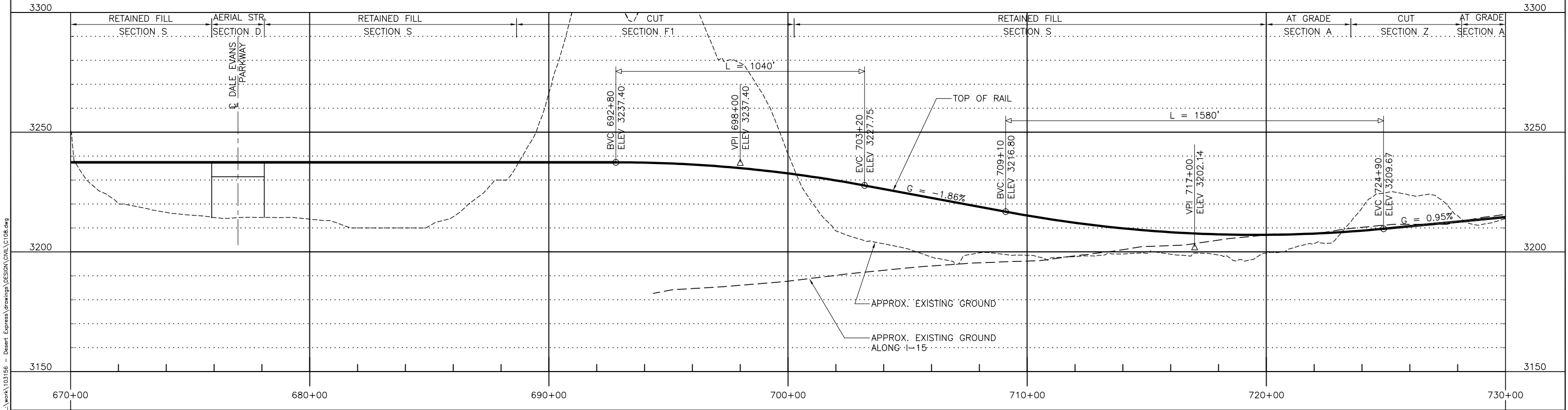
2101 Webster St., Suite 1000  
Oakland, CA 94612  
Phone: (510) 419-6000  
Fax: (510) 419-5355  
F-C-11

DESERTXPRESS			CADD FILENAME C108.dwg		
PLAN AND PROFILE			SIZE	SCALE	
SEGMENT 1, ALTERNATIVE B			D	1"=200'H; 1"=20'V	
STA. DX1 630+76 TO DX1 670+00			CONTRACT NO.		
SHEET 08			REV.	SHEET NO.	PAGE NO.
			C	C108	

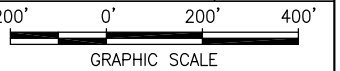
Mar 07, 2011 - 9:06am L:\work\103156 - Desert Express\Drawings\DESIGN\DWG\C108.dwg  
difuntorumi



PLAN



PROFILE



						DESIGNED BY T. LUNA
D	01MAR11					DRAWN BY L. DIFUNTORUM
C	30DEC09					CHECKED BY J. MAHER
B	31AUG09					IN CHARGE J. MAHER
A	12AUG08					DATE 20OCT08
REV	DATE	BY	SUB	APP	DESCRIPTION	

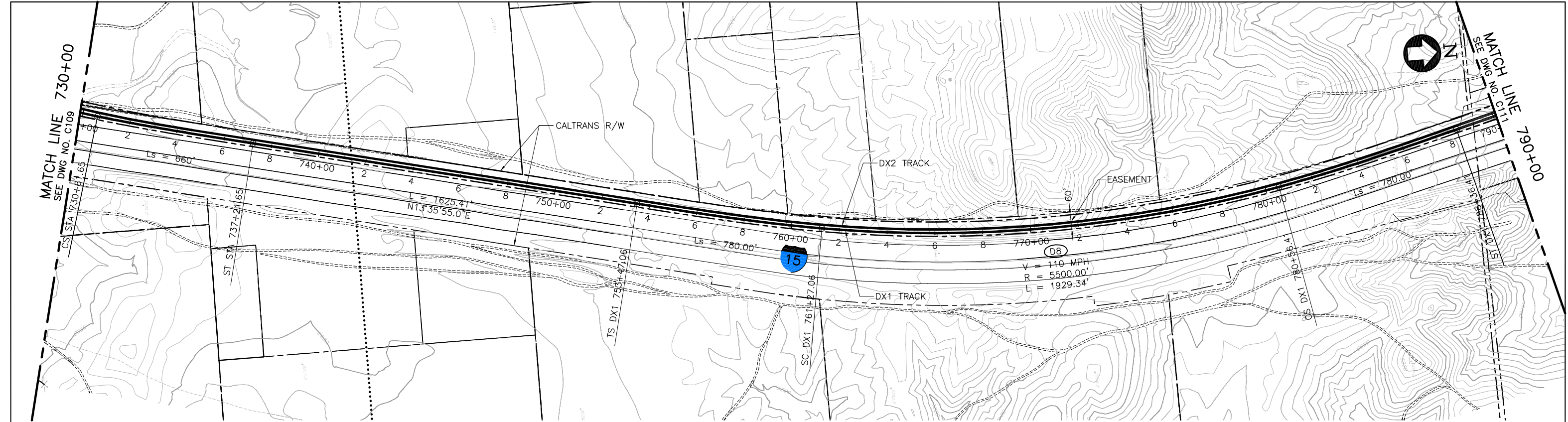
EARTH TECH | AECOM

2101 Webster St., Suite 1000  
Oakland, CA 94612  
Phone: (510) 419-6000  
Fax: (510) 419-5355  
F-C-12

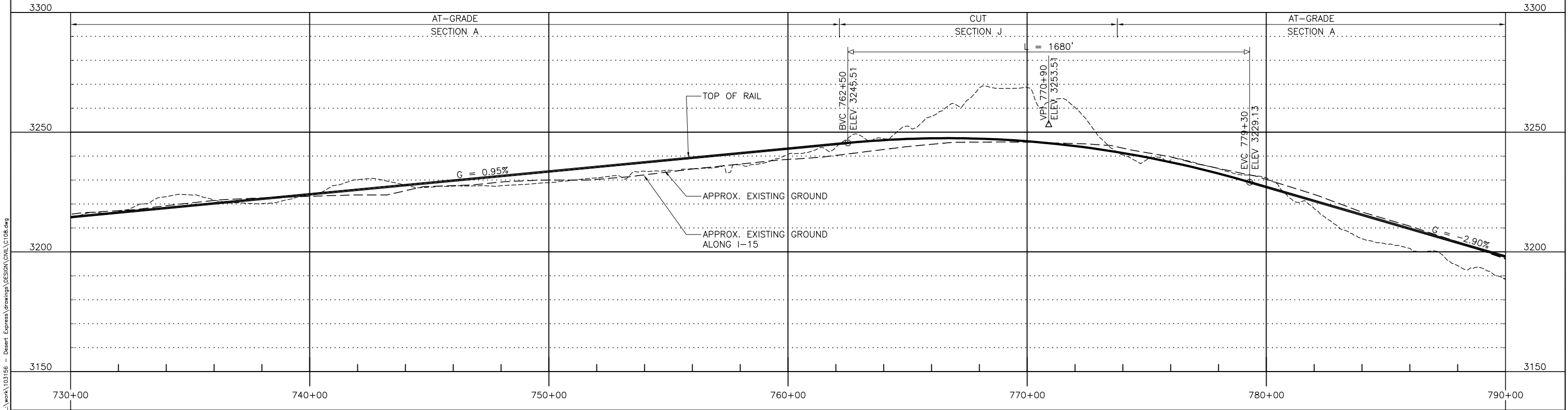
DESERTXPRESS  
PLAN AND PROFILE  
SEGMENT 1, ALTERNATIVE B  
STA. DX1 670+00 TO DX1 730+00  
SHEET 09

CADD FILENAME C108.dwg		
SIZE D	SCALE 1"=200'H; 1"=20'V	
CONTRACT NO.		
REV. D	SHEET NO. C109	PAGE NO.

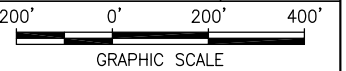




PLAN



PROFILE



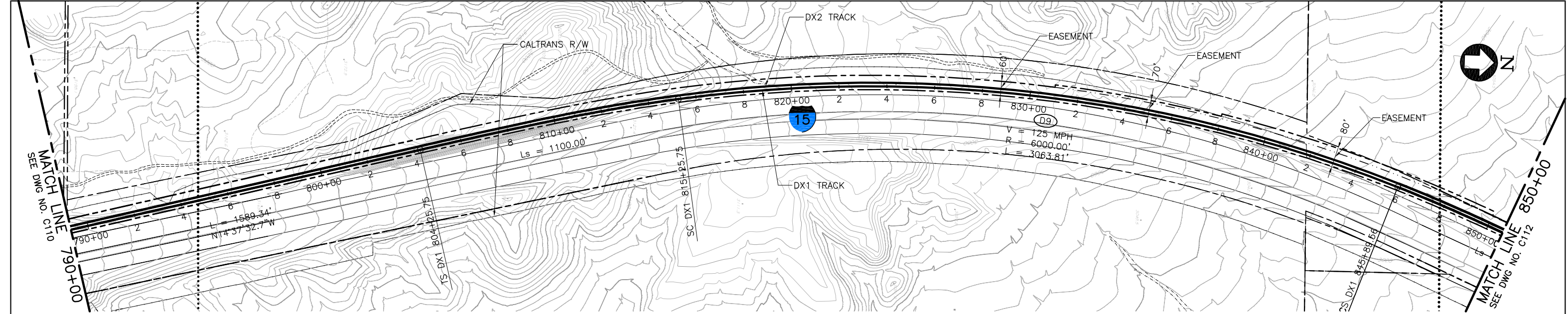
						DESIGNED BY T. LUNA
						DRAWN BY L. DIFUNTORUM
						CHECKED BY J. MAHER
						IN CHARGE J. MAHER
						DATE 04JUN08
REV	DATE	BY	SUB	APP	DESCRIPTION	
C	01MAR11				ISSUED FOR FINAL EIS PLAN SET	
B	31AUG09					
A	12AUG08					

EARTH TECH | AECOM

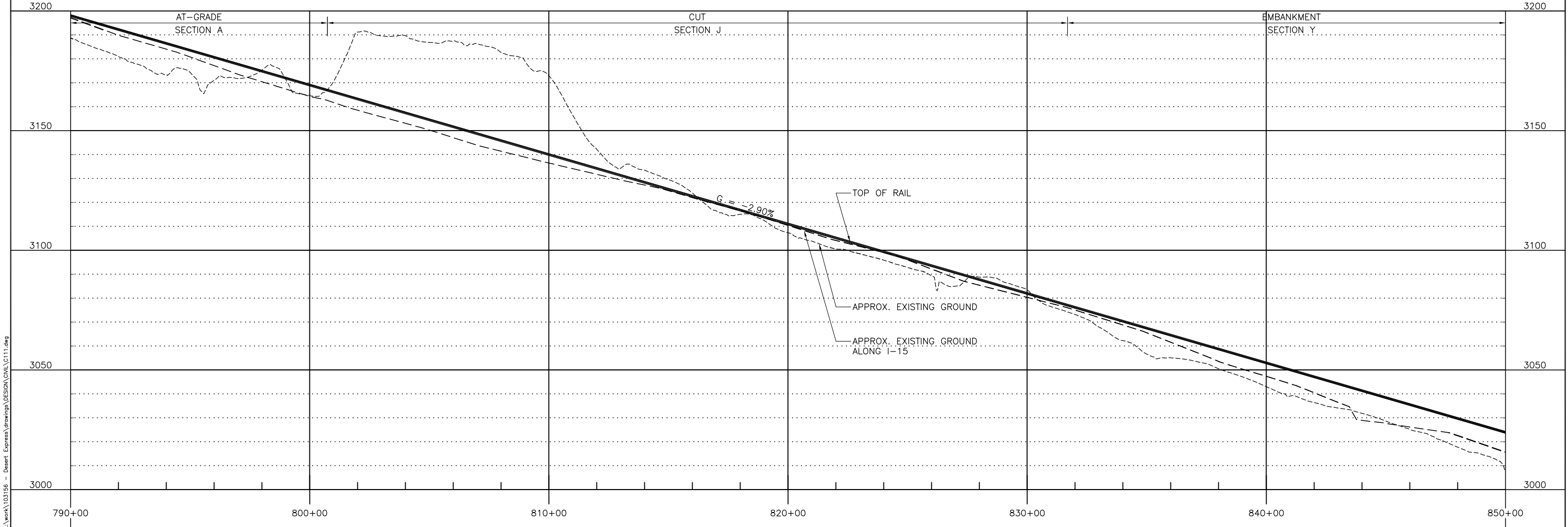
2101 Webster St., Suite 1000  
Oakland, CA 94612  
Phone: (510) 419-6000  
Fax: (510) 419-3355  
F-C-13

DESERTXPRESS  
PLAN AND PROFILE  
SEGMENT 1, ALTERNATIVE B  
STA. DX1 730+00 TO DX1 790+00  
SHEET 10

CADD FILENAME C108.dwg		
SIZE D	SCALE 1"=200'H; 1"=20'V	
CONTRACT NO.		
REV. C	SHEET NO. C110	PAGE NO.



P L A N



P R O F I L E

						DESIGNED BY T. LUNA
D	01MAR11					DRAWN BY L. DIFUNTORUM
C	30DEC09					CHECKED BY J. MAHER
B	31AUG09					IN CHARGE J. MAHER
A	12AUG08					DATE 04JUN08
REV	DATE	BY	SUB	APP	DESCRIPTION	

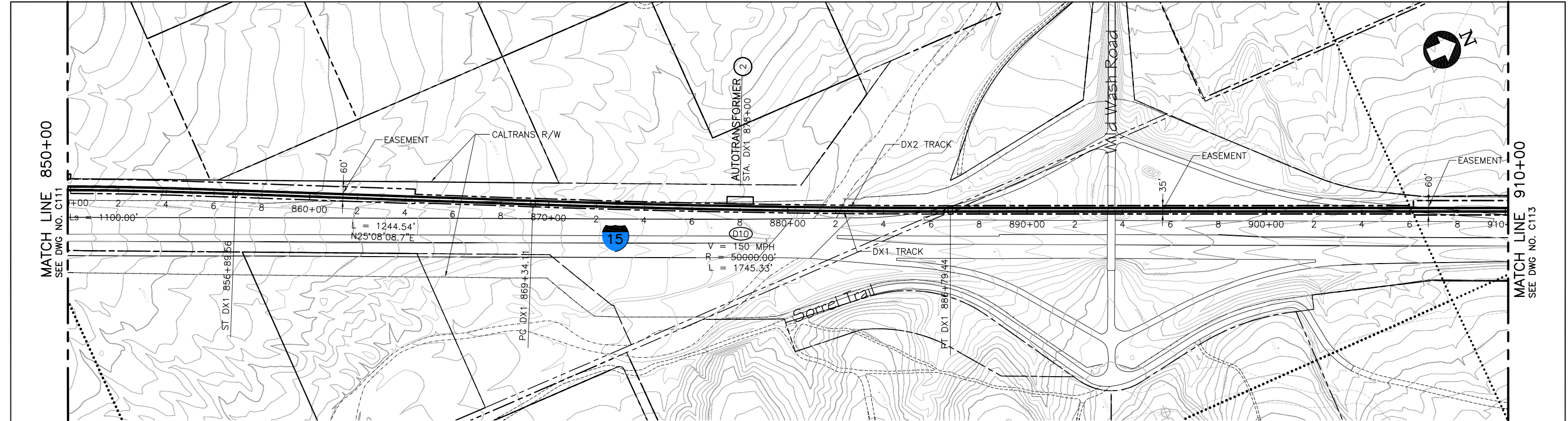
EARTH TECH | AECOM

2101 Webster St., Suite 1000  
Oakland, CA 94612  
Phone: (510) 419-6000  
Fax: (510) 419-5355  
F-C-14

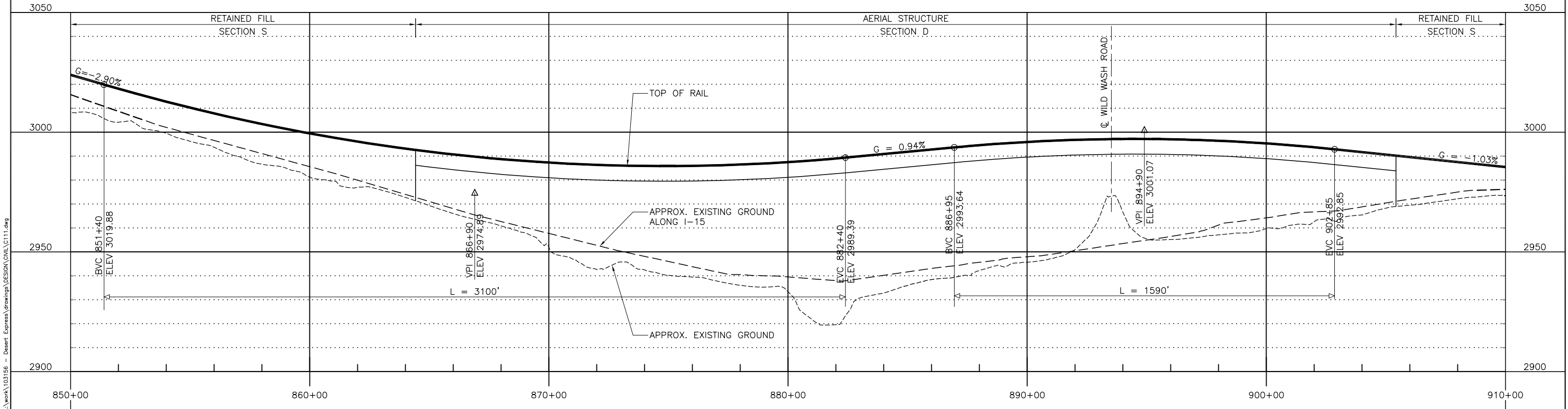
DESERTXPRESS  
PLAN AND PROFILE  
SEGMENT 1, ALTERNATIVE B  
STA. DX1 790+00 TO DX1 850+00  
SHEET 11

CADD FILENAME C111.dwg		
SIZE D	SCALE 1"=200'H; 1"=20'V	
CONTRACT NO.		
REV. D	SHEET NO. C111	PAGE NO.





PLAN



PROFILE

						DESIGNED BY T. LUNA
						DRAWN BY L. DIFUNTORUM
C	01MAR11				ISSUED FOR FINAL EIS PLAN SET	CHECKED BY J. MAHER
B	31AUG09					IN CHARGE J. MAHER
A	12AUG08					DATE 04JUN08
REV	DATE	BY	SUB	APP	DESCRIPTION	

EARTH TECH

AECOM

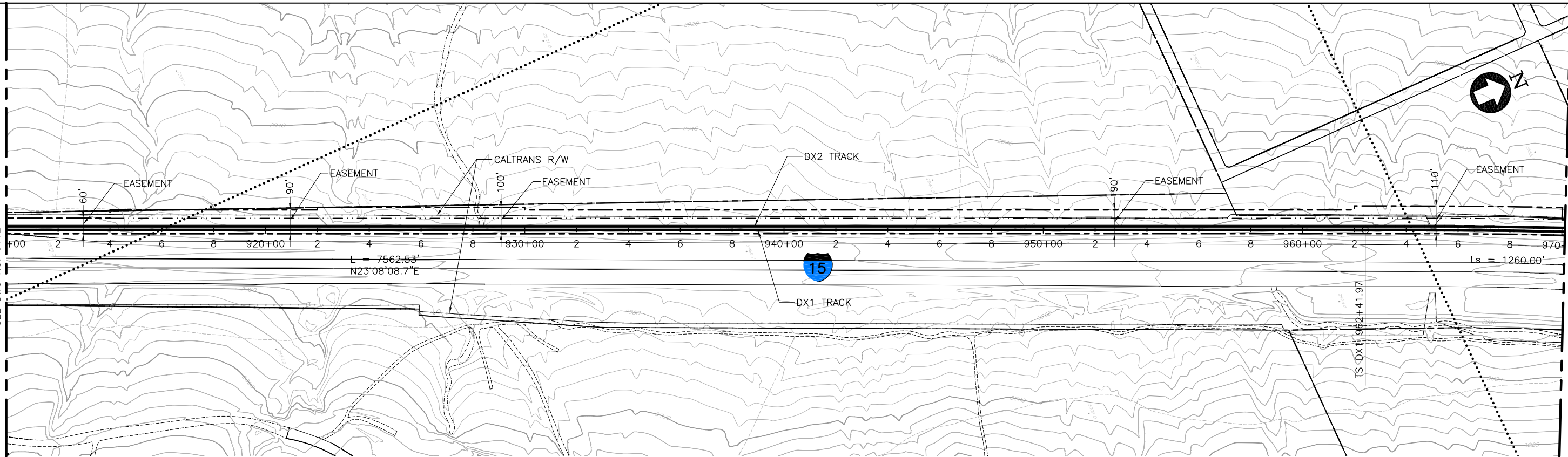
2101 Webster St., Suite 1000  
Oakland, CA 94612  
Phone: (510) 419-6000  
Fax: (510) 419-5355  
F-C-15

DESERTXPRESS			CADD FILENAME C111.dwg
PLAN AND PROFILE			SIZE SCALE D 1"=200'H; 1"=20'V
SEGMENT 1, ALTERNATIVE B			CONTRACT NO.
STA. DX1 850+00 TO DX1 910+00			REV. SHEET NO. PAGE NO.
SHEET 12			C C112



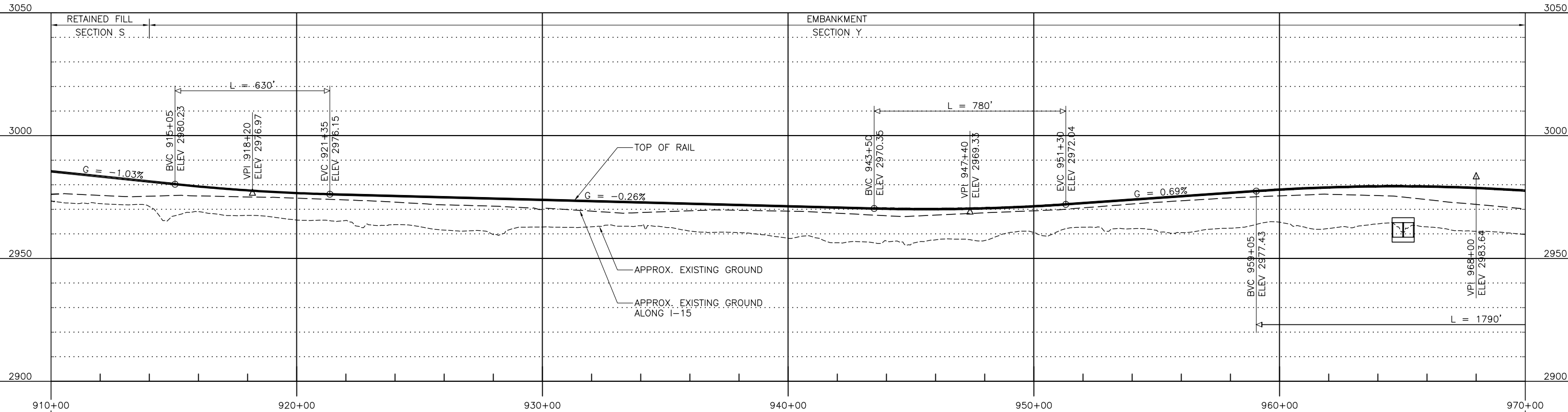
d:\funct\m1 Mar 07, 2011 - 9:13am L:\work\103156 - Desert Express\Drawings\DESIGN\DWG\C111.dwg

MATCH LINE 910+00  
SEE DWG NO. C112



MATCH LINE 970+00  
SEE DWG NO. C114

PLAN



PROFILE

REV	DATE	BY	SUB	APP	DESCRIPTION	DESIGNED BY T. LUNA	DRAWN BY L. DIFUNTORUM	CHECKED BY J. MAHER	IN CHARGE J. MAHER	DATE 04JUN08
D	01MAR11				ISSUED FOR FINAL EIS PLAN SET					
C	30DEC09									
B	31AUG09									
A	12AUG08									

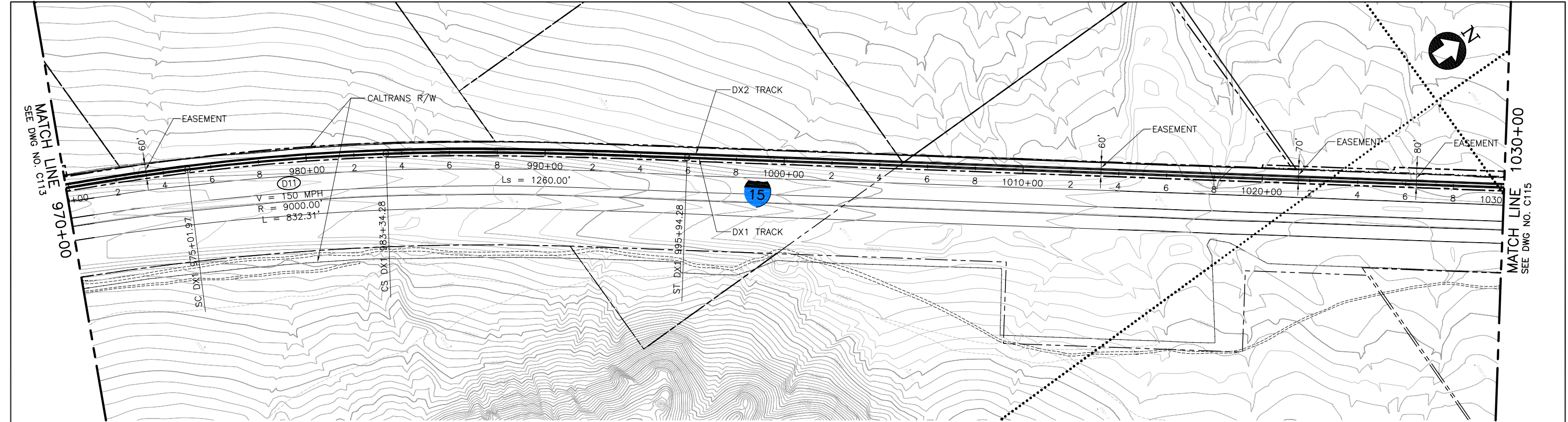
EARTH TECH | AECOM

2101 Webster St., Suite 1000  
Oakland, CA 94612  
Phone: (510) 419-6000  
Fax: (510) 419-5355  
F-C-16

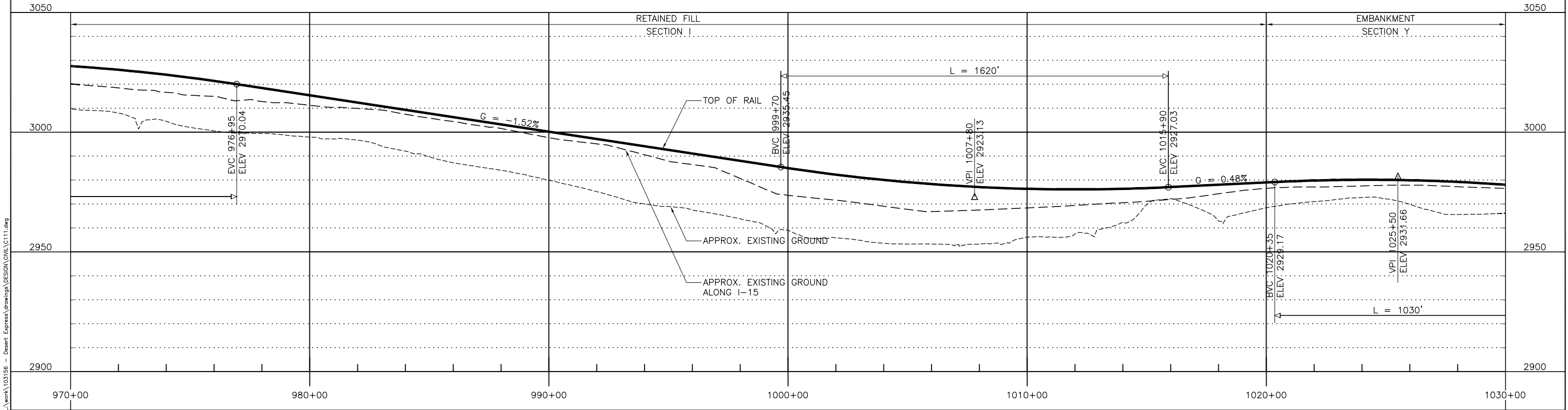
DESERTXPRESS

PLAN AND PROFILE  
SEGMENT 1, ALTERNATIVE B  
STA. DX1 910+00 TO DX1 970+00  
SHEET 13

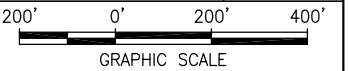
CADD FILENAME C111.dwg		
SIZE D	SCALE 1"=200'H; 1"=20'V	
CONTRACT NO.		
REV. D	SHEET NO. C113	PAGE NO.



PLAN



PROFILE



						DESIGNED BY T. LUNA
D	01MAR11					DRAWN BY L. DIFUNTORUM
C	30DEC09					CHECKED BY J. MAHER
B	31AUG09					IN CHARGE J. MAHER
A	12AUG08					DATE 04JUN08
REV	DATE	BY	SUB	APP	DESCRIPTION	

EARTH TECH | AECOM

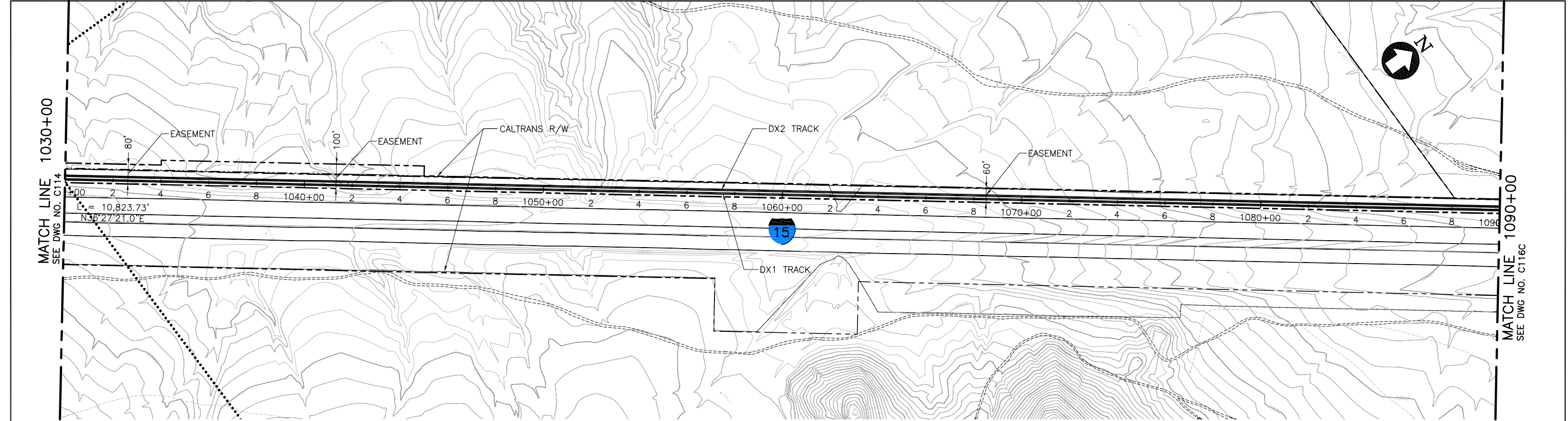
2101 Webster St., Suite 1000  
Oakland, CA 94612  
Phone: (510) 419-6000  
Fax: (510) 419-5355  
F-C-17

DESERTXPRESS

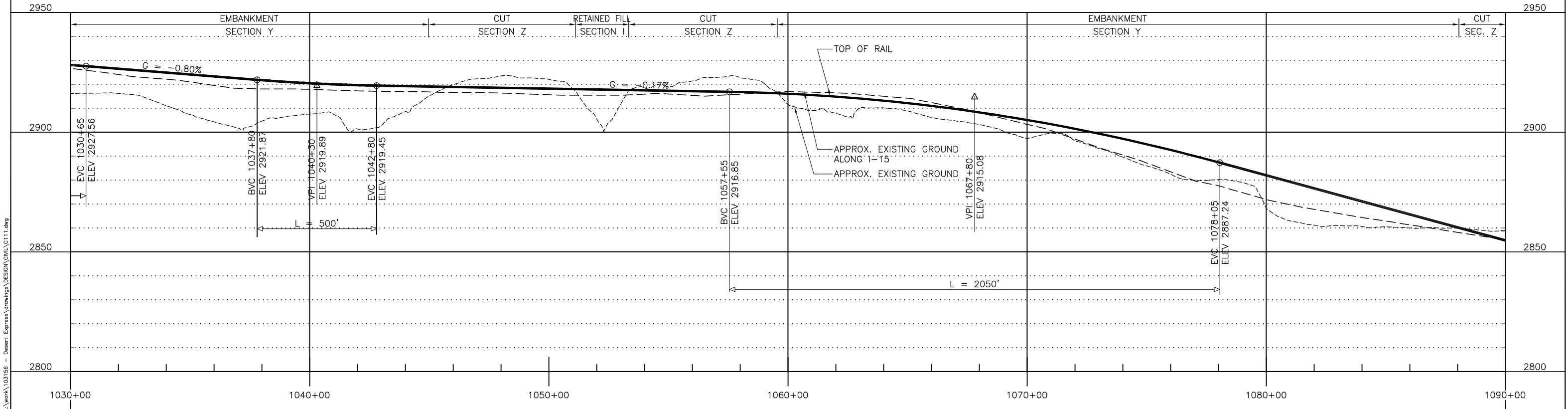
PLAN AND PROFILE  
SEGMENT 1, ALTERNATIVE B  
STA. DX1 970+00 TO DX1 1030+00  
SHEET 14

CADD FILENAME C111.dwg		
SIZE D	SCALE 1"=200'H; 1"=20'V	
CONTRACT NO.		
REV. D	SHEET NO. C114	PAGE NO.

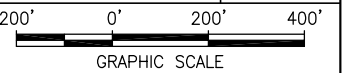




P L A N



P R O F I L E



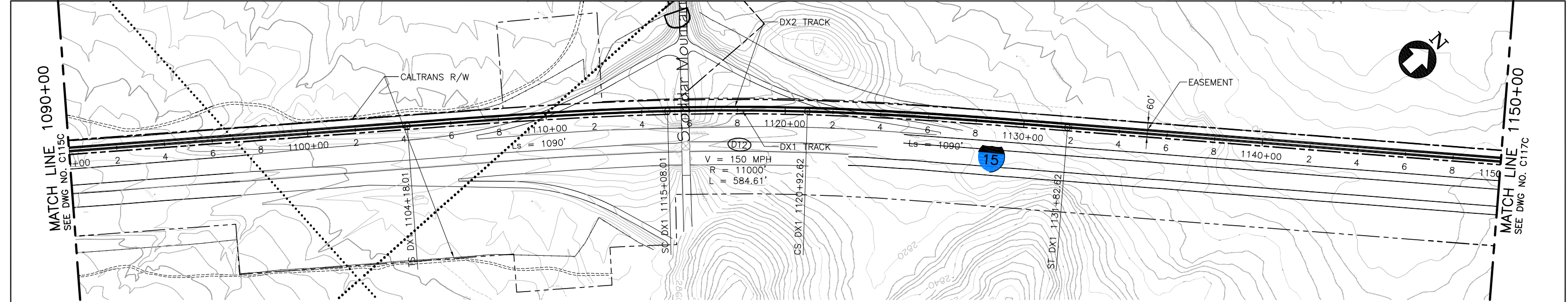
						DESIGNED BY T. LUNA
						DRAWN BY L. DIFUNTORUM
C	01MAR11				ISSUED FOR FINAL EIS PLAN SET	CHECKED BY J. MAHER
B	26FEB10					IN CHARGE J. MAHER
A	05JAN09					DATE 04JUN08
REV	DATE	BY	SUB	APP	DESCRIPTION	

EARTH TECH | AECOM

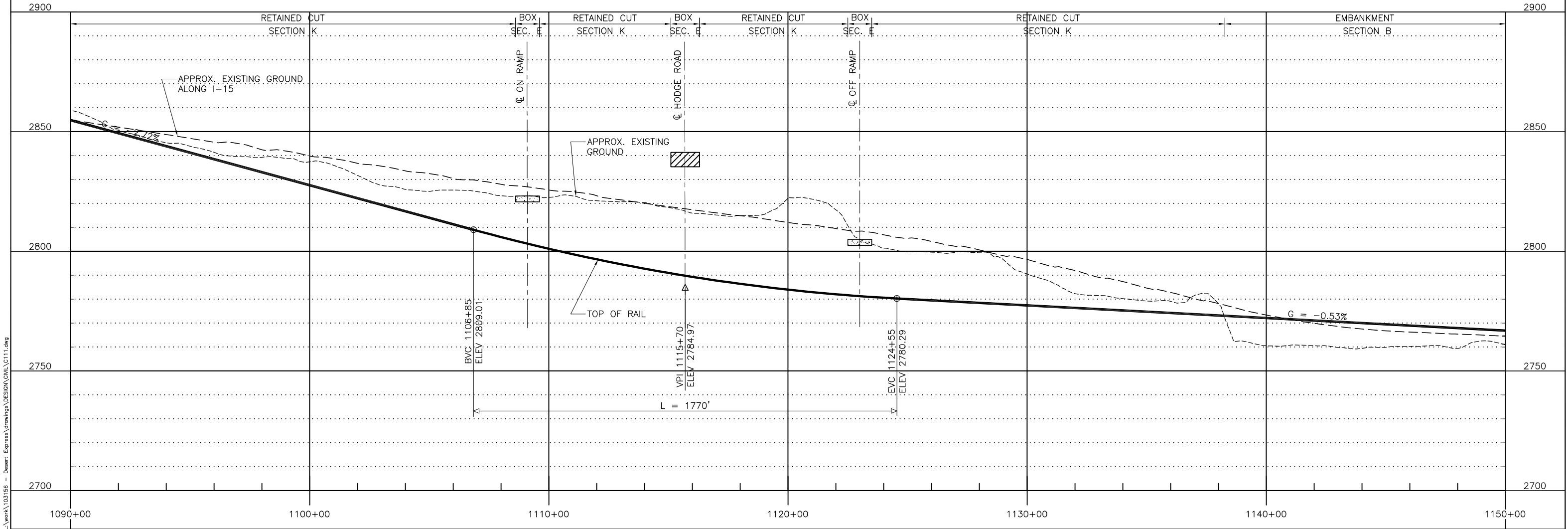
2101 Webster St., Suite 1000  
Oakland, CA 94612  
Phone: (510) 419-6000  
Fax: (510) 419-5355  
F-C-18

DESERTXPRESS  
PLAN AND PROFILE  
SEGMENT 1, ALTERNATIVE C  
STA. DX1 1030+00 TO DX1 1090+00  
SHEET 15C

CADD FILENAME C111.dwg		
SIZE D	SCALE 1"=200'H; 1"=20'V	
CONTRACT NO.		
REV. C	SHEET NO. C115C	PAGE NO.



PLAN



PROFILE

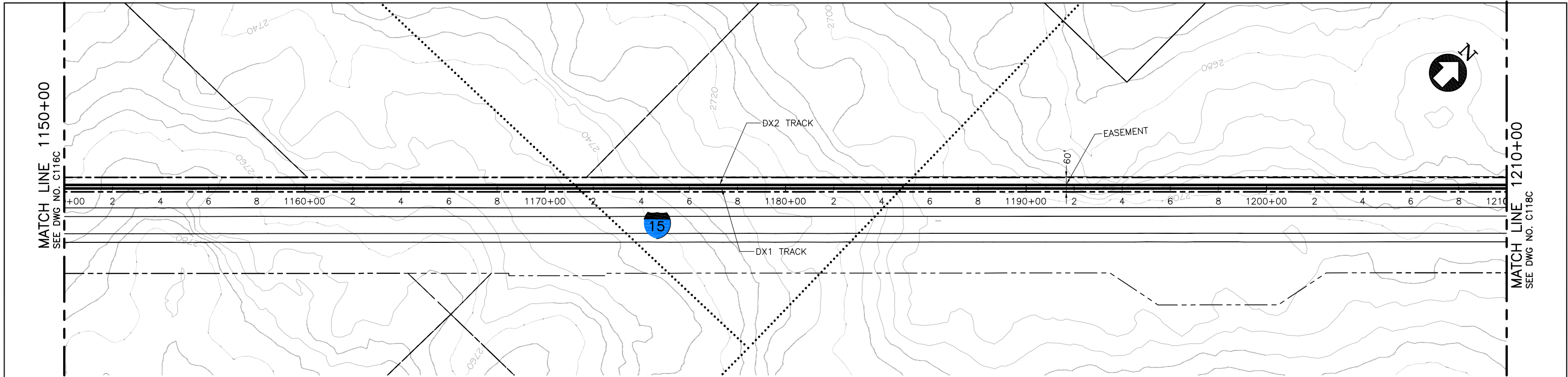
						DESIGNED BY T. LUNA
						DRAWN BY L. DIFUNTORUM
C	01MAR11				ISSUED FOR FINAL EIS PLAN SET	CHECKED BY J. MAHER
B	26FEB10					IN CHARGE J. MAHER
A	05JAN09					DATE 04JUN08
REV	DATE	BY	SUB	APP	DESCRIPTION	

EARTH TECH | AECOM

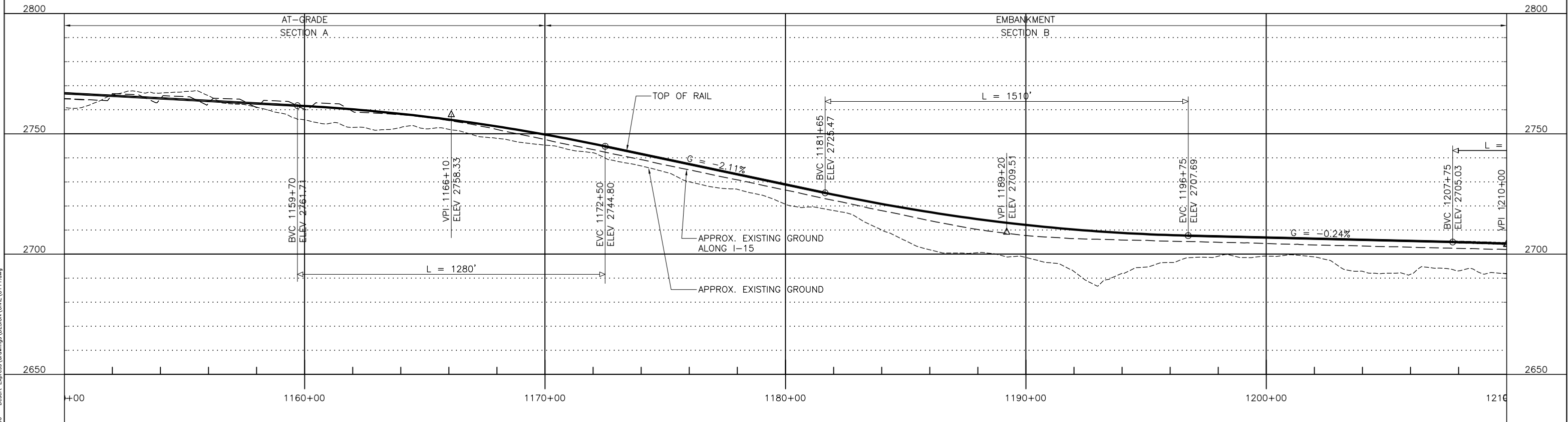
2101 Webster St., Suite 1000  
Oakland, CA 94612  
Phone: (510) 419-6000  
Fax: (510) 419-5355  
F-C-19

DESERTXPRESS			CADD FILENAME C111.dwg		
PLAN AND PROFILE			SIZE	SCALE	
SEGMENT 1, ALTERNATIVE C			D	1"=200'H; 1"=20'V	
STA. DX1 1090+00 TO DX1 1150+00			CONTRACT NO.		
SHEET 16C			REV.	SHEET NO.	PAGE NO.
			C	C116C	

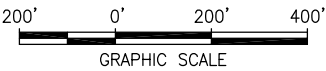
Mar 07, 2011 - 9:17am L:\work\103156 - Desert Express\Drawings\DESIGN\DWG\C111.dwg  
d:\functum\l



PLAN



PROFILE



						DESIGNED BY T. LUNA
						DRAWN BY L. DIFUNTORUM
C	01MAR11				ISSUED FOR FINAL EIS PLAN SET	CHECKED BY J. MAHER
B	26FEB10					IN CHARGE J. MAHER
A	05JAN09					DATE 04JUN08
REV	DATE	BY	SUB	APP	DESCRIPTION	

EARTH TECH | AECOM

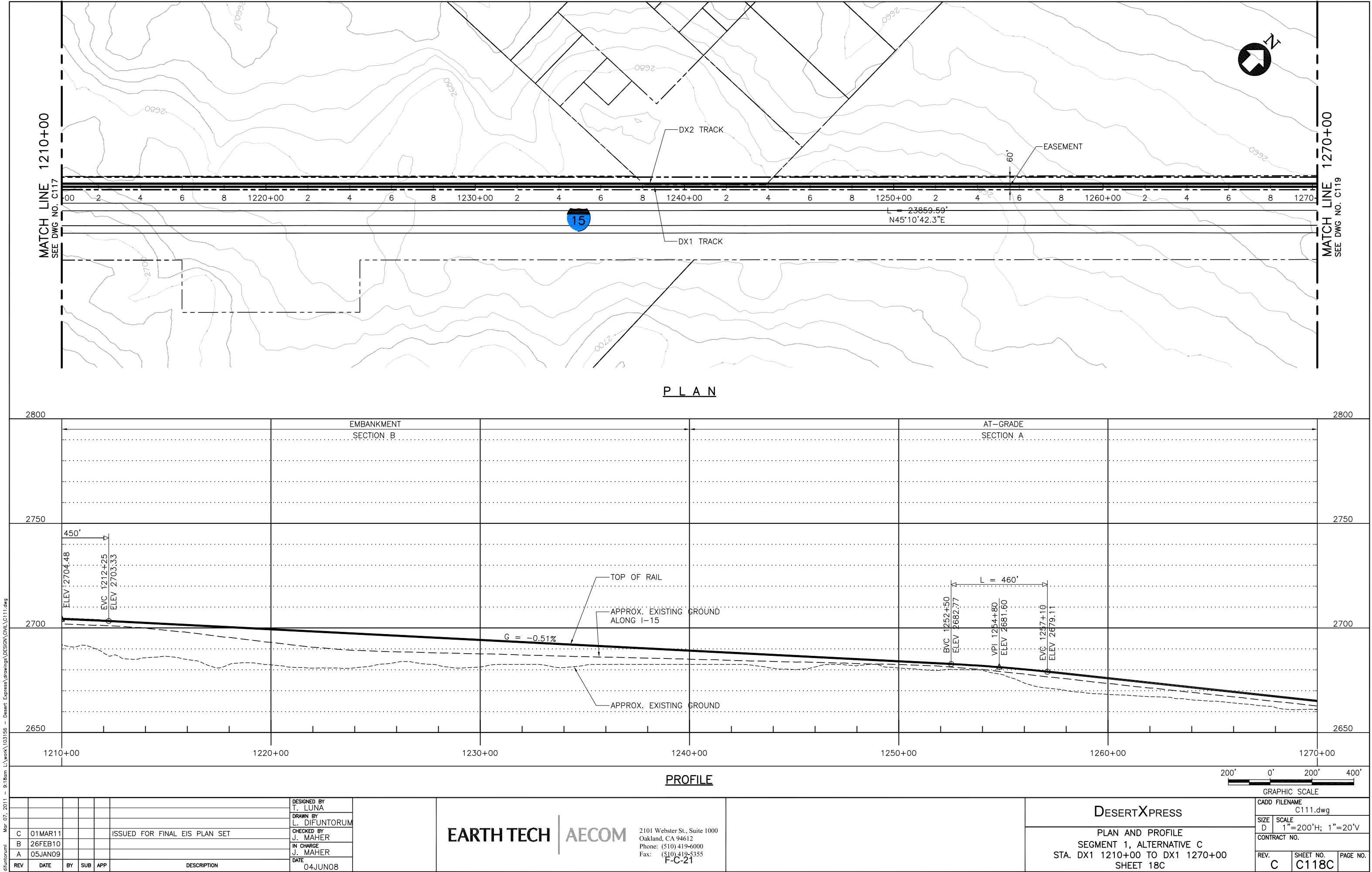
2101 Webster St., Suite 1000  
Oakland, CA 94612  
Phone: (510) 419-6000  
Fax: (510) 419-5355  
F-C-20

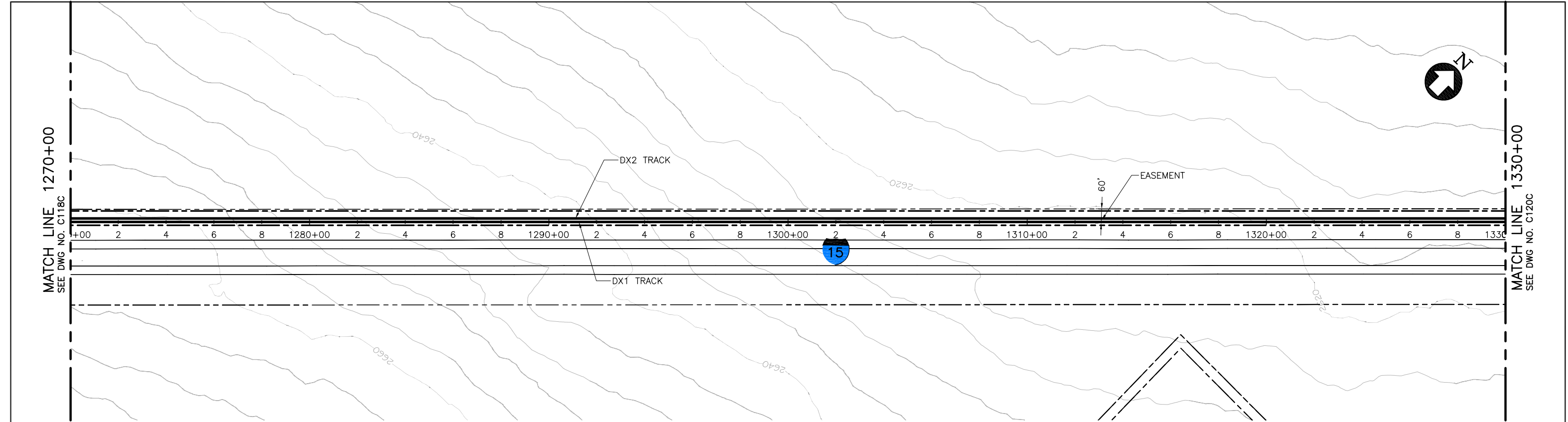
DESERTXPRESS  
PLAN AND PROFILE  
SEGMENT 1, ALTERNATIVE C  
STA. DX1 1150+00 TO DX1 1210+00  
SHEET 17C

CADD FILENAME C111.dwg		
SIZE D	SCALE 1"=200'H; 1"=20'V	
CONTRACT NO.		
REV. C	SHEET NO. C117C	PAGE NO.

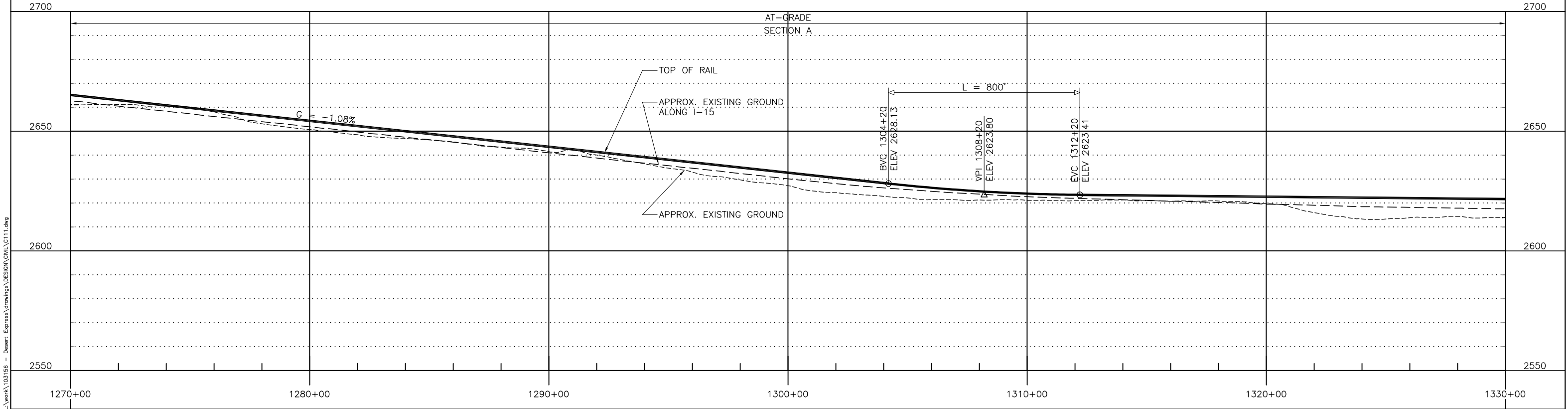


Mar 07, 2011 - 9:18am L:\work\103156 - Desert Express\Drawings\DESIGN\DWG\C111.dwg  
difuntorum

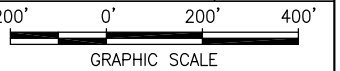




P L A N

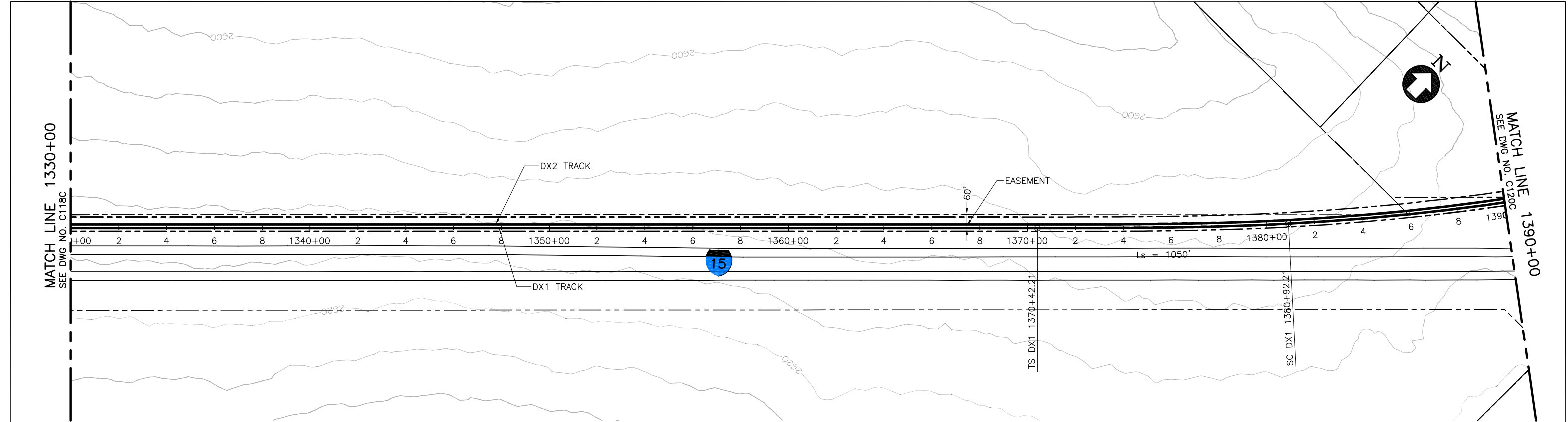


P R O F I L E

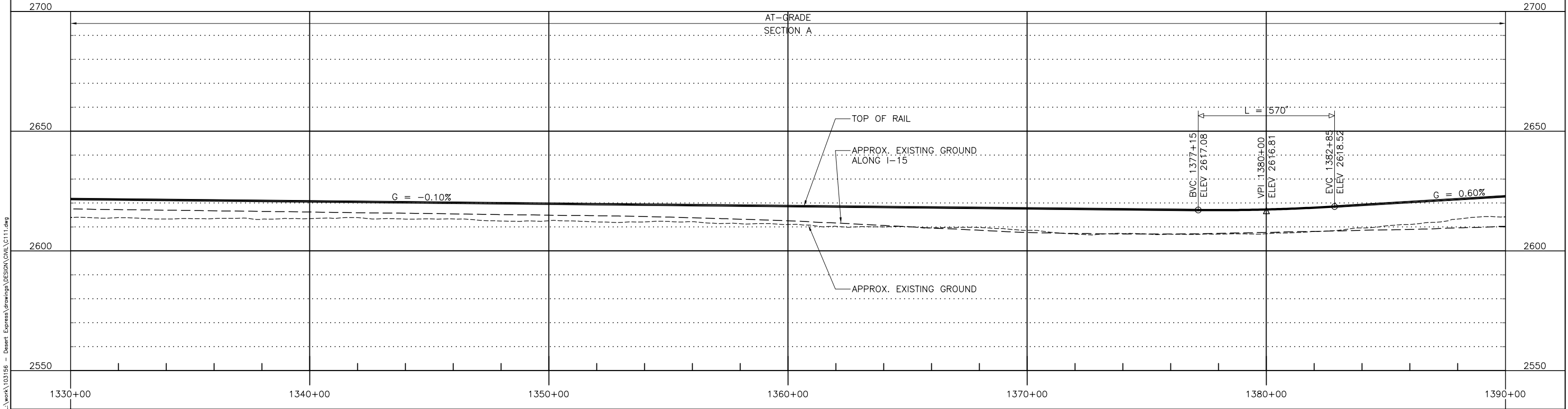


Mar 07, 2011  difuntorum							DESIGNED BY T. LUNA	EARTH TECH   AECOM  2101 Webster St., Suite 1000 Oakland, CA 94612 Phone: (510) 419-6000 Fax: (510) 419-5355 F-C-22		DESERTXpress  PLAN AND PROFILE SEGMENT 1, ALTERNATIVE C STA. DX1 1270+00 TO DX1 1330+00 SHEET 19C	CADD FILENAME C111.dwg		
	C	01MAR11				ISSUED FOR FINAL EIS PLAN SET	DRAWN BY L. DIFUNTORUM				SIZE D	SCALE 1"=200'H; 1"=20'V	CONTRACT NO.
	B	26FEB10					CHECKED BY J. MAHER						
	A	05JAN09					IN CHARGE J. MAHER						
	REV	DATE	BY	SUB	APP	DESCRIPTION	DATE 04JUN08				REV. C	SHEET NO. C119C	PAGE NO.

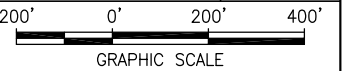
Mar 07, 2011 - 9:18am L:\work\103156 - Desert Express\Drawings\DESIGN\DWG\C111.dwg  
difuntorumi



PLAN



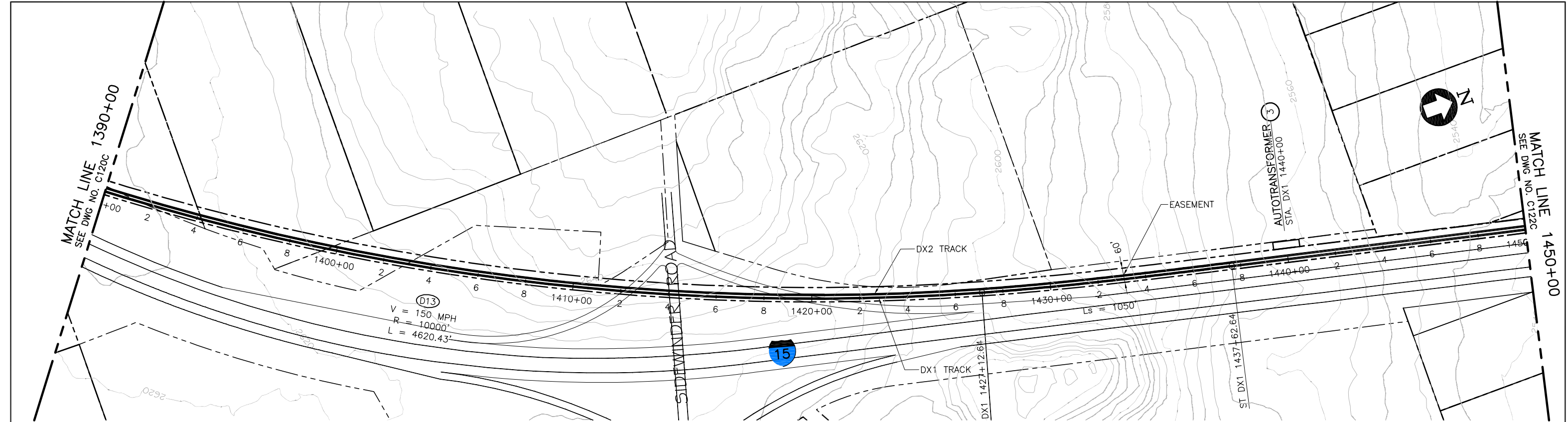
PROFILE



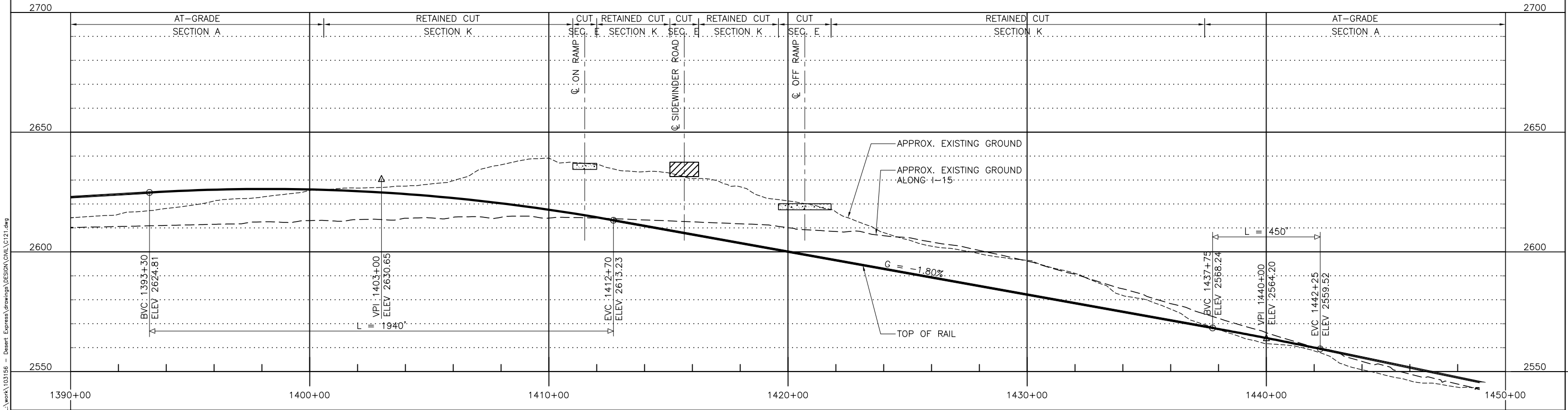
Mar 07, 2011  difuntorum							DESIGNED BY T. LUNA	<div>EARTH TECH   AECOM</div> <div>2101 Webster St., Suite 1000 Oakland, CA 94612 Phone: (510) 419-6000 Fax: (510) 419-5355 F-C-23</div>		<div>DESERTXpress</div> <div>PLAN AND PROFILE SEGMENT 1, ALTERNATIVE C STA. DX1 1330+00 TO DX1 1390+00 SHEET 20C</div>	CADD FILENAME C111.dwg			
	C	01MAR11			ISSUED FOR FINAL EIS PLAN SET	CHECKED BY J. MAHER	SIZE D				SCALE 1"=200'H; 1"=20'V	CONTRACT NO.		
	B	26FEB10				IN CHARGE J. MAHER								
	A	05JAN09				DATE 04JUN08								
	REV	DATE	BY	SUB	APP	DESCRIPTION								

d:\functum\l Mar 07, 2011 9:18am L:\work\103156 - Desert Express\Drawings\DESIGN\DWG\C111.dwg

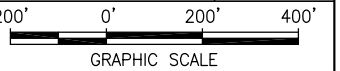




P L A N



P R O F I L E



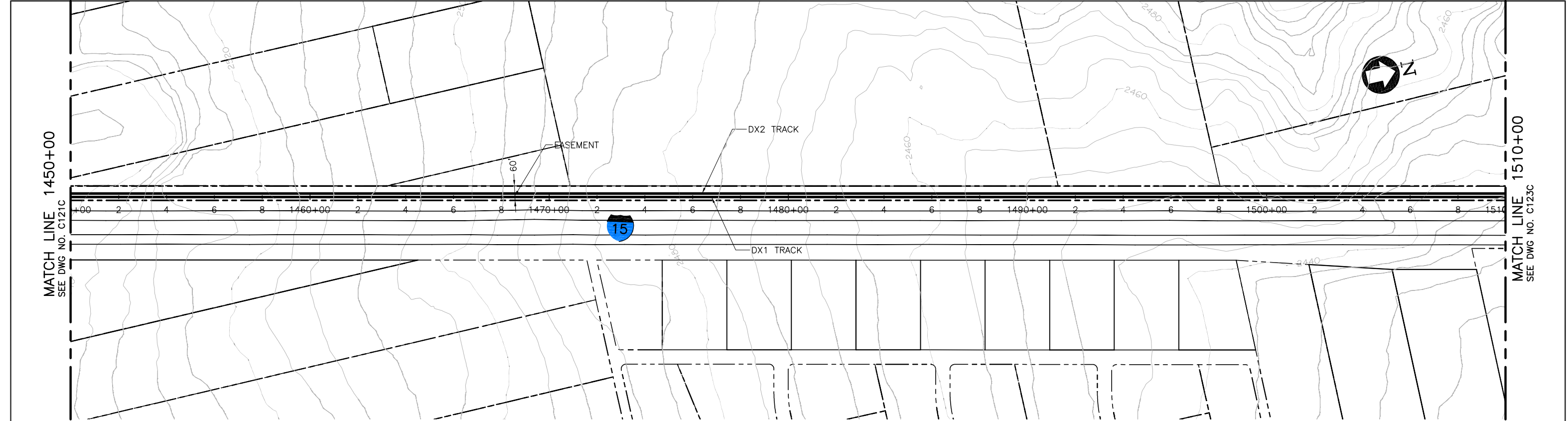
Mar 07, 2011 - 9:21am L:\work\103156 - Desert Express\Drawings\DESIGN\DWG\C121.dwg  
difuntorum

					DESIGNED BY T. LUNA
					DRAWN BY L. DIFUNTORUM
					CHECKED BY J. MAHER
					IN CHARGE J. MAHER
					DATE 04JUN08
REV	DATE	BY	SUB	APP	DESCRIPTION
D	01MAR11				ISSUED FOR FINAL EIS PLAN SET
C	29JUL10				
B	26FEB10				
A	05JAN09				

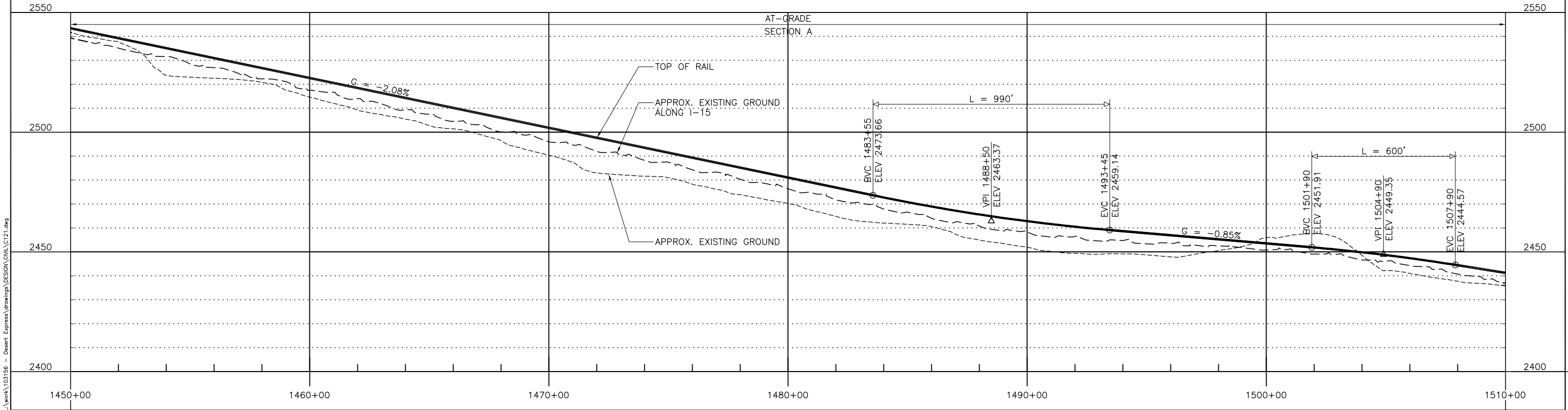
EARTH TECH | AECOM

2101 Webster St., Suite 1000  
Oakland, CA 94612  
Phone: (510) 419-6000  
Fax: (510) 419-5355  
F-C-24

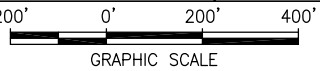
DESERTXPRESS			CADD FILENAME C121.dwg		
PLAN AND PROFILE			SIZE	SCALE	
SEGMENT 1, ALTERNATIVE C			D	1"=200'H; 1"=20'V	
STA. DX1 1390+00 TO DX1 1450+00			CONTRACT NO.		
SHEET 21C			REV.	SHEET NO.	PAGE NO.
			D	C121C	



P L A N



P R O F I L E

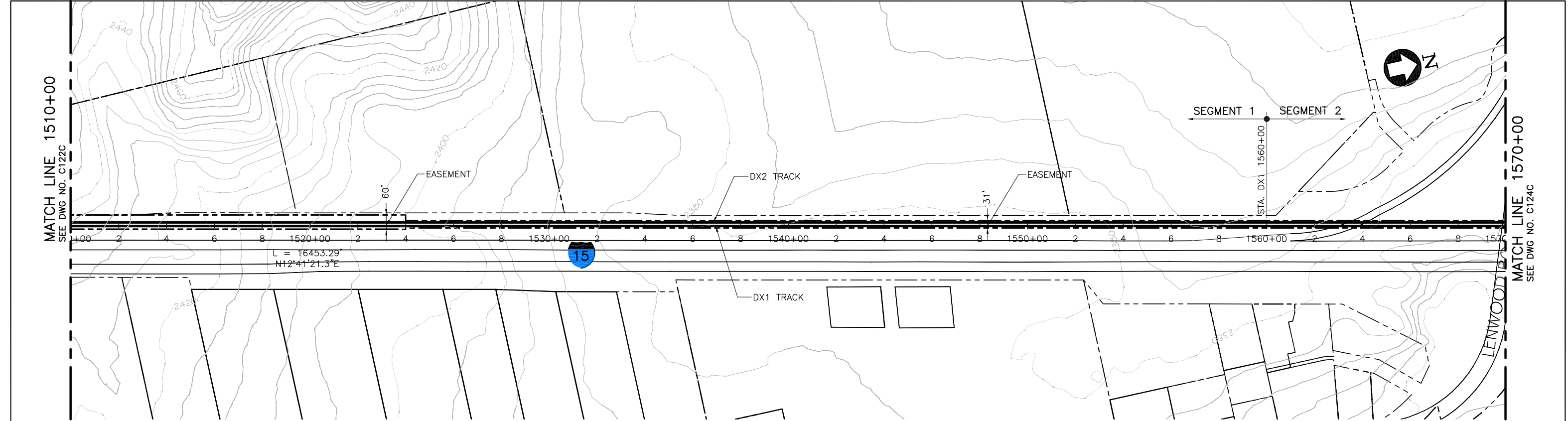


							DESIGNED BY T. LUNA
							DRAWN BY L. DIFUNTORUM
C	01MAR11					ISSUED FOR FINAL EIS PLAN SET	CHECKED BY J. MAHER
B	26FEB10						IN CHARGE J. MAHER
A	05JAN09						DATE 04JUN08
REV	DATE	BY	SUB	APP		DESCRIPTION	

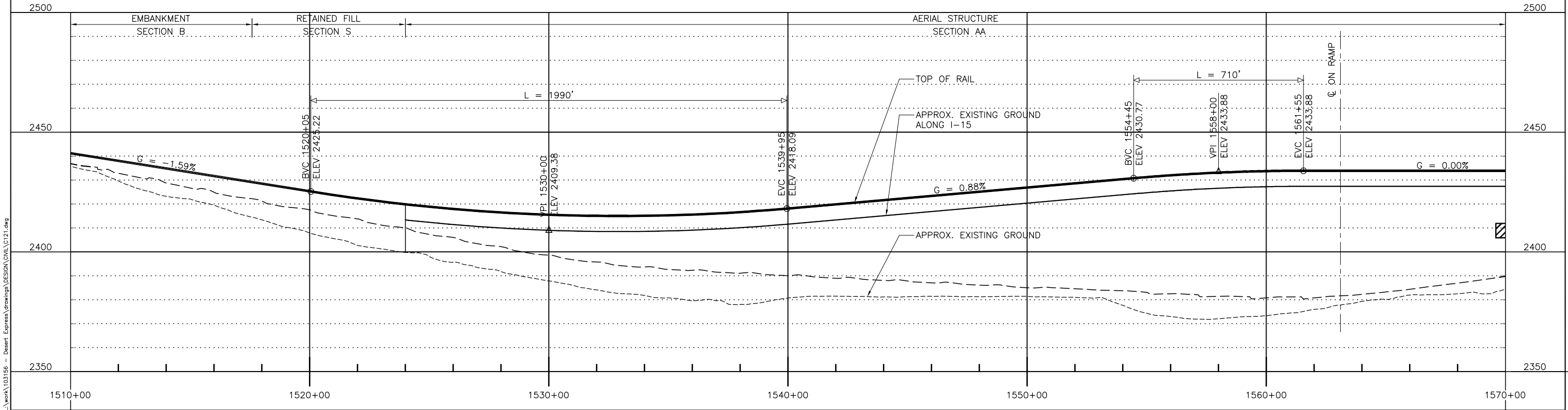
EARTH TECH | AECOM

2101 Webster St., Suite 1000  
Oakland, CA 94612  
Phone: (510) 419-6000  
Fax: (510) 419-5355  
F-C-25

DESERTXPRESS			CADD FILENAME C121.dwg		
PLAN AND PROFILE			SIZE D	SCALE 1"=200'H; 1"=20'V	
SEGMENT 1, ALTERNATIVE C			CONTRACT NO.		
STA. DX1 1450+00 TO DX1 1510+00			REV. C	SHEET NO. C122C	PAGE NO.
SHEET 22C					



PLAN



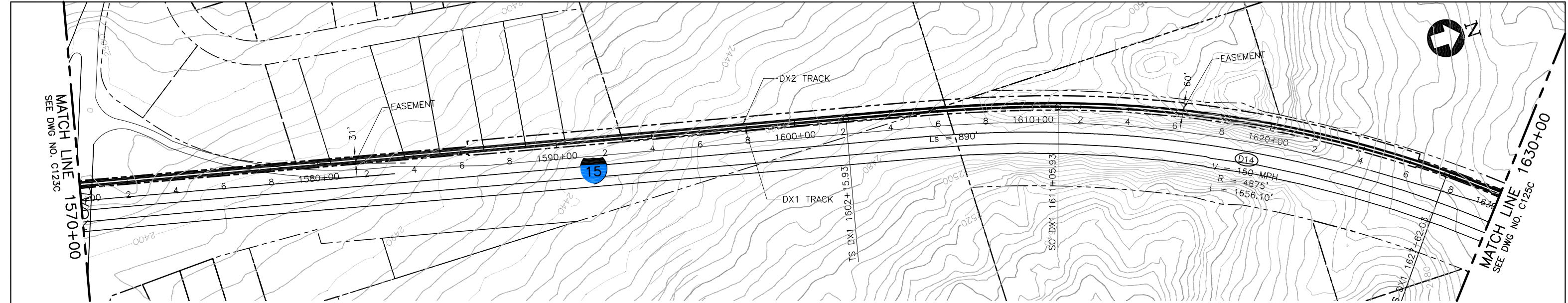
PROFILE

						DESIGNED BY T. LUNA
						DRAWN BY L. DIFUNTORUM
C	01MAR11				ISSUED FOR FINAL EIS PLAN SET	CHECKED BY J. MAHER
B	26FEB10					IN CHARGE J. MAHER
A	05JAN09					DATE 04JUN08
REV	DATE	BY	SUB	APP	DESCRIPTION	

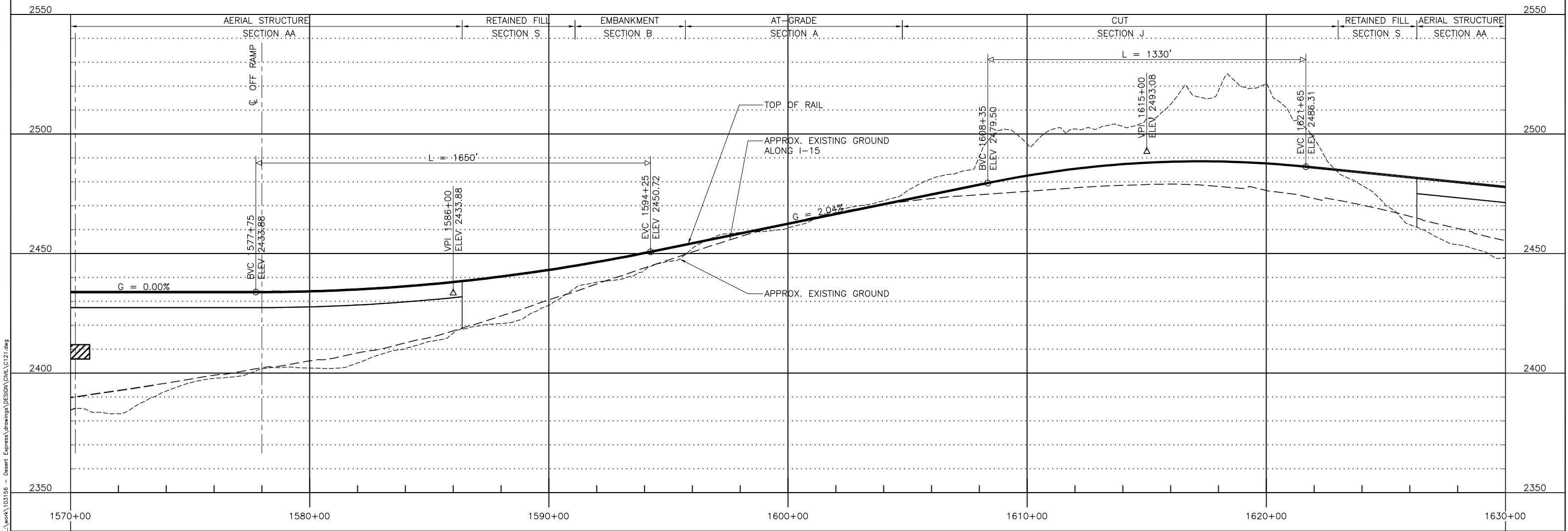
EARTH TECH | AECOM

2101 Webster St., Suite 1000  
Oakland, CA 94612  
Phone: (510) 419-6000  
Fax: (510) 419-5355  
F-C-26

DESERTXPRESS			CADD FILENAME C121.dwg		
PLAN AND PROFILE			SIZE	SCALE	
SEGMENT 2 – ALTERNATIVE C			D	1"=200'H; 1"=20'V	
STA. DX1 1560+00 TO DX1 1570+00			CONTRACT NO.		
REV.	SHEET NO.	PAGE NO.			
C	C123C				



PLAN



PROFILE

Mar 07, 2011 - 9:23am L:\work\103156 - Desert Express\Drawings\DESIGN\DWG\C121.dwg  
difuntorum

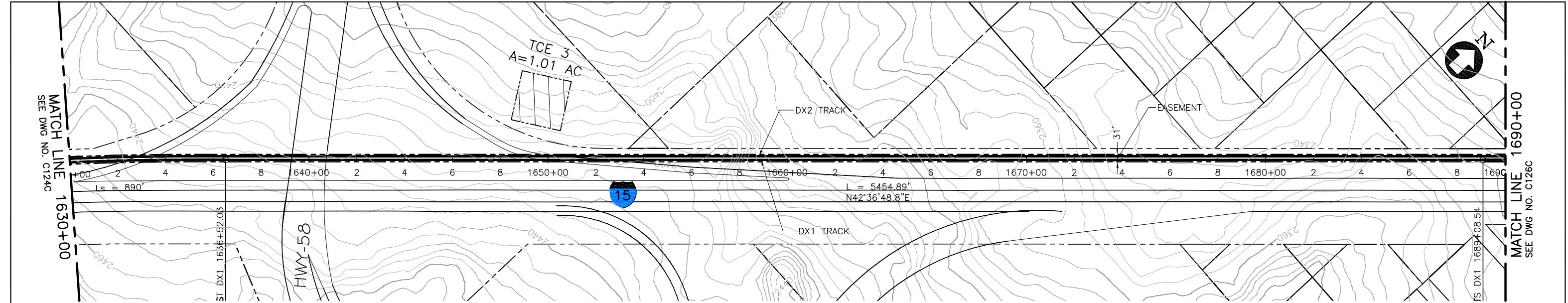
						DESIGNED BY T. LUNA
						DRAWN BY L. DIFUNTORUM
						CHECKED BY J. MAHER
						IN CHARGE J. MAHER
						DATE 04JUN08
REV	DATE	BY	SUB	APP		DESCRIPTION
C	01MAR11					ISSUED FOR FINAL EIS PLAN SET
B	26FEB10					
A	05JAN09					

EARTH TECH | AECOM

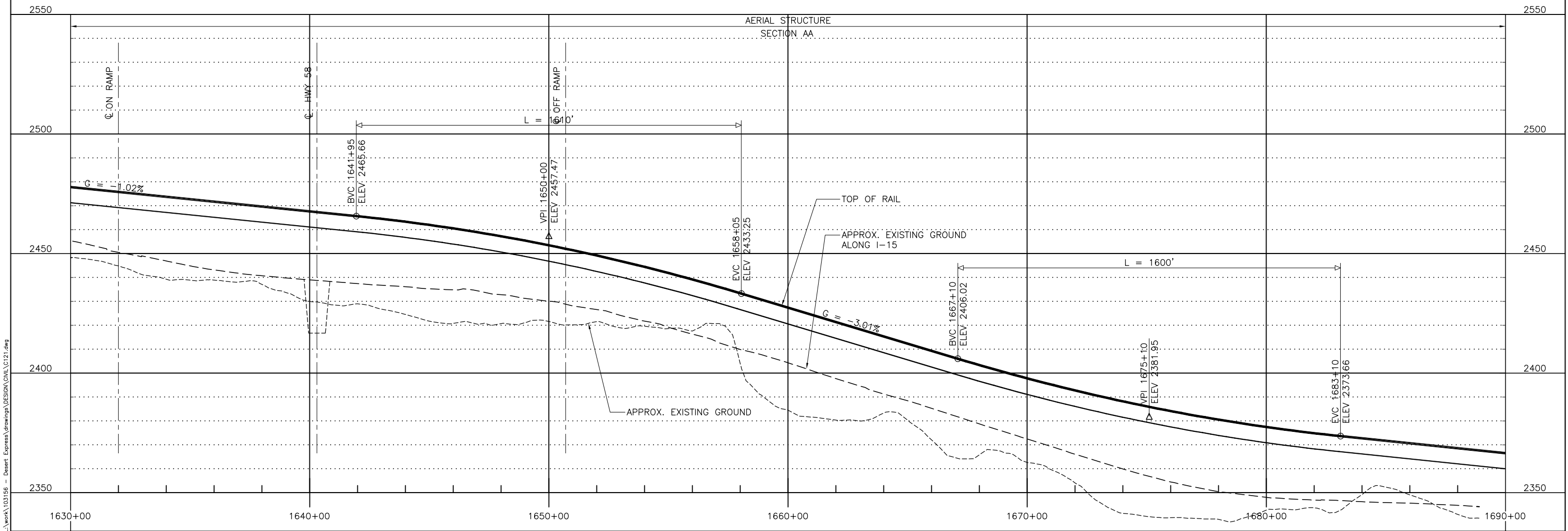
2101 Webster St., Suite 1000  
Oakland, CA 94612  
Phone: (510) 419-6000  
Fax: (510) 419-5355  
F-C-27

DESERTXPRESS			CADD FILENAME C121.dwg		
PLAN AND PROFILE			SIZE	SCALE	
SEGMENT 2, ALTERNATIVE C			D	1"=200'H; 1"=20'V	
STA. DX1 1570+00 TO DX1 1630+00			CONTRACT NO.		
SHEET 24C			REV.	SHEET NO.	PAGE NO.
			C	C124C	





PLAN



PROFILE



						DESIGNED BY T. LUNA
						DRAWN BY L. DIFUNTORUM
						CHECKED BY J. MAHER
						IN CHARGE J. MAHER
						DATE 04JUN08
REV	DATE	BY	SUB	APP	DESCRIPTION	
C	01MAR11				ISSUED FOR FINAL EIS PLAN SET	
B	26FEB10					
A	05JAN09					

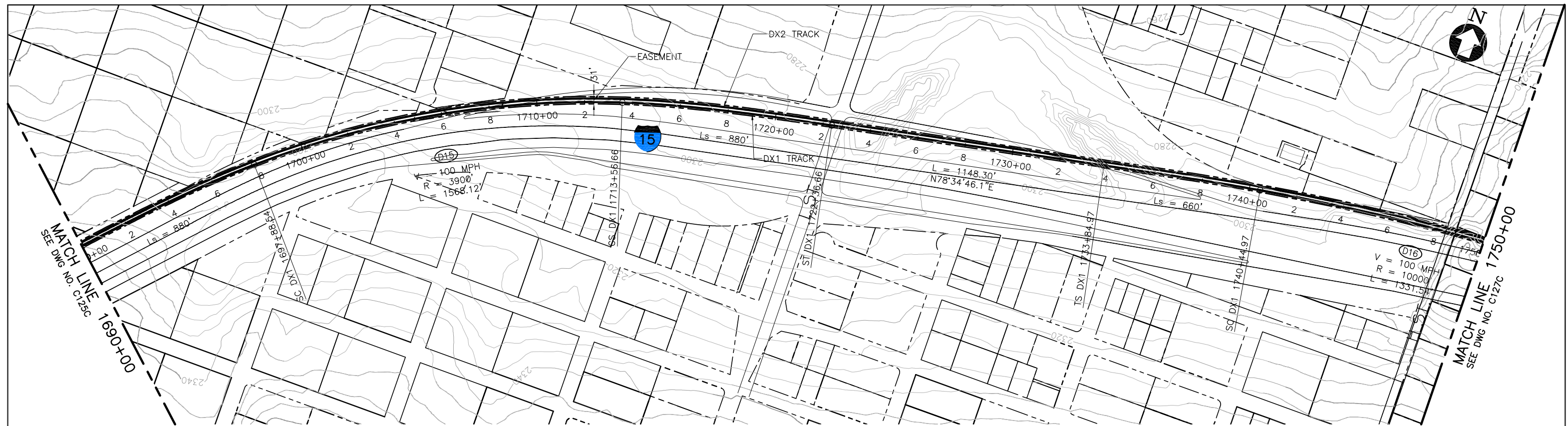
EARTH TECH | AECOM

2101 Webster St., Suite 1000  
Oakland, CA 94612  
Phone: (510) 419-6000  
Fax: (510) 419-6355  
F-C-28

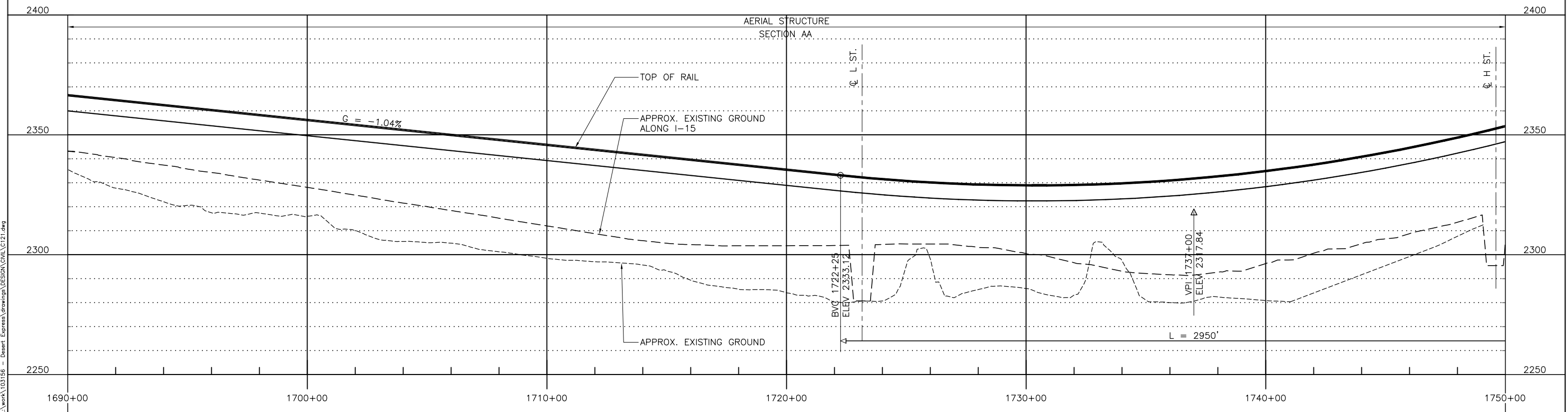
DESERTXPRESS

PLAN AND PROFILE  
SEGMENT 2, ALTERNATIVE C  
STA. DX1 1630+00 TO DX1 1690+00  
SHEET 25C

CADD FILENAME C121.dwg
SIZE SCALE D 1"=200'H; 1"=20'V
CONTRACT NO.
REV. C
SHEET NO. C125C
PAGE NO.



P L A N



PROFILE

Mar 07, 2011 diffintorumi						DESIGNED BY T. LUNA
						DRAWN BY L. DIFUNTORUM
	C	01MAR11			ISSUED FOR FINAL EIS PLAN SET	CHECKED BY J. MAHER
	B	26FEB10				IN CHARGE J. MAHER
	A	05JAN09				DATE 04JUN08
	REV	DATE	BY	SUB	APP	DESCRIPTION

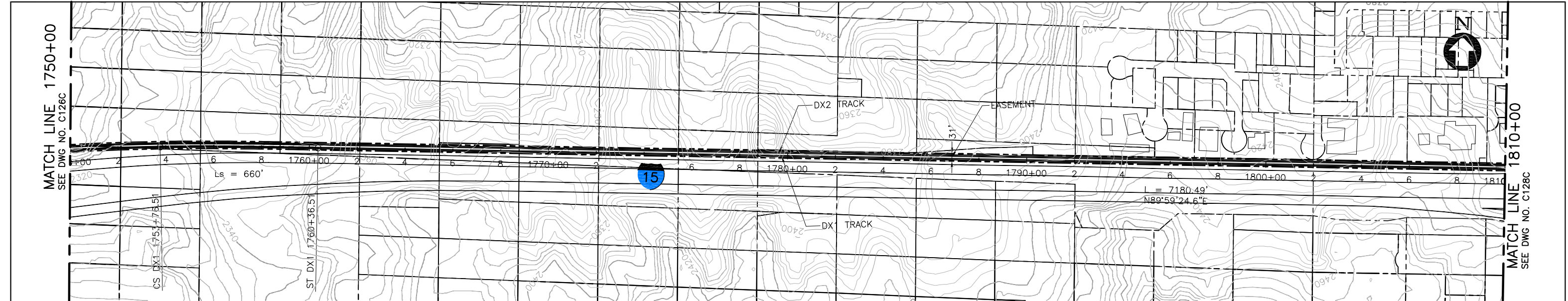
EARTH TECH | AECOM

2101 Webster St., Suite 1000  
Oakland, CA 94612  
Phone: (510) 419-6000  
Fax: (510) 419-5355

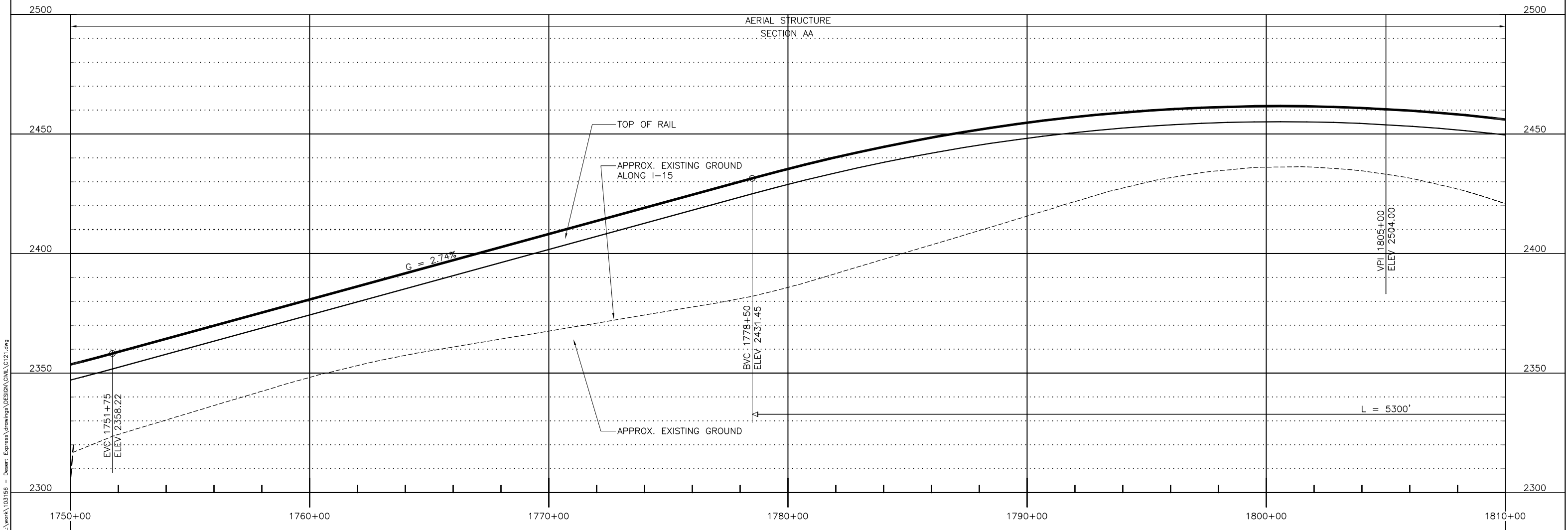
DESERTXPRESS

PLAN AND PROFILE  
SEGMENT 2, ALTERNATIVE C  
STA. DX1 1690+00 TO DX1 1750+00  
SHEET 26C

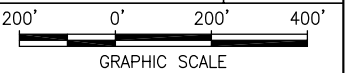
CADD FILENAME C121.dwg		
SIZE D	SCALE 1"=200'H; 1"=20'V	
CONTRACT NO.		
REV. C	SHEET NO. C126C	PAGE NO.



PLAN



PROFILE



						DESIGNED BY T. LUNA
						DRAWN BY L. DIFUNTORUM
						CHECKED BY J. MAHER
						IN CHARGE J. MAHER
REV	DATE	BY	SUB	APP	DESCRIPTION	DATE 04JUN08
C	01MAR11				ISSUED FOR FINAL EIS PLAN SET	
B	26FEB10					
A	05JAN09					

EARTH TECH | AECOM

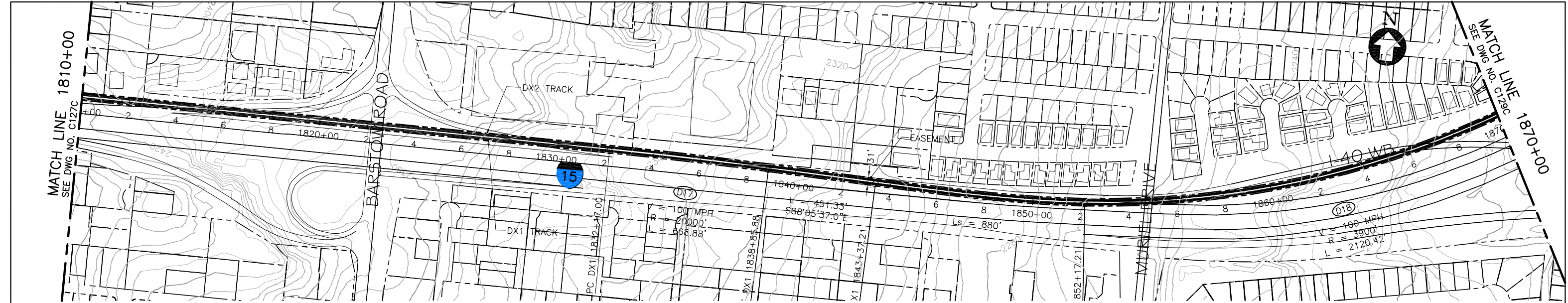
2101 Webster St., Suite 1000  
Oakland, CA 94612  
Phone: (510) 419-6000  
Fax: (510) 419-5355  
F-C-30

DESERTXPRESS

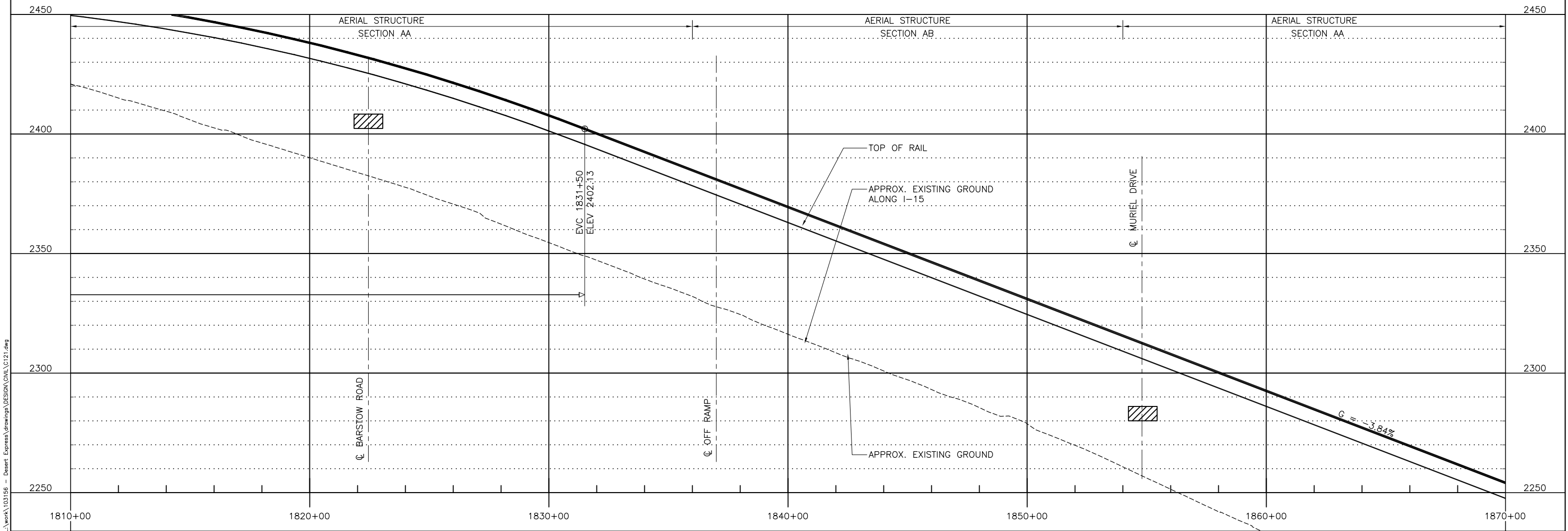
PLAN AND PROFILE  
SEGMENT 2, ALTERNATIVE C  
STA. DX1 1750+00 TO DX1 1810+00  
SHEET 27C

CADD FILENAME C121.dwg		
SIZE D	SCALE 1"=200'H; 1"=20'V	
CONTRACT NO.		
REV. C	SHEET NO. C127C	PAGE NO.

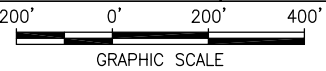




PLAN



PROFILE



Mar 07, 2011 - 9:24am L:\work\103156 - Desert Express\Drawings\DESIGN\DWG\C121.dwg  
difuntorum

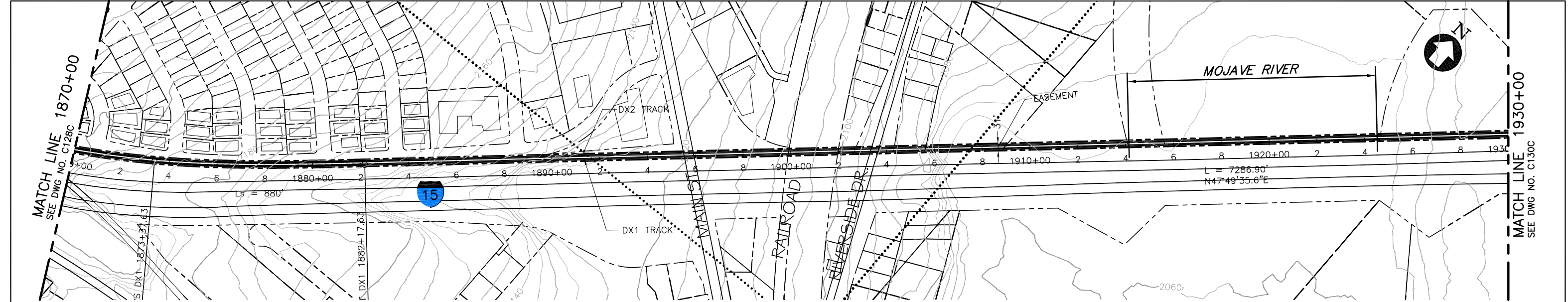
						DESIGNED BY T. LUNA
						DRAWN BY L. DIFUNTORUM
C	01MAR11				ISSUED FOR FINAL EIS PLAN SET	CHECKED BY J. MAHER
B	26FEB10					IN CHARGE J. MAHER
A	05JAN09					DATE 04JUN08
REV	DATE	BY	SUB	APP	DESCRIPTION	

EARTH TECH | AECOM

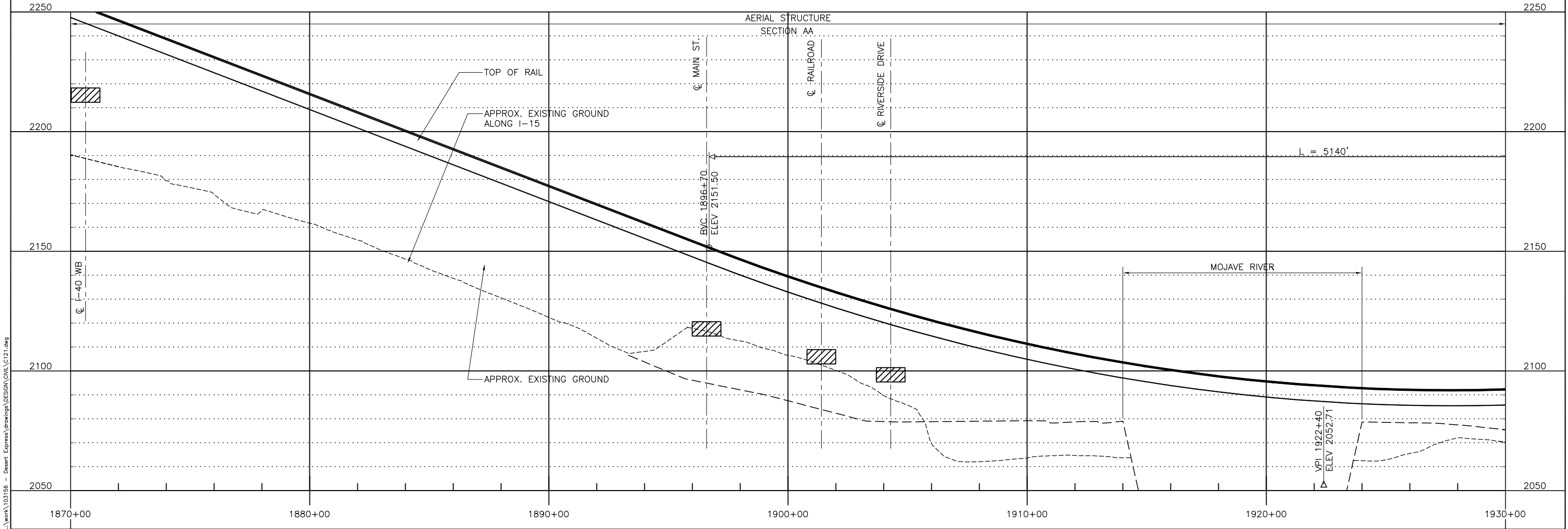
2101 Webster St., Suite 1000  
Oakland, CA 94612  
Phone: (510) 419-6000  
Fax: (510) 419-5355  
F-C-31

DESERTXPRESS			CADD FILENAME C121.dwg		
PLAN AND PROFILE			SIZE	SCALE	
SEGMENT 2, ALTERNATIVE C			D	1"=200'H; 1"=20'V	
STA. DX1 1810+00 TO DX1 1870+00			CONTRACT NO.		
SHEET 28C			REV.	SHEET NO.	PAGE NO.
			C	C128C	





PLAN



PROFILE



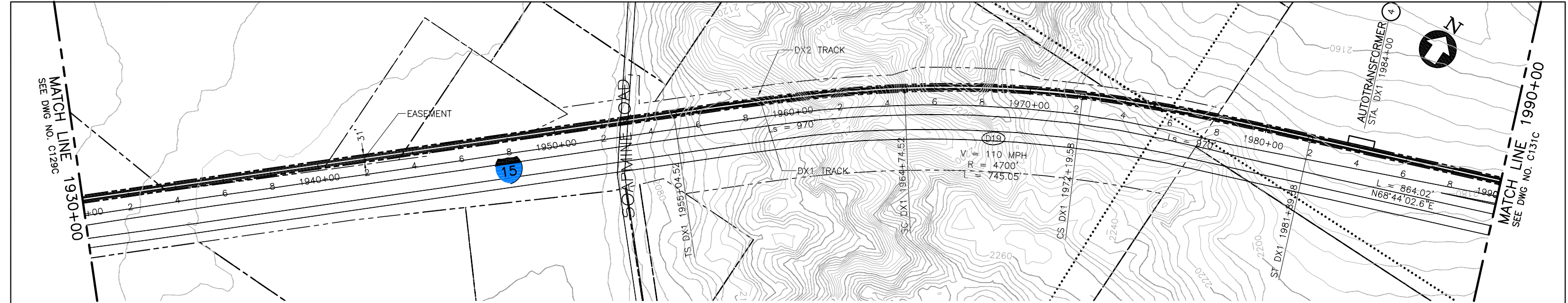
					DESIGNED BY T. LUNA
					DRAWN BY L. DIFUNTORUM
					CHECKED BY J. MAHER
					IN CHARGE J. MAHER
					DATE 04JUN08
REV	DATE	BY	SUB	APP	DESCRIPTION
C	01MAR11				ISSUED FOR FINAL EIS PLAN SET
B	26FEB10				
A	05JAN09				

EARTH TECH | AECOM

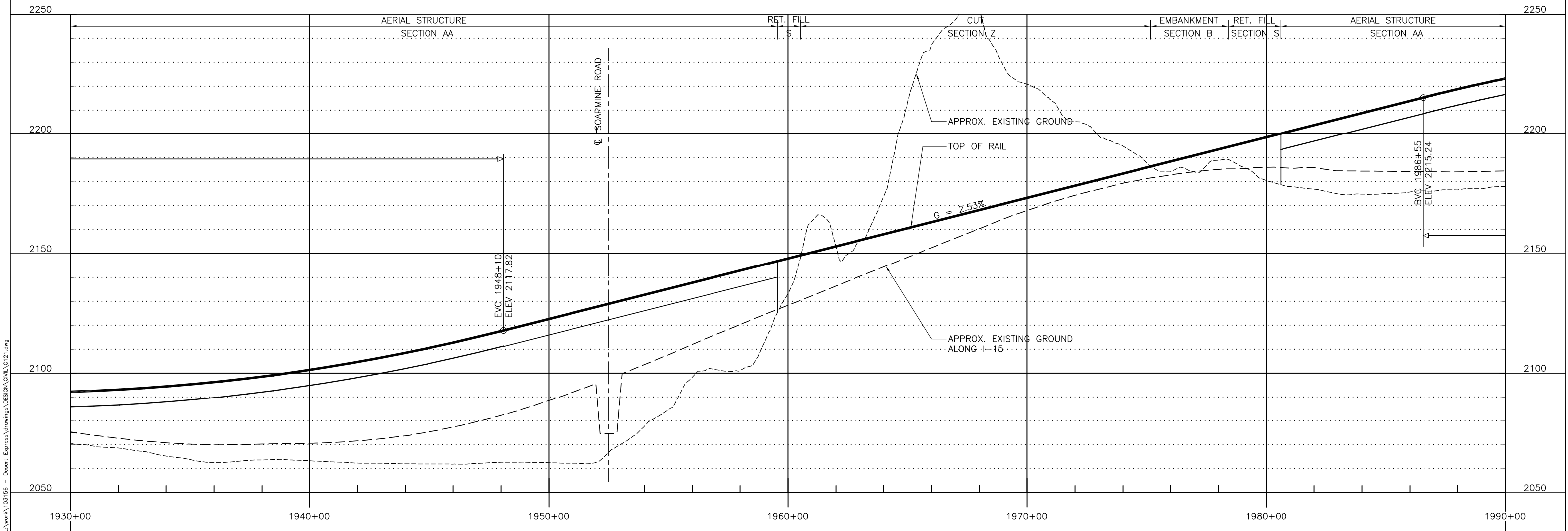
2101 Webster St., Suite 1000  
Oakland, CA 94612  
Phone: (510) 419-6000  
Fax: (510) 419-5355  
F-C-32

DESERTXPRESS  
PLAN AND PROFILE  
SEGMENT 2, ALTERNATIVE C  
STA. DX1 1870+00 TO DX1 1930+00  
SHEET 29C

CADD FILENAME C121.dwg		
SIZE D	SCALE 1"=200'H; 1"=20'V	
CONTRACT NO.		
REV. C	SHEET NO. C129C	PAGE NO.



PLAN



PROFILE

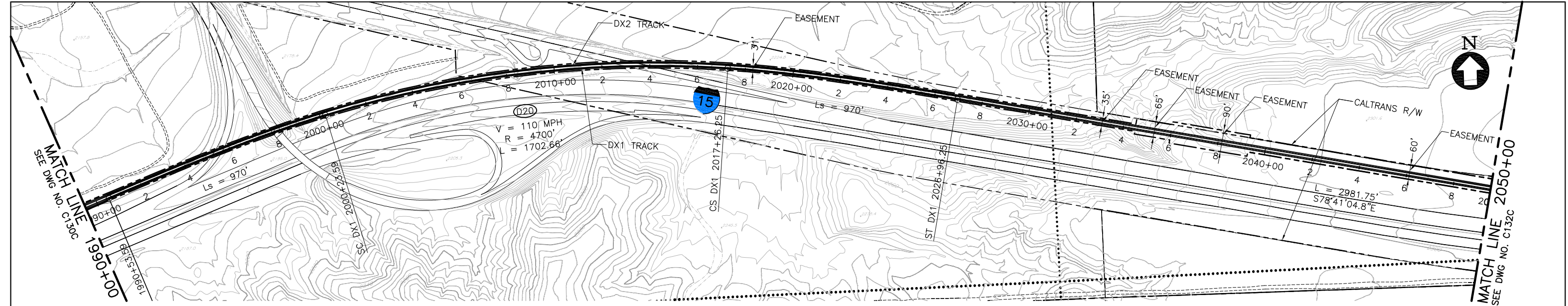
d:\functum\1  
Mar 07, 2011 - 9:25am L:\work\103156 - Desert Express\Drawings\DESIGN\DWG\C121.dwg

REV	DATE	BY	SUB	APP	DESCRIPTION	DESIGNED BY T. LUNA	DRAWN BY L. DIFUNTORUM	CHECKED BY J. MAHER	IN CHARGE J. MAHER	DATE 04JUN08
D	01MAR11				ISSUED FOR FINAL EIS PLAN SET					
C	29JUL10									
B	26FEB10									
A	05JAN09									

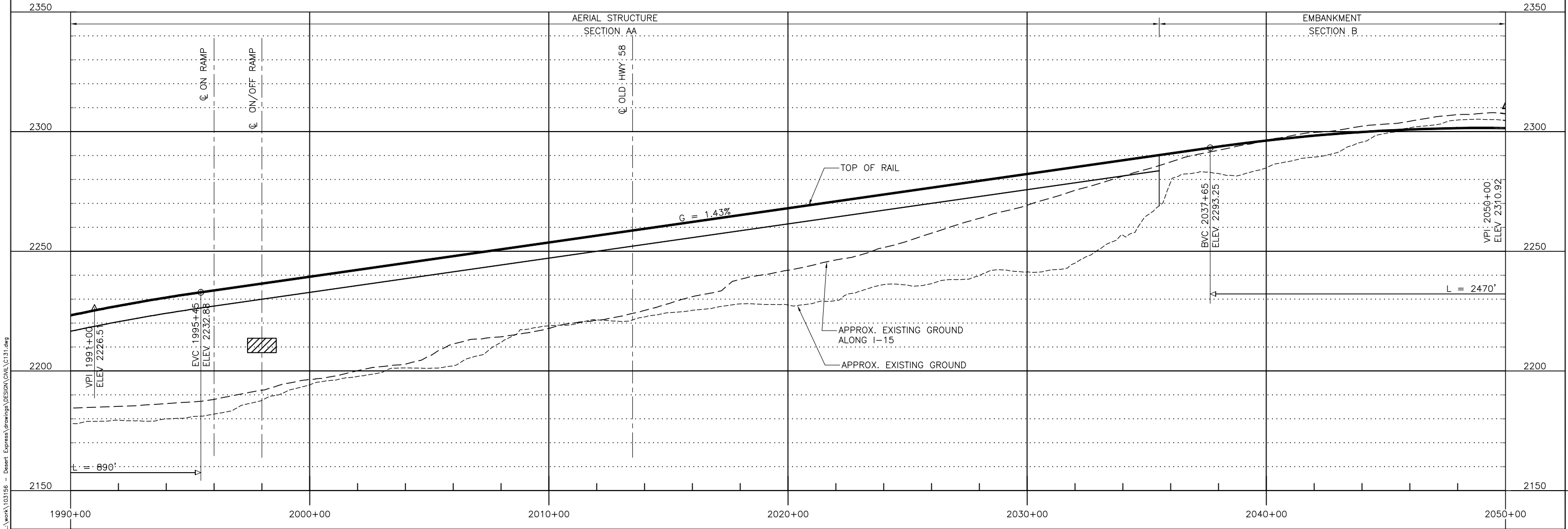
EARTH TECH | AECOM

2101 Webster St., Suite 1000  
Oakland, CA 94612  
Phone: (510) 419-6000  
Fax: (510) 419-5355  
F-C-33

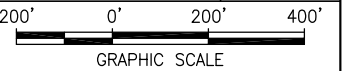
DESERTXPRESS			CADD FILENAME C121.dwg		
PLAN AND PROFILE			SIZE	SCALE	
SEGMENT 2, ALTERNATIVE C			D	1"=200'H; 1"=20'V	
STA. DX1 1930+00 TO DX1 1990+00			CONTRACT NO.		
SHEET 30C			REV.	SHEET NO.	PAGE NO.
	D			C130C	



PLAN



PROFILE



E	01MAR11				RE-ISSUED FOR FINAL EIS PLAN SET	DESIGNED BY T. LUNA
D	19NOV10				ISSUED FOR FINAL EIS PLAN SET	DRAWN BY L. DIFUNTORUM
C	29JUL10					CHECKED BY J. MAHER
B	26FEB10					IN CHARGE J. MAHER
A	05JAN09					DATE 04JUN08
REV	DATE	BY	SUB	APP	DESCRIPTION	

EARTH TECH | AECOM

2101 Webster St., Suite 1000  
Oakland, CA 94612  
Phone: (510) 419-6000  
Fax: (510) 419-5355  
F-C-34

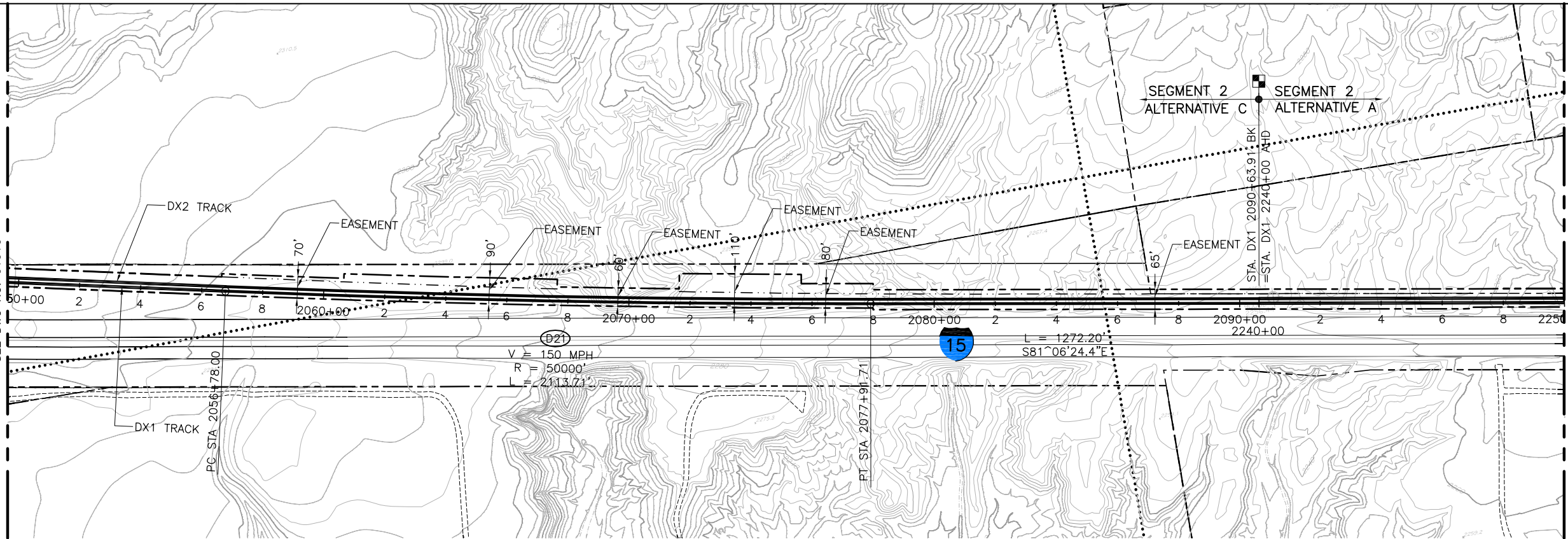
DESERTXPRESS  
PLAN AND PROFILE  
SEGMENT 2, ALTERNATIVE C  
STA. DX1 1990+00 TO DX1 2050+00  
SHEET 31C

CADD FILENAME C131.dwg		
SIZE D	SCALE 1"=200'H; 1"=20'V	
CONTRACT NO.		
REV. E	SHEET NO. C131C	PAGE NO.



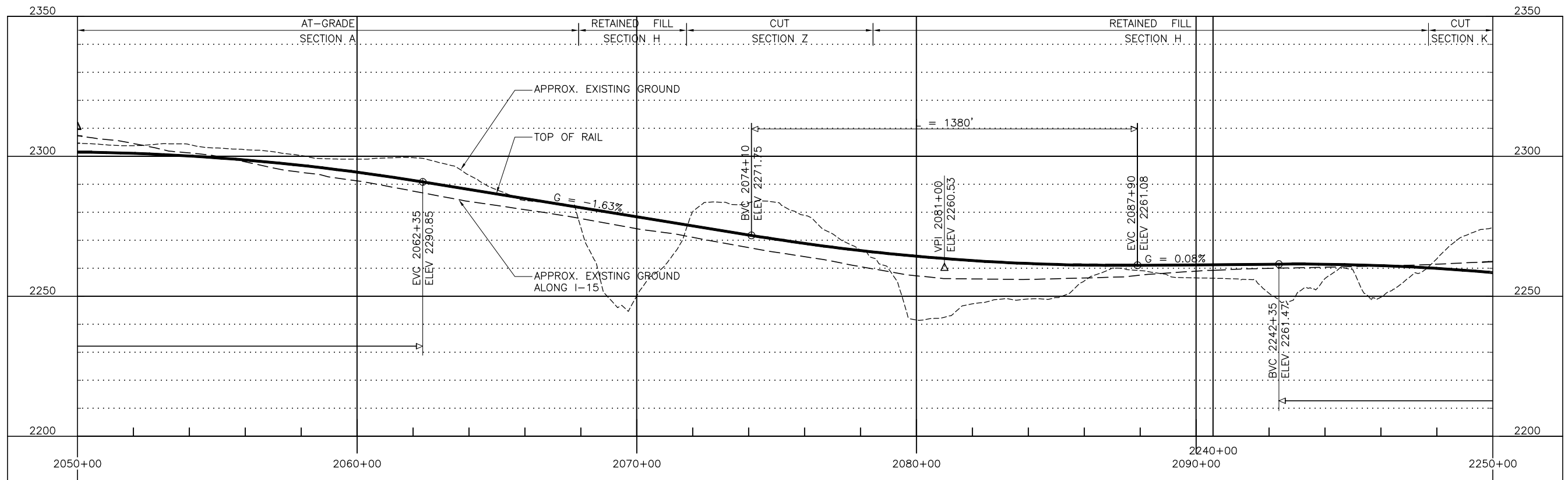
Mar 07, 2011 - 9:28am L:\work\103156 - Desert Express\Drawings\DESIGN\DWG\C131.dwg  
difuntorum

MATCH LINE 2050+00  
SEE DWG NO. C131C

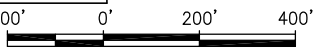


MATCH LINE 2250+00  
SEE DWG NO. C135

## PLAN



## PROFILE



GRAPHIC SCALE

REV	DATE	BY	SUB	APP	DESCRIPTION	DESIGNED BY T. LUNA	DRAWN BY L. DIFUNTORUM	CHECKED BY J. MAHER	IN CHARGE J. MAHER	DATE 04JUN08
D	01MAR11									
C	08SEP10				ISSUED FOR FINAL EIS PLAN SET					
B	26FEB10									
A	05JAN09									

**EARTH TECH | AECOM**

2101 Webster St., Suite 1000  
Oakland, CA 94612  
Phone: (510) 419-6000  
Fax: (510) 419-5355  
F-C-35

**DESERTXPRESS**

PLAN AND PROFILE  
SEGMENT 2, ALTERNATIVE C  
STA. DX1 2050+00 TO DX1 2250+00  
SHEET 32C

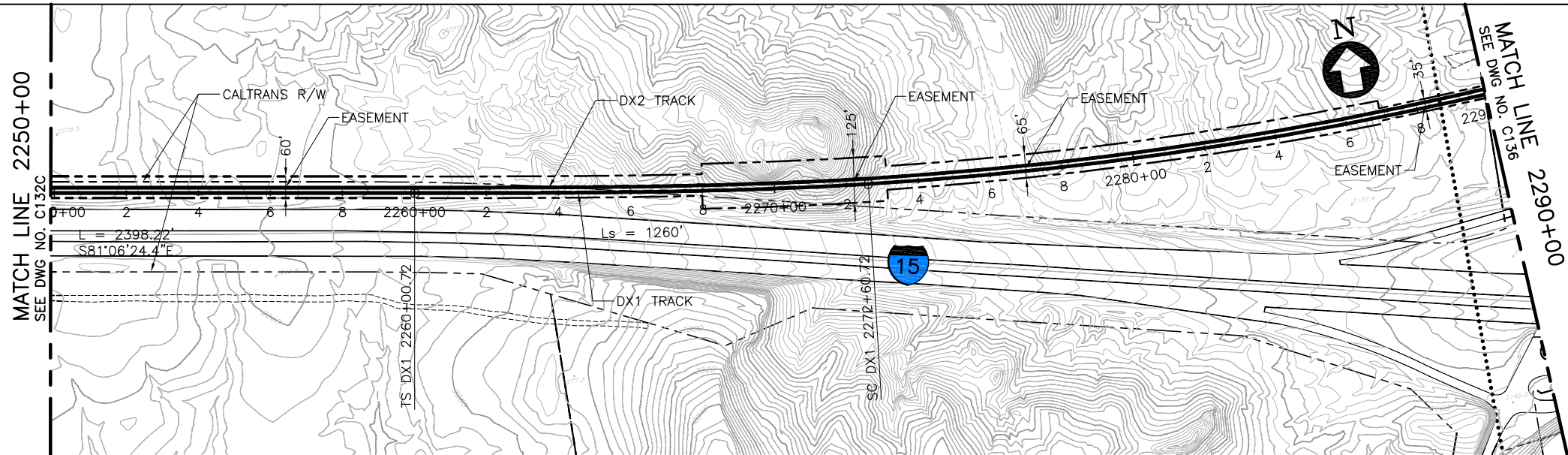
CADD FILENAME  
C131.dwg

SIZE SCALE  
D 1"=200'H; 1"=20'V

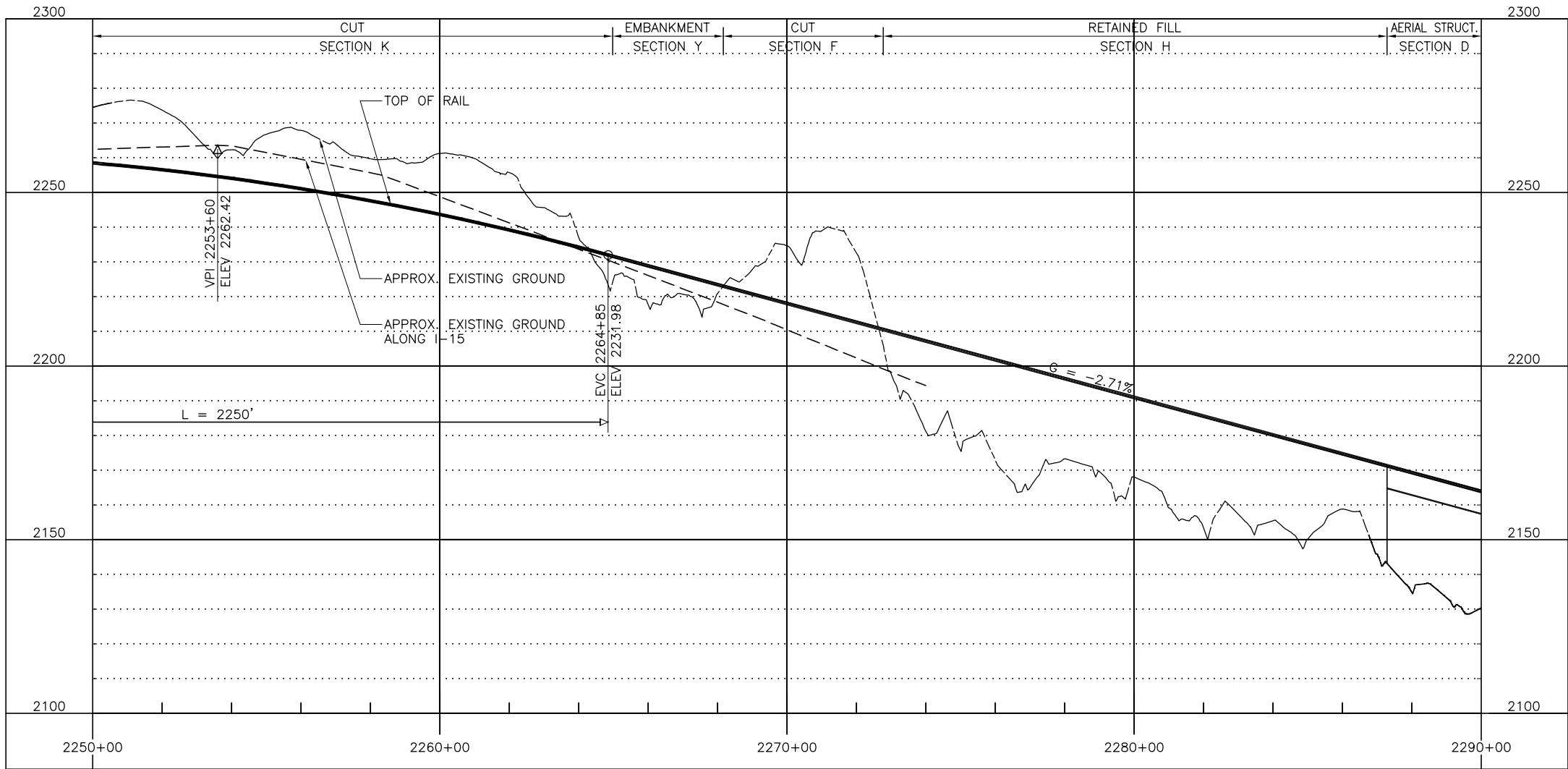
CONTRACT NO.

REV.	SHEET NO.	PAGE NO.
D	C132C	

Mar 07, 2011 - 9:28am L:\work\103156 - Desert Express\Drawings\DESIGN\DWG\C131.dwg  
difuntorum



PLAN



PROFILE



F	01MAR11				RE-ISSUED FOR FINAL EIS PLAN SET	DESIGNED BY T. LUNA
E	19NOV10				ISSUED FOR FINAL EIS PLAN SET	DRAWN BY L. DIFUNTORUM
D	18AUG10					CHECKED BY J. MAHER
C	30DEC09					IN CHARGE J. MAHER
B	31AUG09					DATE 04JUN08
A	12AUG08					
REV	DATE	BY	SUB	APP	DESCRIPTION	

**EARTH TECH | AECOM**

2101 Webster St., Suite 1000  
Oakland, CA 94612  
Phone: (510) 419-6000  
Fax: (510) 419-5355  
F-C-36

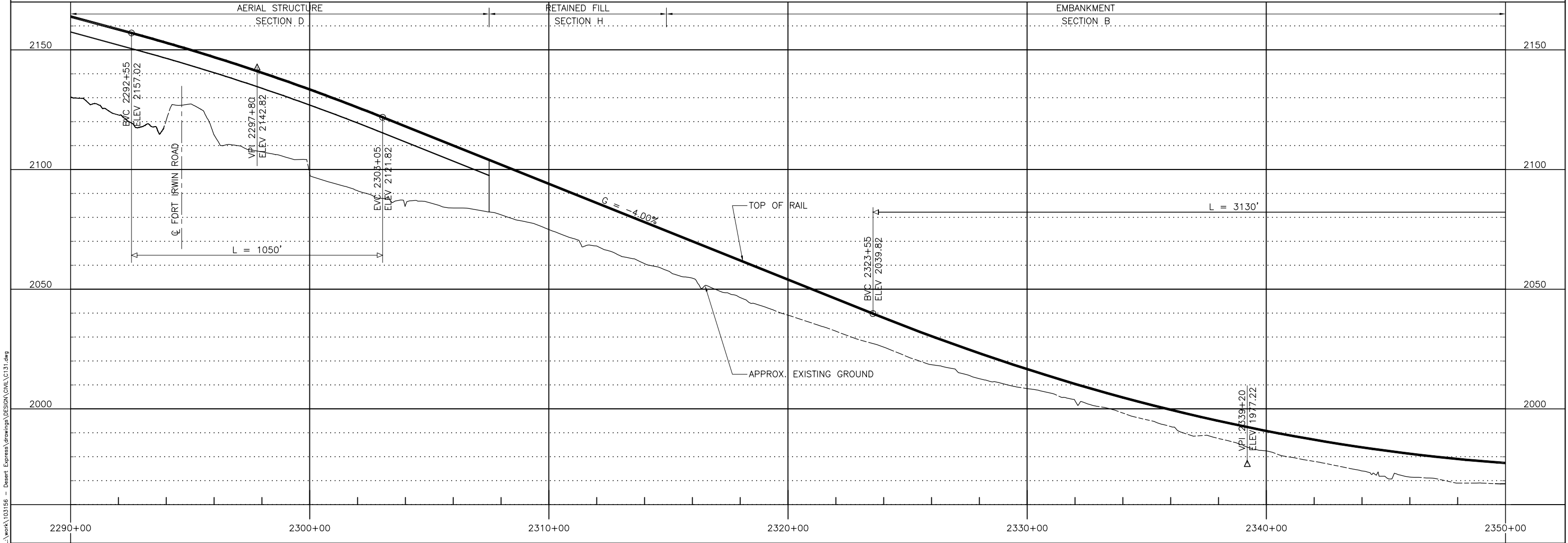
**DESERTXPRESS**  
PLAN AND PROFILE  
SEGMENT 2, ALTERNATIVE A  
STA. DX1 2250+00 TO DX1 2290+00  
SHEET 35

CADD FILENAME C131.dwg		
SIZE D	SCALE 1"=200'H; 1"=20'V	
CONTRACT NO.		
REV. F	SHEET NO. C135	PAGE NO.





PLAN



PROFILE

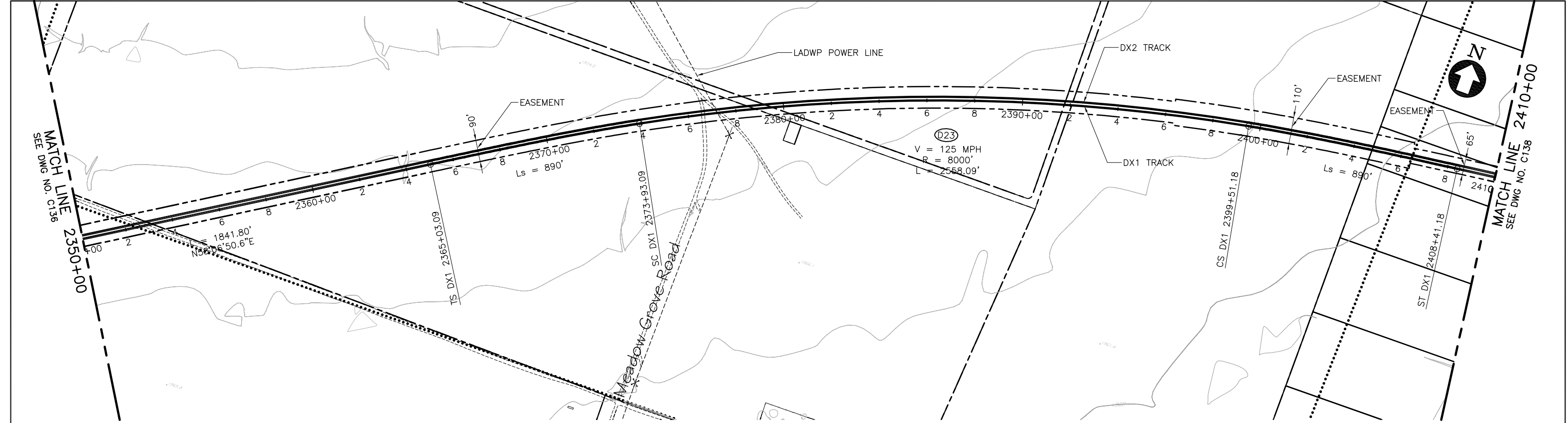
d:\functum\1 Mar 07, 2011 - 9:28am L:\work\103156 - Desert Express\Drawings\DESIGN\DWG\C131.dwg

						DESIGNED BY T. LUNA
D	01MAR11				RE-ISSUED FOR FINAL EIS PLAN SET	DRAWN BY L. DIFUNTORUM
C	19NOV10				ISSUED FOR FINAL EIS PLAN SET	CHECKED BY J. MAHER
B	31AUG09					IN CHARGE J. MAHER
A	12AUG08					DATE 04JUN08
REV	DATE	BY	SUB	APP	DESCRIPTION	

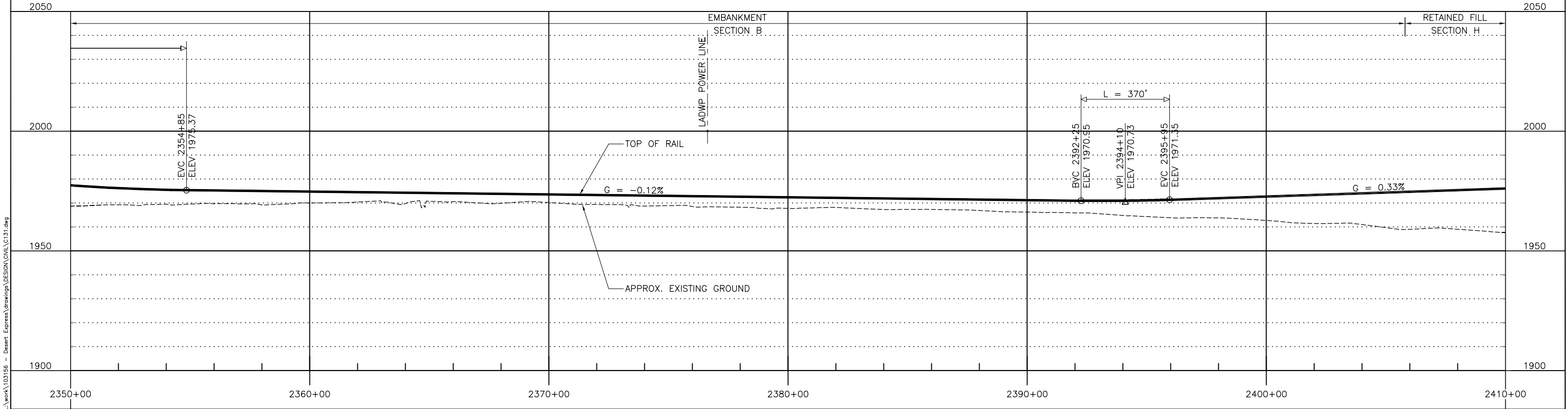
EARTH TECH | AECOM

2101 Webster St., Suite 1000  
Oakland, CA 94612  
Phone: (510) 419-6000  
Fax: (510) 419-5355  
F-C-37

DESERTXPRESS			CADD FILENAME C131.dwg		
PLAN AND PROFILE			SIZE D	SCALE 1"=200'H; 1"=20'V	CONTRACT NO.
SEGMENT 2, ALTERNATIVE A			REV.	SHEET NO.	PAGE NO.
STA. DX1 2290+00 TO DX1 2350+00			D	C136	
SHEET 36					



P L A N



P R O F I L E

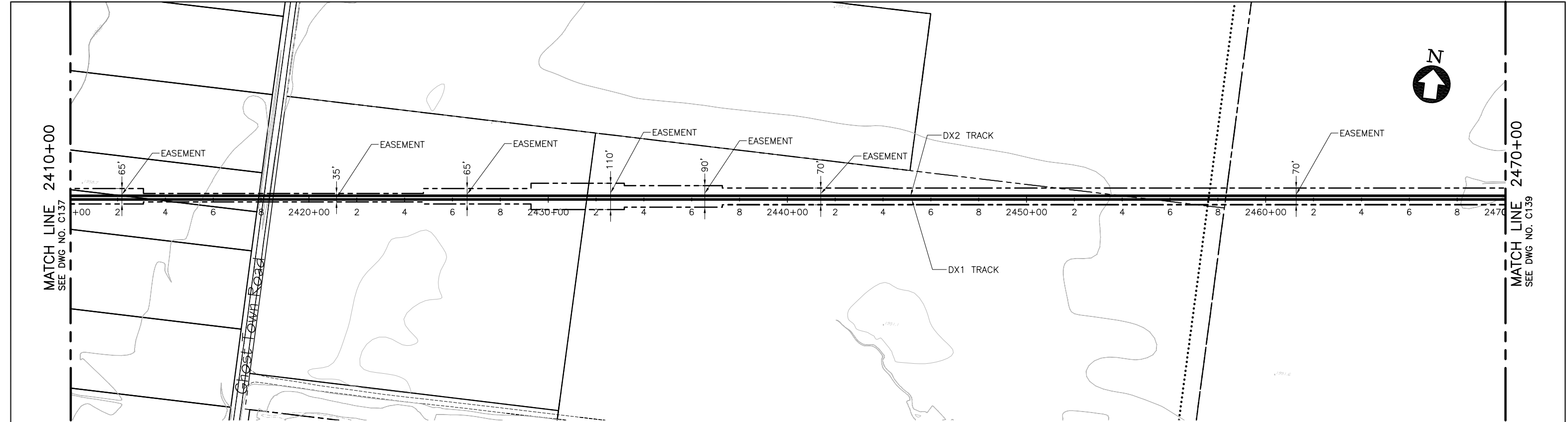
E	01MAR11				RE-ISSUED FOR FINAL EIS PLAN SET	DESIGNED BY T. LUNA
D	07DEC10				RE-ISSUED FOR FINAL EIS PLAN SET	DRAWN BY L. DIFUNTORUM
C	19NOV10				ISSUED FOR FINAL EIS PLAN SET	CHECKED BY J. MAHER
B	31AUG09					IN CHARGE J. MAHER
A	12AUG08					DATE 20OCT08
REV	DATE	BY	SUB	APP	DESCRIPTION	

EARTH TECH | AECOM

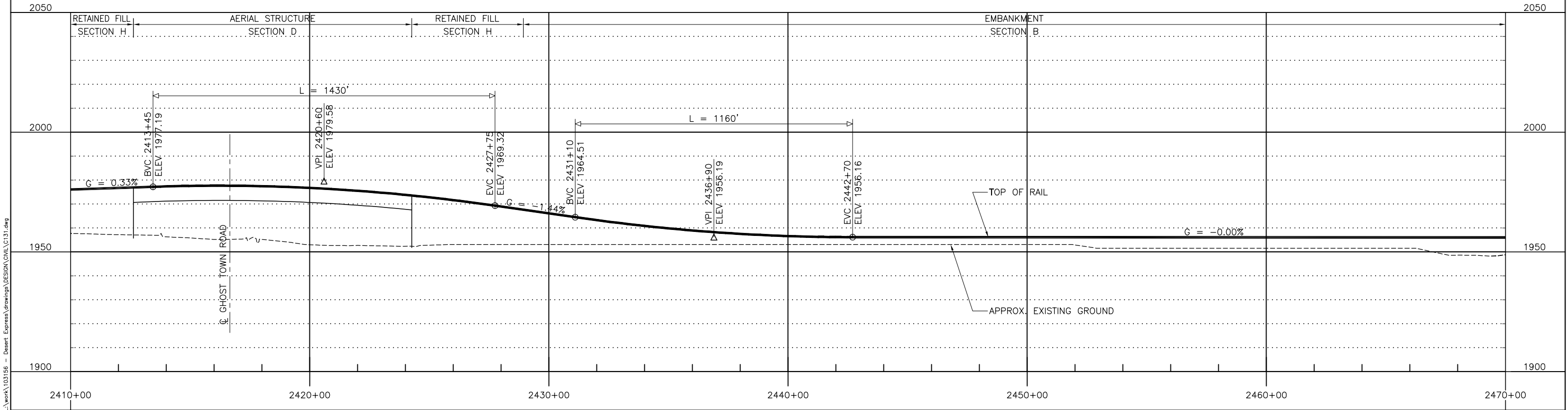
2101 Webster St., Suite 1000  
Oakland, CA 94612  
Phone: (510) 419-6000  
Fax: (510) 419-5355  
F-C-38

DESERTXPRESS  
PLAN AND PROFILE  
SEGMENT 2, ALTERNATIVE A  
STA. DX1 2350+00 TO DX1 2410+00  
SHEET 37

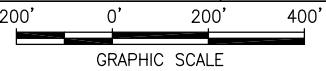
CADD FILENAME C131.dwg		
SIZE D	SCALE 1"=200'H; 1"=20'V	
CONTRACT NO.		
REV. E	SHEET NO. C137	PAGE NO.



PLAN



PROFILE

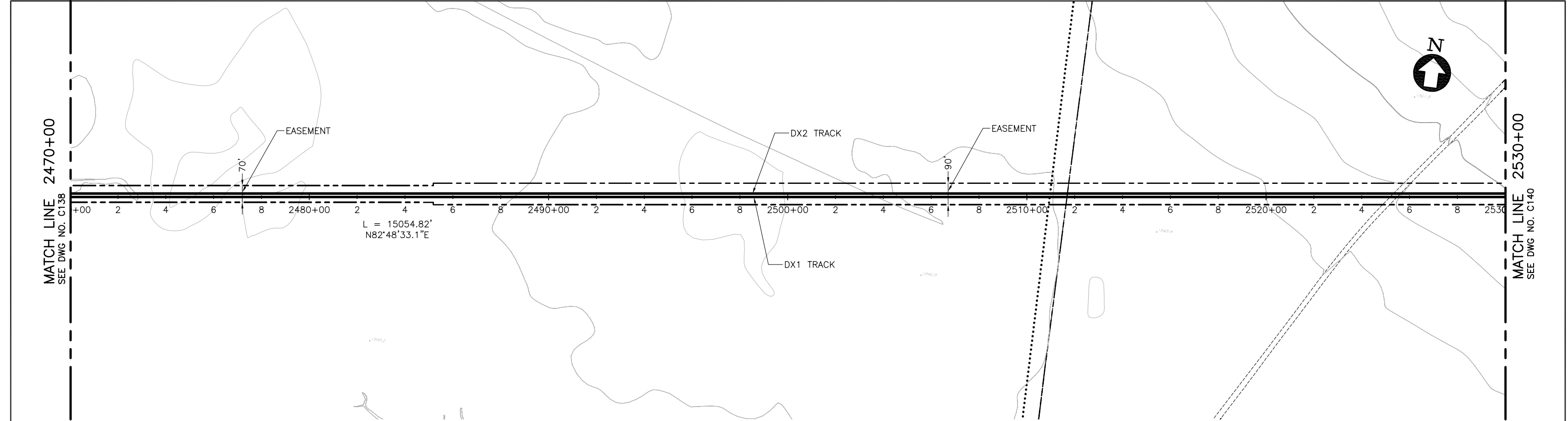


Mar 07, 2011  difuntorum	E	01MAR11				RE-ISSUED FOR FINAL EIS PLAN SET	DESIGNED BY T. LUNA
	D	07DEC10				RE-ISSUED FOR FINAL EIS PLAN SET	DRAWN BY L. DIFUNTORUM
	C	19NOV10				ISSUED FOR FINAL EIS PLAN SET	CHECKED BY J. MAHER
	B	31AUG09					IN CHARGE J. MAHER
	A	12AUG08					DATE 04JUN08
	REV	DATE	BY	SUB	APP	DESCRIPTION	

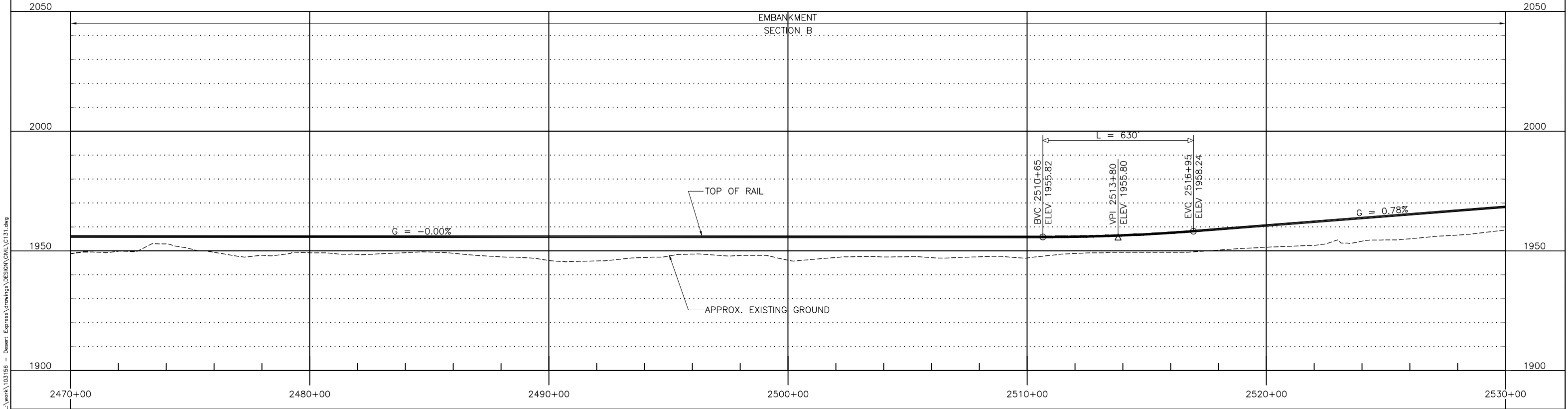
EARTH TECH	AECOM	2101 Webster St., Suite 1000 Oakland, CA 94612 Phone: (510) 419-6000 Fax: (510) 419-5355 F-C-39

DESERTXpress		CADD FILENAME C131.dwg	
PLAN AND PROFILE SEGMENT 2, ALTERNATIVE A STA. DX1 2410+00 TO DX1 2470+00 SHEET 38		SIZE D	SCALE 1"=200'H; 1"=20'V
CONTRACT NO.			
REV. E	SHEET NO. C138	PAGE NO.	

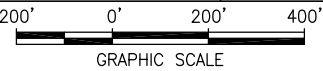




P L A N



P R O F I L E

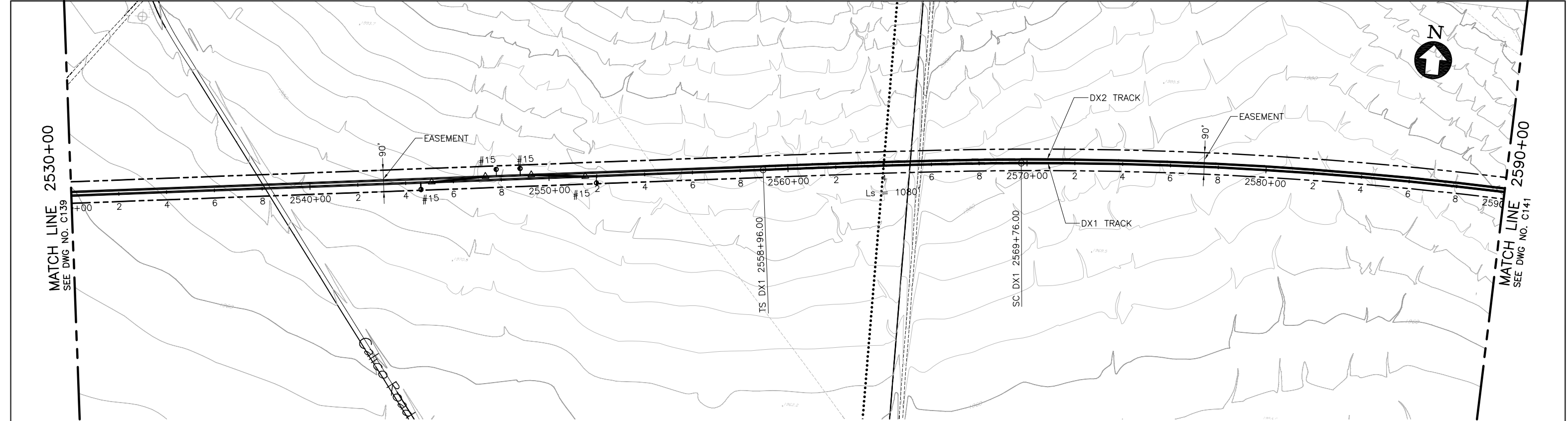


Mar 07, 2011  dfuntorum1	E	01MAR11				RE-ISSUED FOR FINAL EIS PLAN SET	DESIGNED BY T. LUNA
	D	07DEC10				RE-ISSUED FOR FINAL EIS PLAN SET	DRAWN BY L. DIFUNTORUM
	C	19NOV10				ISSUED FOR FINAL EIS PLAN SET	CHECKED BY J. MAHER
	B	31AUG09					IN CHARGE J. MAHER
	A	12AUG08					DATE 04JUN08
	REV	DATE	BY	SUB	APP	DESCRIPTION	

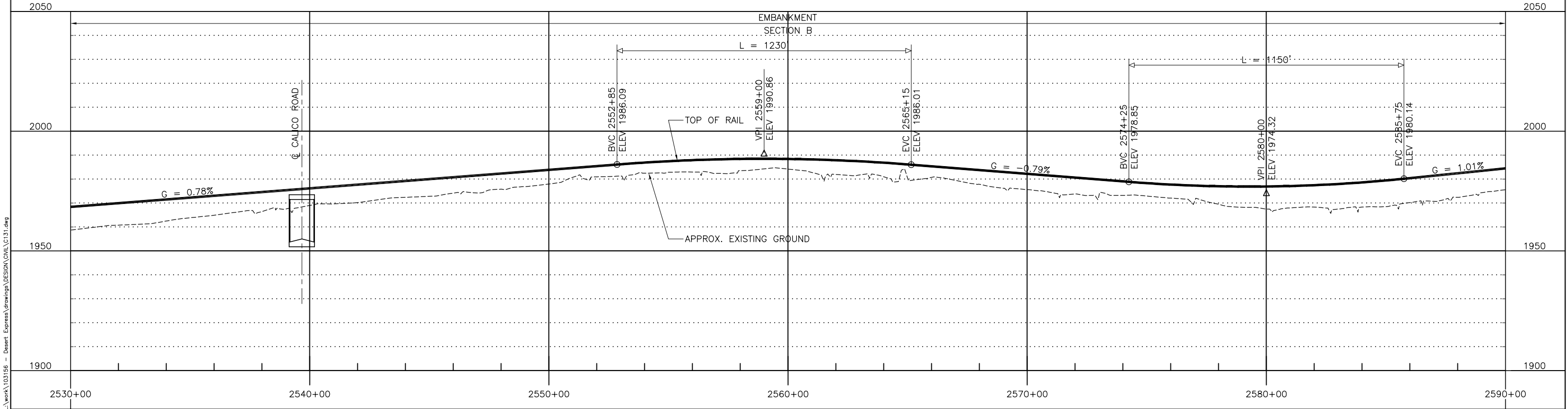
EARTH TECH   AECOM	2101 Webster St., Suite 1000 Oakland, CA 94612 Phone: (510) 419-6000 Fax: (510) 419-5355 F-C-40

DESERTXPRESS		
PLAN AND PROFILE SEGMENT 2, ALTERNATIVE A STA. DX1 2470+00 TO DX1 2530+00 SHEET 39		

CADD FILENAME C131.dwg		
SIZE D	SCALE 1"=200'H; 1"=20'V	
CONTRACT NO.		
REV. E	SHEET NO. C139	PAGE NO.



PLAN



PROFILE

E	01MAR11				RE-ISSUED FOR FINAL EIS PLAN SET	DESIGNED BY T. LUNA
D	07DEC10				RE-ISSUED FOR FINAL EIS PLAN SET	DRAWN BY L. DIFUNTORUM
C	19NOV10				ISSUED FOR FINAL EIS PLAN SET	CHECKED BY J. MAHER
B	31AUG09					IN CHARGE J. MAHER
A	12AUG08					DATE 04JUN08
REV	DATE	BY	SUB	APP	DESCRIPTION	

EARTH TECH

AECOM

2101 Webster St., Suite 1000  
Oakland, CA 94612  
Phone: (510) 419-6000  
Fax: (510) 419-5355

F-C-41

DESERTXPRESS

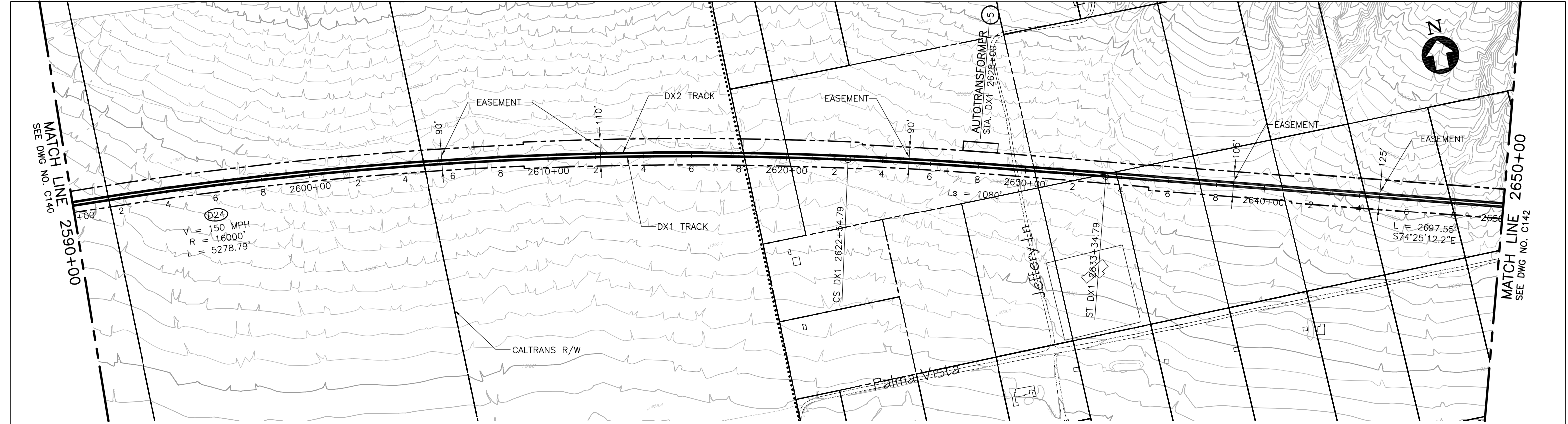
PLAN AND PROFILE  
SEGMENT 2, ALTERNATIVE A  
STA. DX1 2530+00 TO DX1 2590+00  
SHEET 40

CADD FILENAME  
C131.dwg

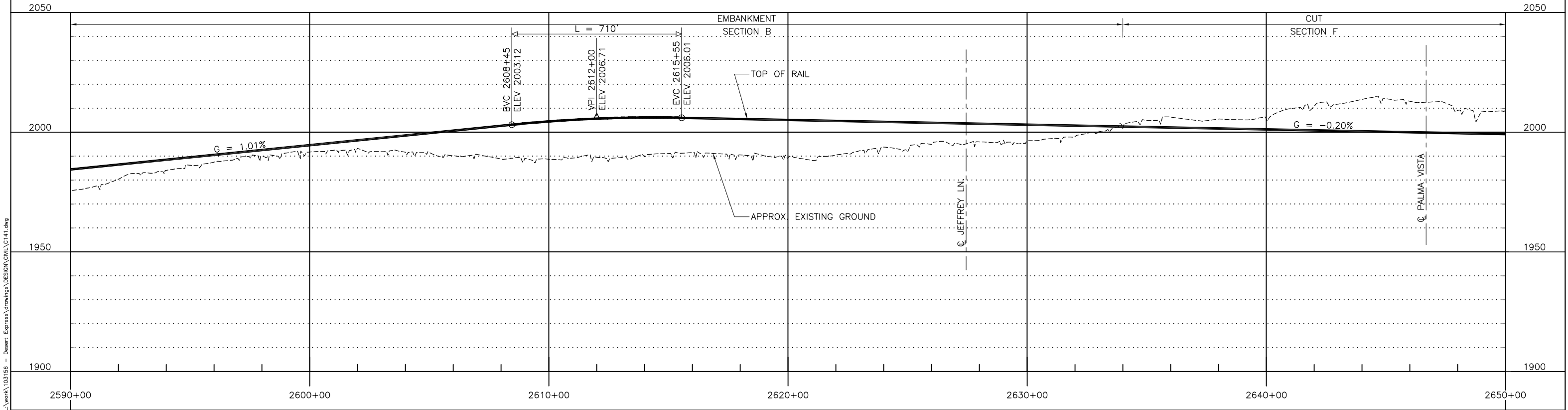
SIZE SCALE  
D 1"=200'H; 1"=20'V

CONTRACT NO.

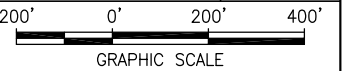
REV. E SHEET NO. C140 PAGE NO.



PLAN

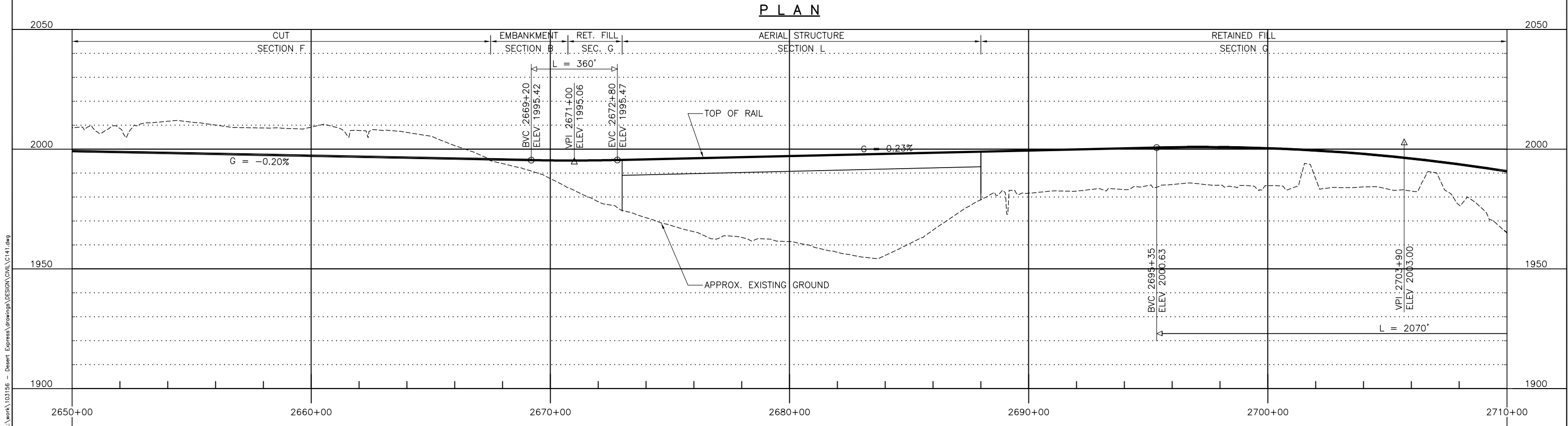
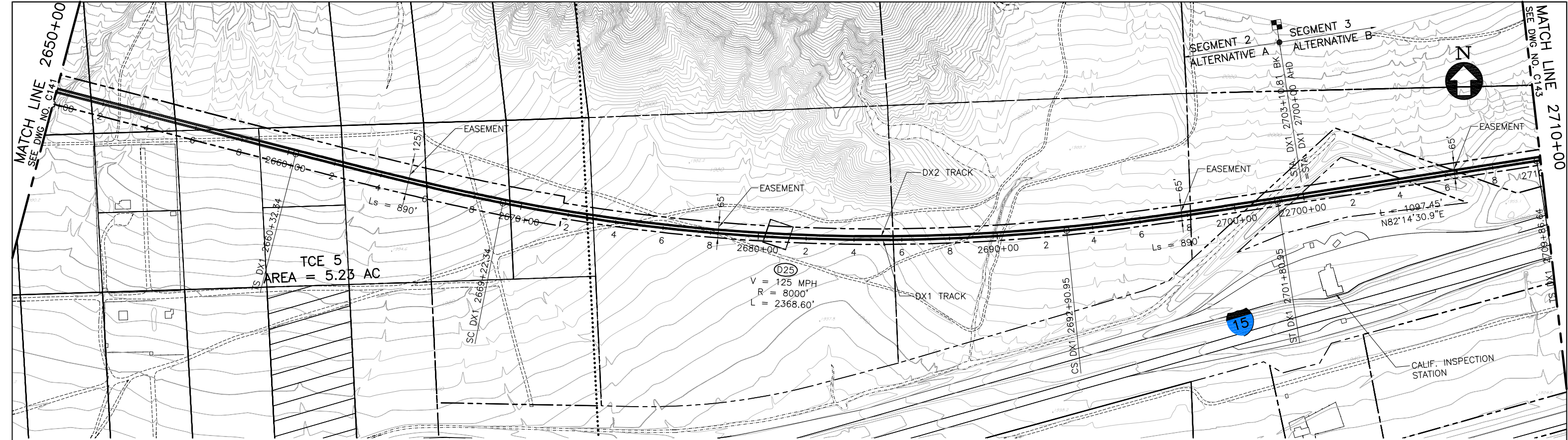


PROFILE



Mar 07, 2011  
--

d:\functum\l Mar 07, 2011 - 9:32am L:\work\103156 - Desert Express\Drawings\DESIGN\DWG\C141.dwg



DESIGNED BY	T. LUNA
DRAWN BY	L. DIFUNTORUM
CHECKED BY	J. MAHER
IN CHARGE	J. MAHER
DATE	04JUN08

REV	DATE	BY	SUB	APP	DESCRIPTION
E	01MAR11				RE-ISSUED FOR FINAL EIS PLAN SET
D	07DEC10				RE-ISSUED FOR FINAL EIS PLAN SET
C	19NOV10				ISSUED FOR FINAL EIS PLAN SET
B	31AUG09				
A	12AUG08				

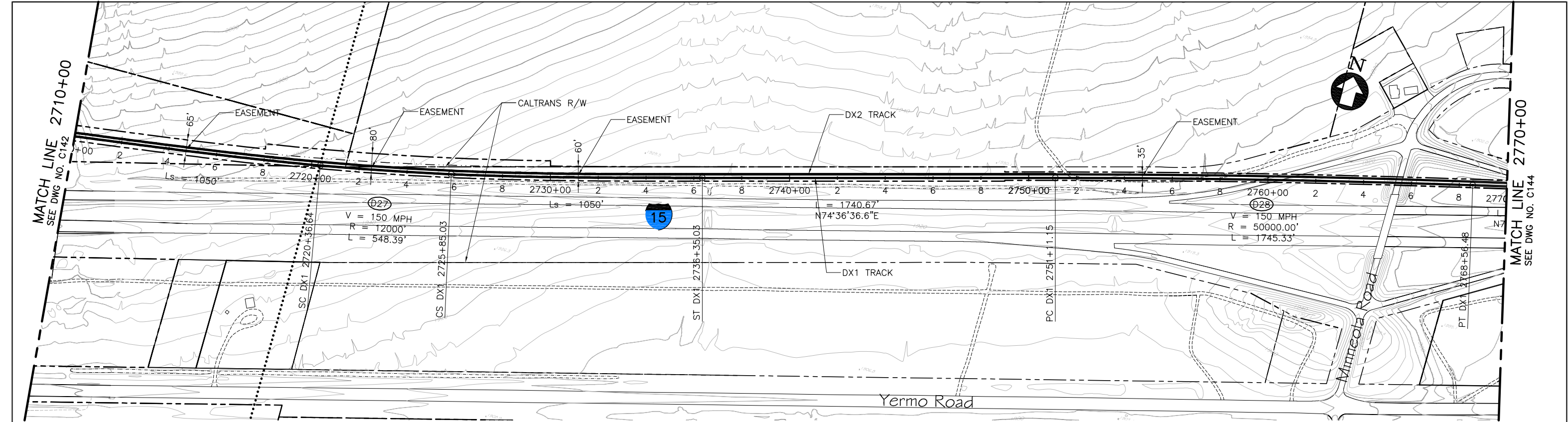
EARTH TECH | AECOM

2101 Webster St., Suite 1000  
Oakland, CA 94612  
Phone: (510) 419-6000  
Fax: (510) 419-3355

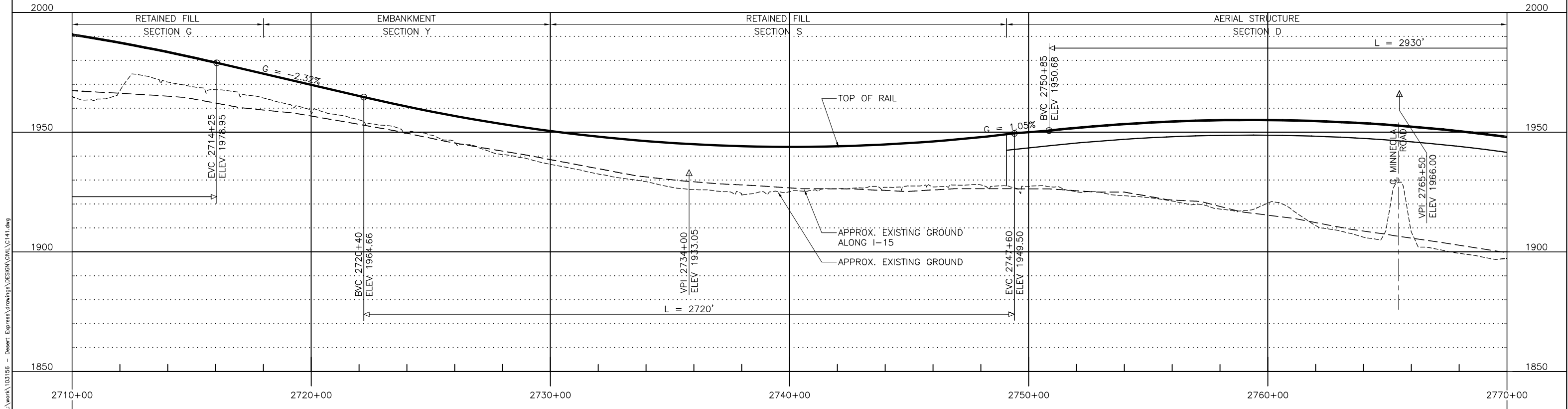
DESERTXPRESS  
PLAN AND PROFILE  
SEGMENT 3, ALTERNATIVE B  
STA. DX1 2650+00 TO DX1 2710+00  
SHEET 42

CADD FILENAME	C141.dwg
SIZE	D
SCALE	1"=200'H; 1"=20'V
CONTRACT NO.	
REV.	E
SHEET NO.	C142
PAGE NO.	





PLAN



PROFILE

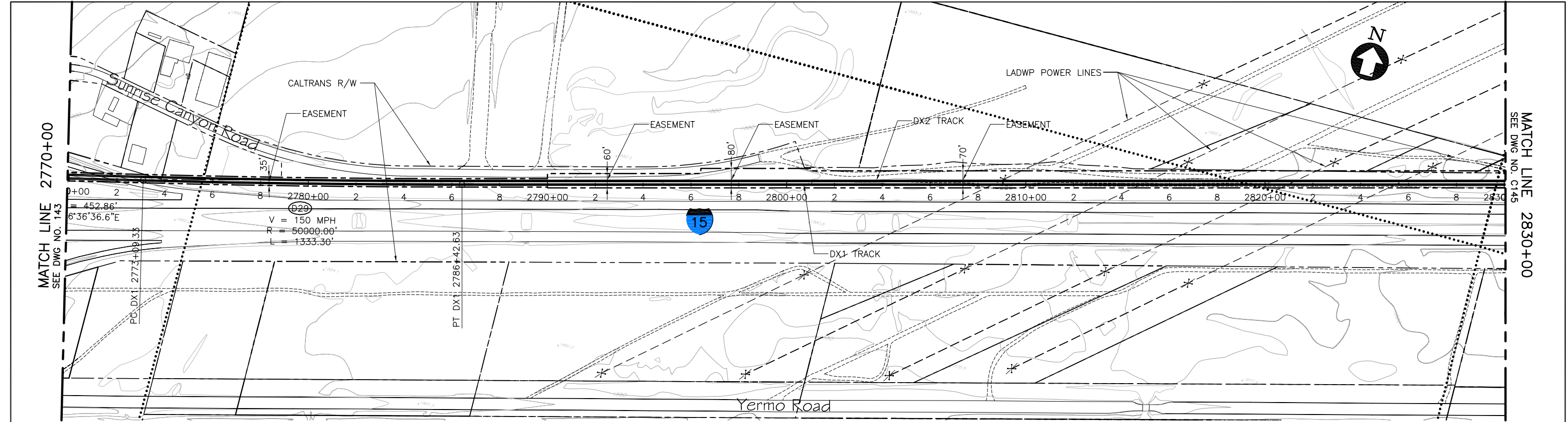
E	01MAR11				RE-ISSUED FOR FINAL EIS PLAN SET	DESIGNED BY T. LUNA
D	19NOV10				ISSUED FOR FINAL EIS PLAN SET	DRAWN BY L. DIFUNTORUM
C	30DEC09					CHECKED BY J. MAHER
B	31AUG09					IN CHARGE J. MAHER
A	12AUG08					DATE 04JUN08
REV	DATE	BY	SUB	APP	DESCRIPTION	

EARTH TECH | AECOM

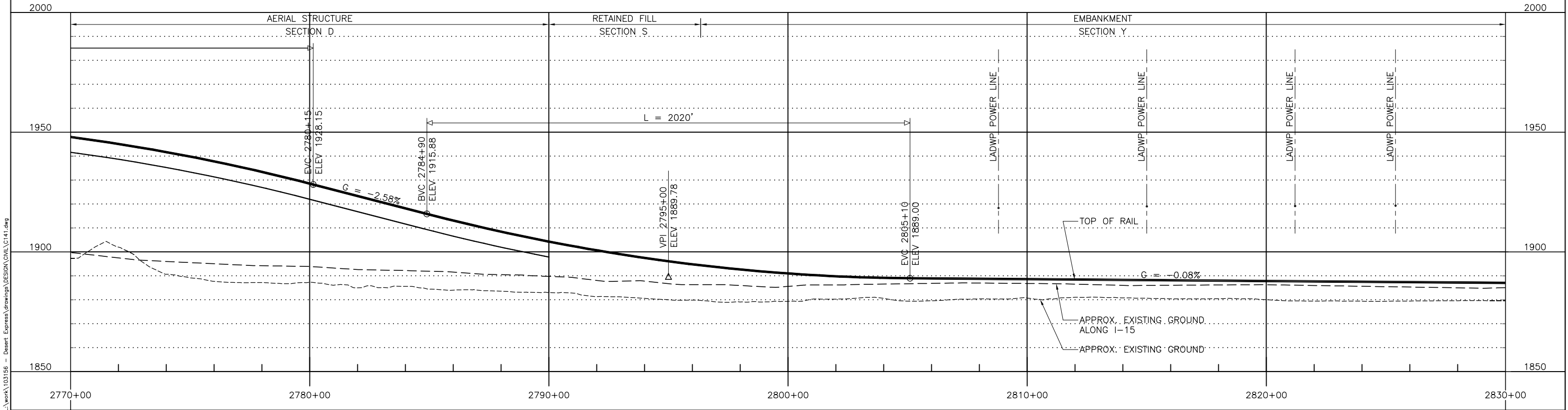
2101 Webster St., Suite 1000  
Oakland, CA 94612  
Phone: (510) 419-6000  
Fax: (510) 419-5355  
F-C-44

DESERTXPRESS  
PLAN AND PROFILE  
SEGMENT 3, ALTERNATIVE B  
STA. DX1 2710+00 TO DX1 2770+00  
SHEET 43

CADD FILENAME C141.dwg		
SIZE D	SCALE 1"=200'H; 1"=20'V	
CONTRACT NO.		
REV. E	SHEET NO. C143	PAGE NO.



P L A N



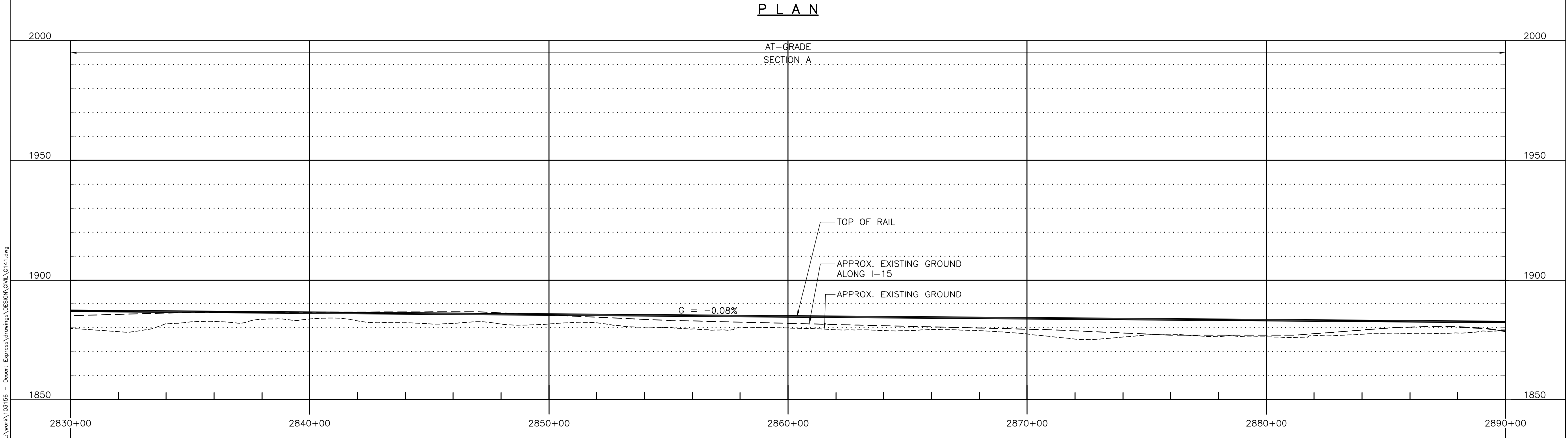
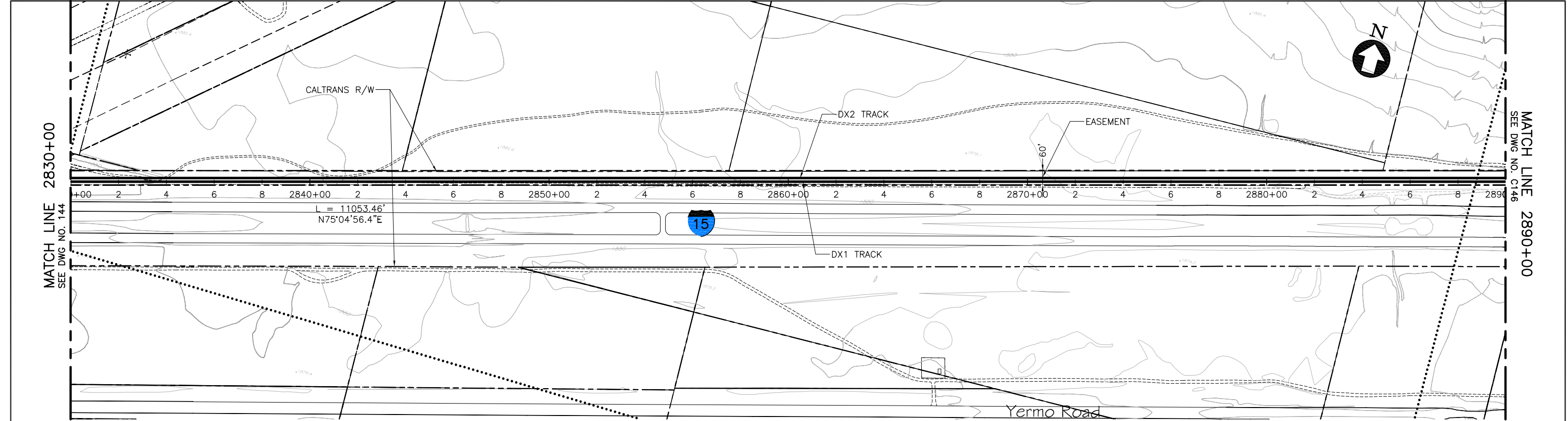
P R O F I L E

						DESIGNED BY T. LUNA
D	01MAR11					DRAWN BY L. DIFUNTORUM
C	30DEC09					CHECKED BY J. MAHER
B	31AUG09					IN CHARGE J. MAHER
A	12AUG08					DATE 20OCT08
REV	DATE	BY	SUB	APP	DESCRIPTION	

EARTH TECH | AECOM

2101 Webster St., Suite 1000  
Oakland, CA 94612  
Phone: (510) 419-6000  
Fax: (510) 419-5355  
F-C-45

DESERTXPRESS			CADD FILENAME C141.dwg		
PLAN AND PROFILE			SIZE SCALE D 1"=200'H; 1"=20'V		
SEGMENT 3, ALTERNATIVE B			CONTRACT NO.		
STA. DX1 2770+00 TO DX1 2830+00			REV.	SHEET NO.	PAGE NO.
SHEET 44			D	C144	



						DESIGNED BY T. LUNA
						DRAWN BY L. DIFUNTORUM
						CHECKED BY J. MAHER
						IN CHARGE J. MAHER
						DATE 04JUN08
REV	DATE	BY	SUB	APP	DESCRIPTION	
C	01MAR11				ISSUED FOR FINAL EIS PLAN SET	
B	31AUG09					
A	12AUG08					

EARTH TECH

AECOM

2101 Webster St., Suite 1000  
Oakland, CA 94612  
Phone: (510) 419-6000  
Fax: (510) 419-5355  
F-C-46

DESERTXPRESS

PLAN AND PROFILE  
SEGMENT 3, ALTERNATIVE B  
STA. DX1 2830+00 TO DX1 2890+00  
SHEET 45

CADD FILENAME  
C141.dwg

SIZE SCALE  
D 1"=200'H; 1"=20'V

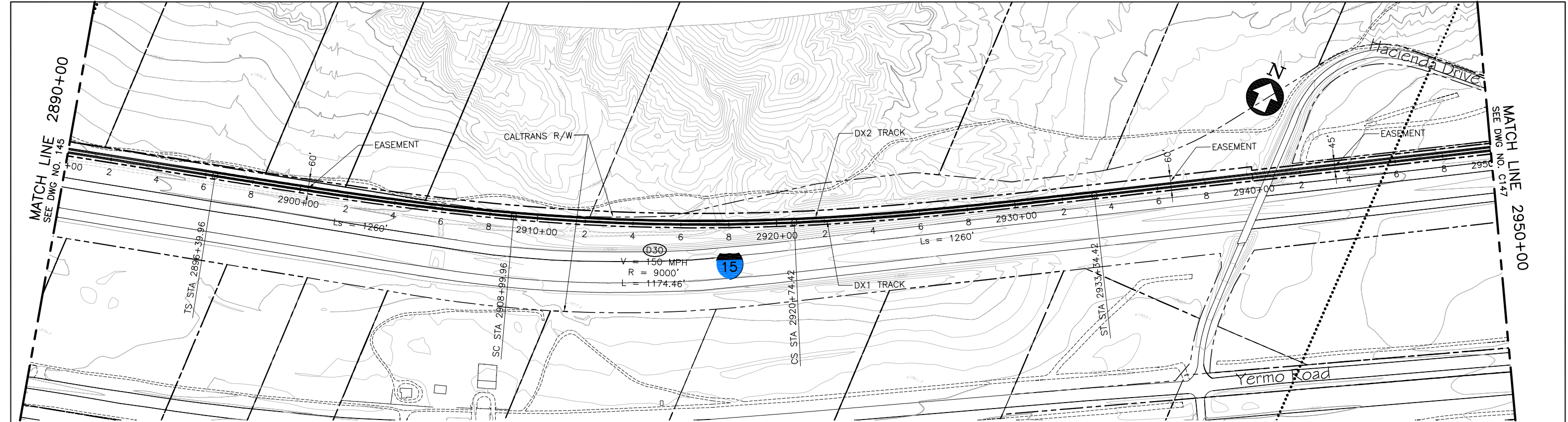
CONTRACT NO.

REV. C

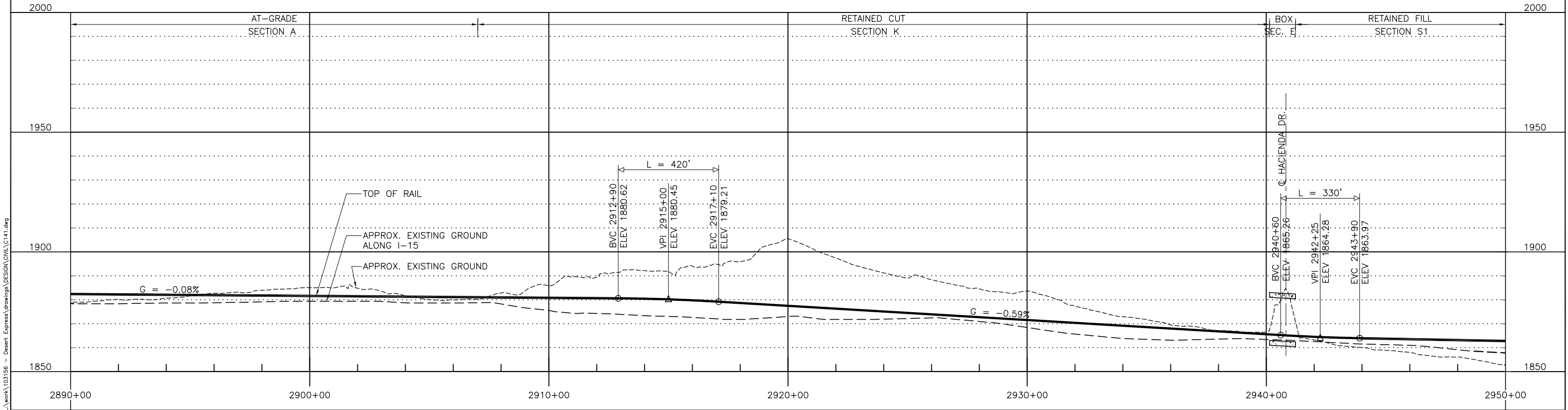
SHEET NO. C145

PAGE NO.





PLAN



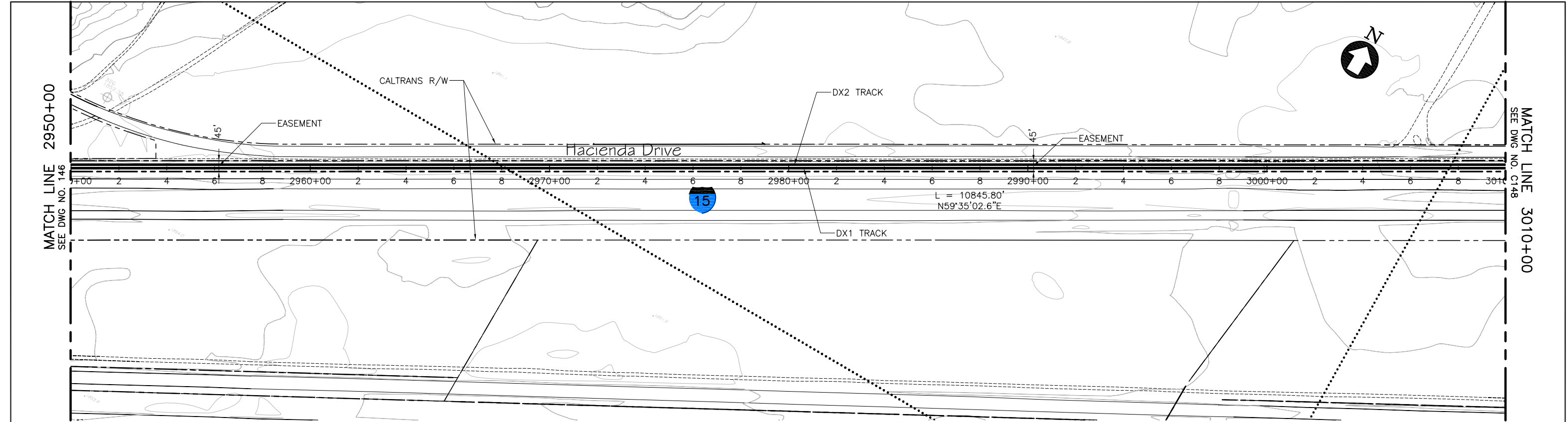
PROFILE

						DESIGNED BY T. LUNA
						DRAWN BY L. DIFUNTORUM
						CHECKED BY J. MAHER
						IN CHARGE J. MAHER
						DATE 04JUN08
REV	DATE	BY	SUB	APP	DESCRIPTION	
C	01MAR11				ISSUED FOR FINAL EIS PLAN SET	
B	31AUG09					
A	12AUG08					

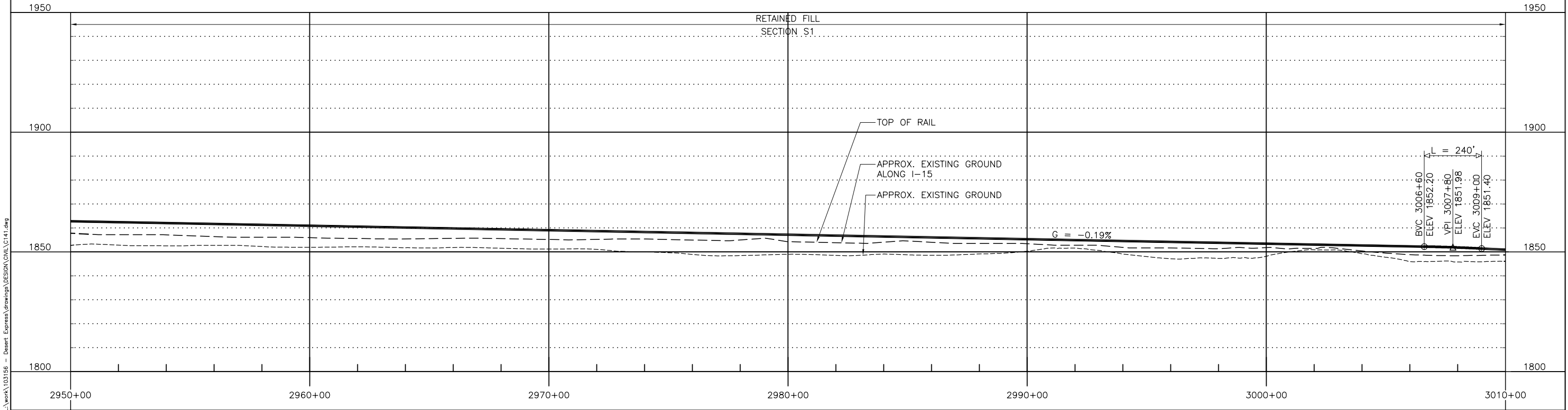
EARTH TECH | AECOM

2101 Webster St., Suite 1000  
Oakland, CA 94612  
Phone: (510) 419-6000  
Fax: (510) 419-5355  
F-C-47

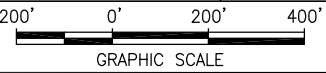
DESERTXPRESS			CADD FILENAME C141.dwg		
PLAN AND PROFILE			SIZE SCALE D 1"=200'H; 1"=20'V		
SEGMENT 3, ALTERNATIVE B			CONTRACT NO.		
STA. DX1 2890+00 TO DX1 2950+00			REV. SHEET NO. PAGE NO.		
SHEET 46			C C146		



P L A N



P R O F I L E



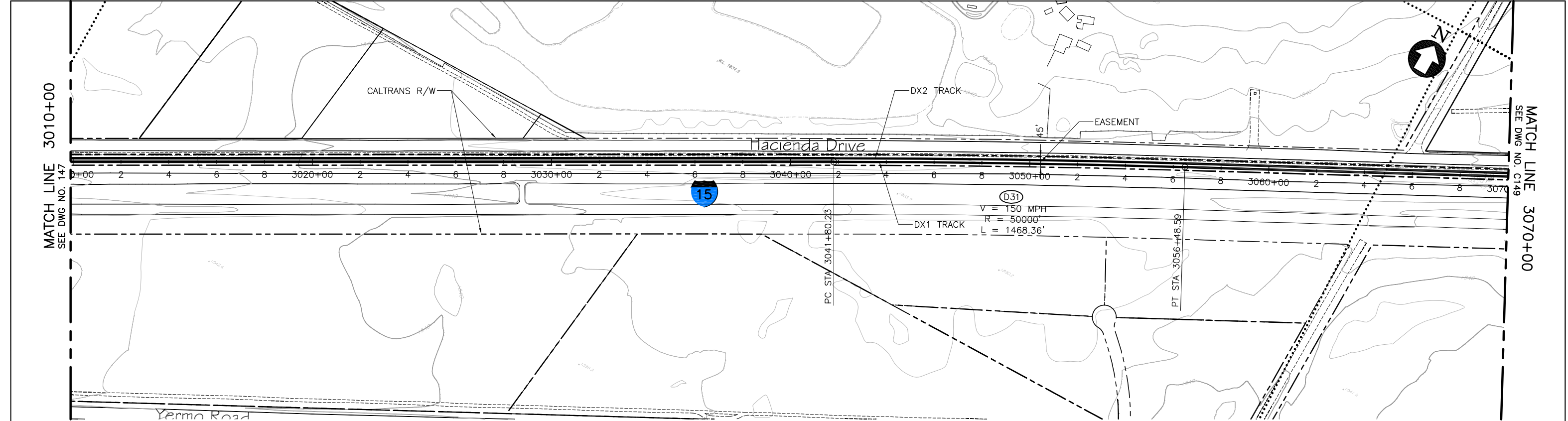
						DESIGNED BY T. LUNA
						DRAWN BY L. DIFUNTORUM
C	01MAR11				ISSUED FOR FINAL EIS PLAN SET	CHECKED BY J. MAHER
B	31AUG09					IN CHARGE J. MAHER
A	12AUG08					DATE 04JUN08
REV	DATE	BY	SUB	APP	DESCRIPTION	

EARTH TECH | AECOM

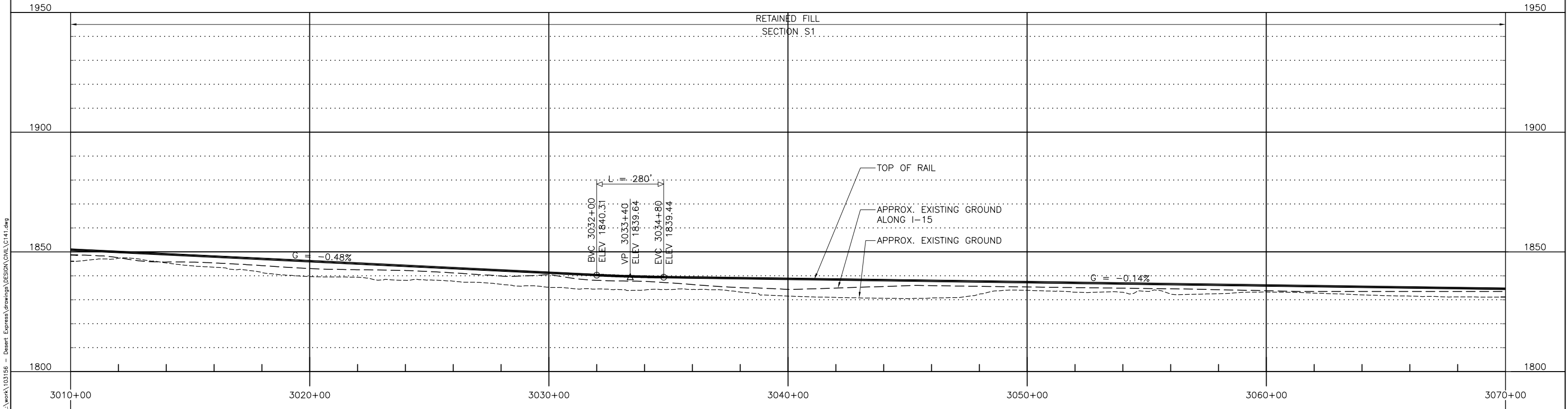
2101 Webster St., Suite 1000  
Oakland, CA 94612  
Phone: (510) 419-6000  
Fax: (510) 419-5355  
F-C-48

DESERTXPRESS  
PLAN AND PROFILE  
SEGMENT 3, ALTERNATIVE B  
STA. DX1 2950+00 TO DX1 3010+00  
SHEET 47

CADD FILENAME C141.dwg		
SIZE D	SCALE 1"=200'H; 1"=20'V	
CONTRACT NO.		
REV. C	SHEET NO. C147	PAGE NO.



P L A N



P R O F I L E

							DESIGNED BY T. LUNA
							DRAWN BY L. DIFUNTORUM
							CHECKED BY J. MAHER
							IN CHARGE J. MAHER
							DATE 04JUN08
REV	DATE	BY	SUB	APP		DESCRIPTION	
C	01MAR11					ISSUED FOR FINAL EIS PLAN SET	
B	31AUG09						
A	12AUG08						

EARTH TECH | AECOM

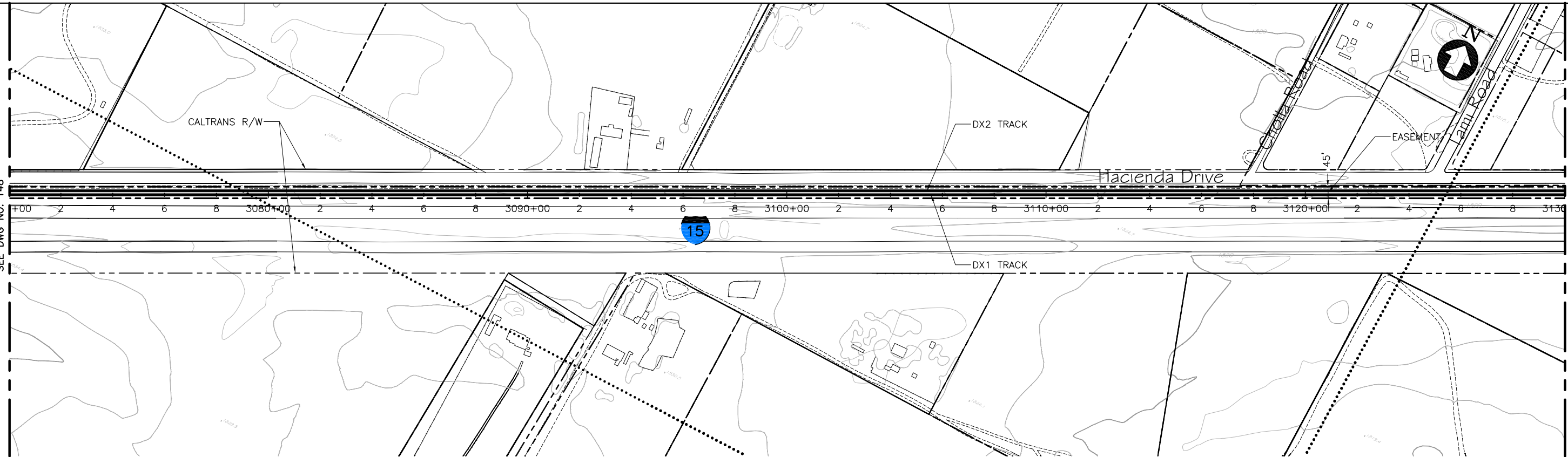
2101 Webster St., Suite 1000  
Oakland, CA 94612  
Phone: (510) 419-6000  
Fax: (510) 419-5355  
F-C-49

DESERTXPRESS  
PLAN AND PROFILE  
SEGMENT 3, ALTERNATIVE B  
STA. DX1 3010+00 TO DX1 3070+00  
SHEET 48

CADD FILENAME C141.dwg		
SIZE D	SCALE 1"=200'H; 1"=20'V	
CONTRACT NO.		
REV. C	SHEET NO. C148	PAGE NO.

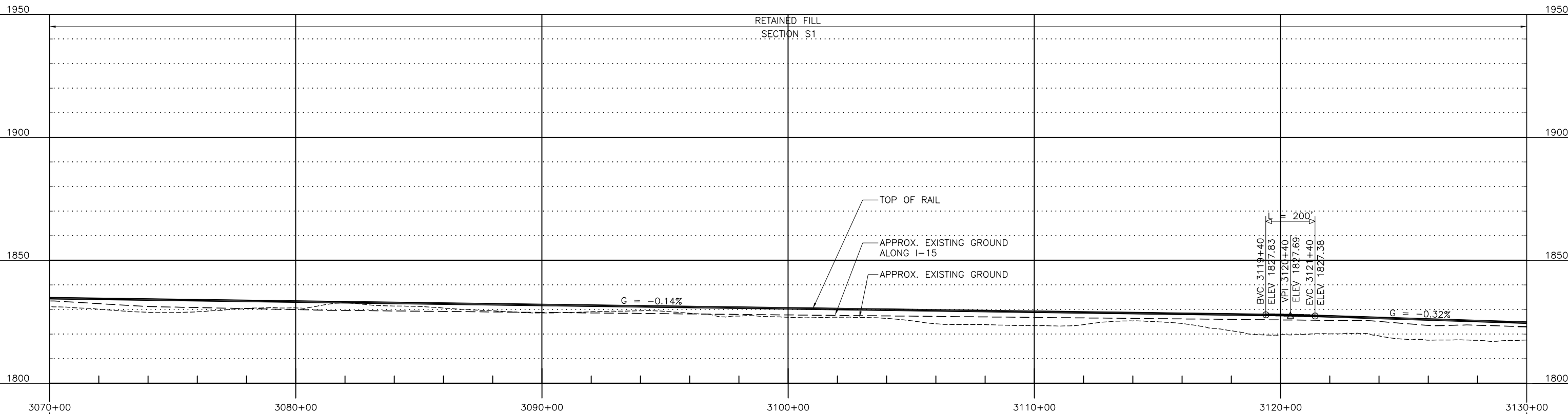
Mar 07, 2011 - 9:35am L:\work\103156 - Desert Express\Drawings\DESIGN\DWG\141.dwg  
difuntorum

MATCH LINE 3070+00  
SEE DWG NO. 148



MATCH LINE 3130+00  
SEE DWG NO. C150

PLAN



PROFILE



GRAPHIC SCALE

						DESIGNED BY T. LUNA
						DRAWN BY L. DIFUNTORUM
						CHECKED BY J. MAHER
						IN CHARGE J. MAHER
						DATE 04JUN08
REV	DATE	BY	SUB	APP	DESCRIPTION	
C	01MAR11				ISSUED FOR FINAL EIS PLAN SET	
B	31AUG09					
A	12AUG08					

EARTH TECH | AECOM

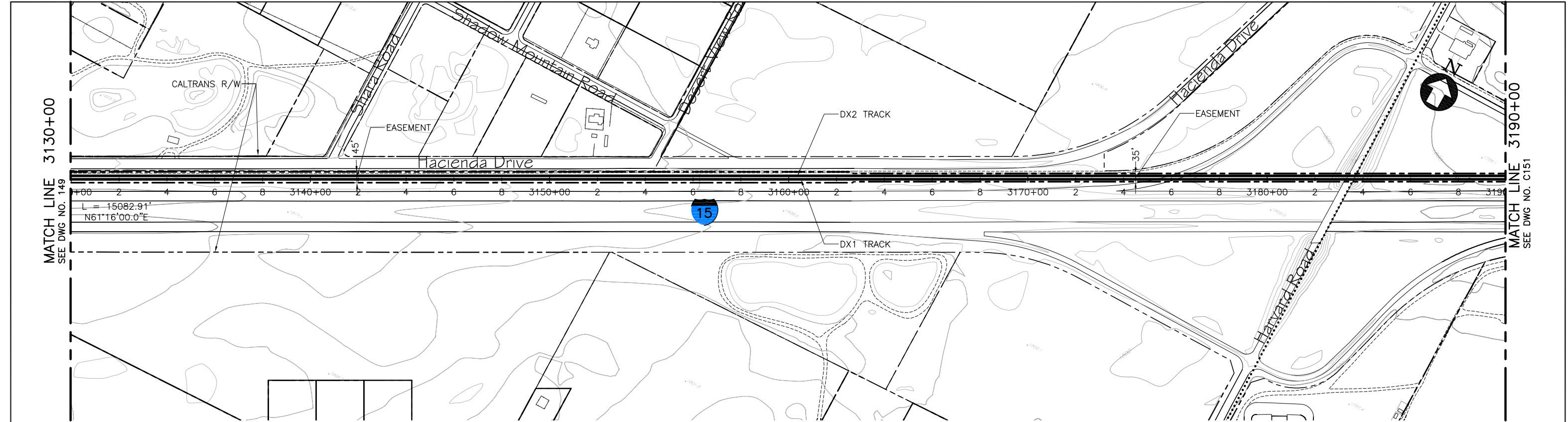
2101 Webster St., Suite 1000  
Oakland, CA 94612  
Phone: (510) 419-6000  
Fax: (510) 419-5355  
F-C-50

DESERTXPRESS

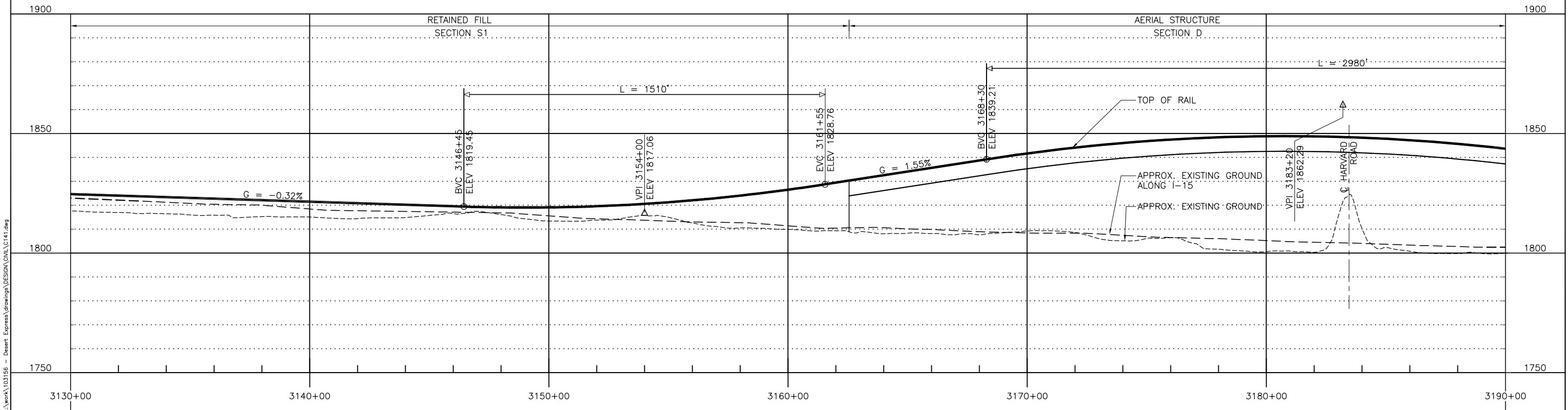
PLAN AND PROFILE  
SEGMENT 3, ALTERNATIVE B  
STA. DX1 3070+00 TO DX1 3130+00  
SHEET 49

CADD FILENAME C141.dwg		
SIZE D	SCALE 1"=200'H; 1"=20'V	
CONTRACT NO.		
REV. C	SHEET NO. C149	PAGE NO.





PLAN



PROFILE

						DESIGNED BY T. LUNA
						DRAWN BY L. DIFUNTORUM
C	01MAR11				ISSUED FOR FINAL EIS PLAN SET	CHECKED BY J. MAHER
B	31AUG09					IN CHARGE J. MAHER
A	12AUG08					DATE 04JUN08
REV	DATE	BY	SUB	APP	DESCRIPTION	

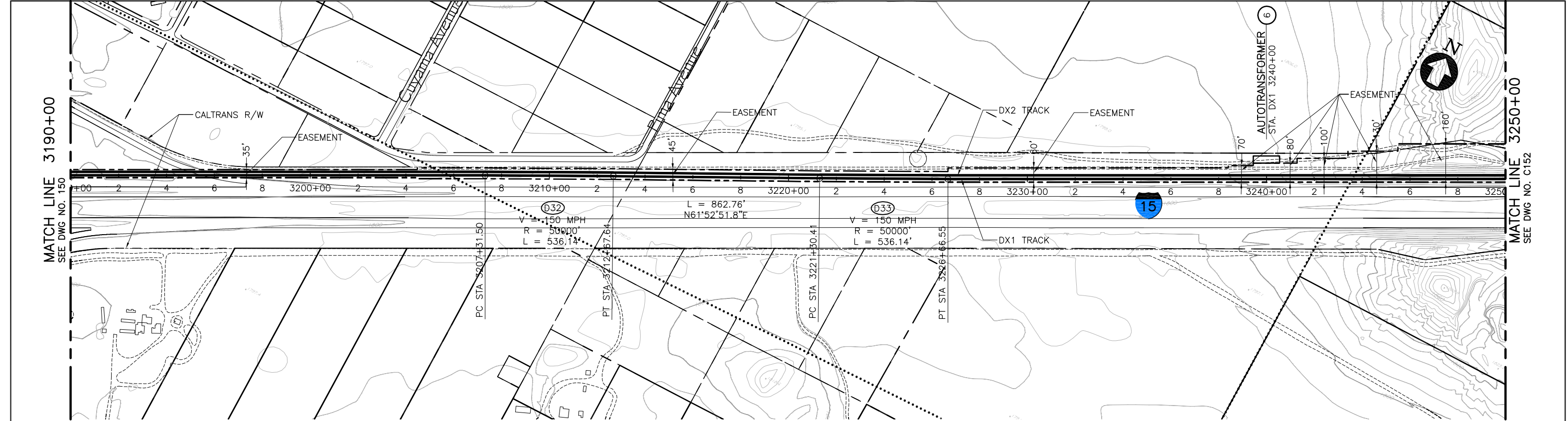
EARTH TECH | AECOM

2101 Webster St., Suite 1000  
Oakland, CA 94612  
Phone: (510) 419-6000  
Fax: (510) 419-5355  
F-C-51

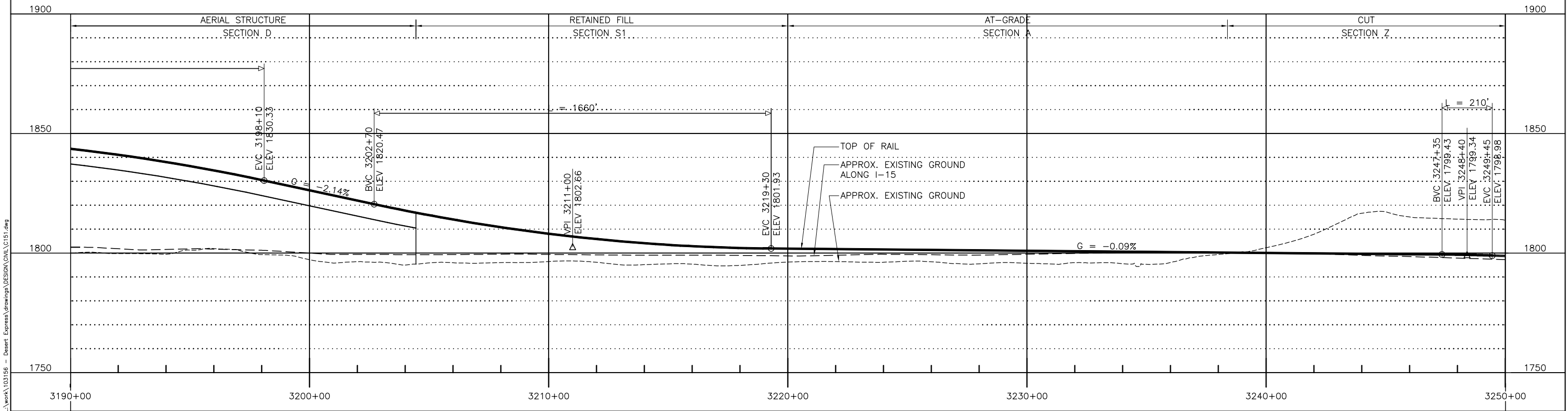
DESERTXPRESS  
PLAN AND PROFILE  
SEGMENT 3, ALTERNATIVE B  
STA. DX1 3130+00 TO DX1 3190+00  
SHEET 50

CADD FILENAME C141.dwg		
SIZE D	SCALE 1"=200'H; 1"=20'V	
CONTRACT NO.		
REV. C	SHEET NO. C150	PAGE NO.

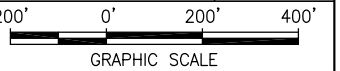




PLAN



PROFILE



d:\functum\1 Mar 07, 2011 - 9:37am L:\work\103156 - Desert Express\Drawings\DESIGN\DWG\0151.dwg

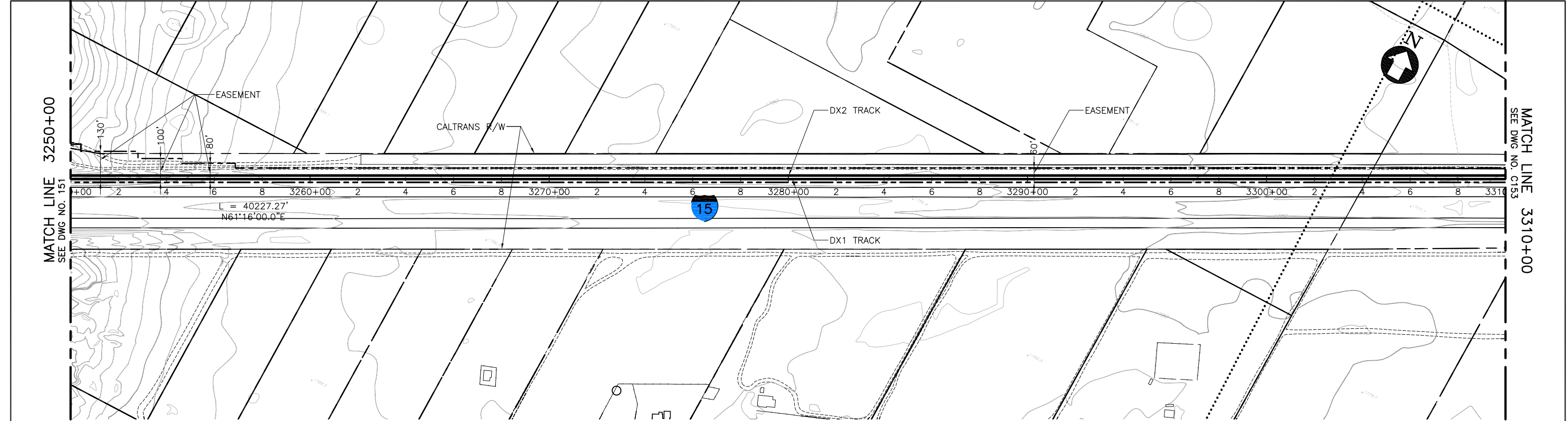
REV	DATE	BY	SUB	APP	DESCRIPTION	DESIGNED BY T. LUNA	DRAWN BY L. DIFUNTORUM	CHECKED BY J. MAHER	IN CHARGE J. MAHER	DATE 04JUN08
D	01MAR11				ISSUED FOR FINAL EIS PLAN SET					
C	30DEC09									
B	31AUG09									
A	12AUG08									

EARTH TECH | AECOM

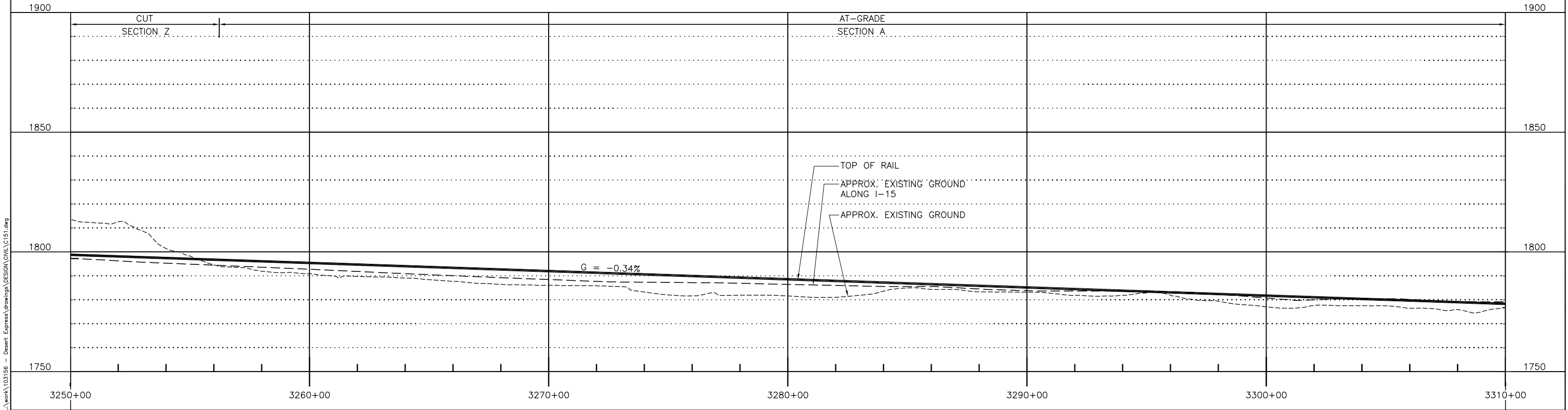
2101 Webster St., Suite 1000  
Oakland, CA 94612  
Phone: (510) 419-6000  
Fax: (510) 419-5355  
F-C-52

DESERTXPRESS  
PLAN AND PROFILE  
SEGMENT 3, ALTERNATIVE B  
STA. DX1 3190+00 TO DX1 3250+00  
SHEET 51

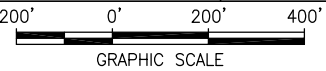
CADD FILENAME C151.dwg	CONTRACT NO.	REV. D	SHEET NO. C151	PAGE NO.
SIZE D	SCALE 1"=200'H; 1"=20'V			



PLAN



PROFILE



						DESIGNED BY T. LUNA
D	01MAR11					DRAWN BY L. DIFUNTORUM
C	30DEC09					CHECKED BY J. MAHER
B	31AUG09					IN CHARGE J. MAHER
A	12AUG08					DATE 04JUN08
REV	DATE	BY	SUB	APP	DESCRIPTION	

EARTH TECH

AECOM

2101 Webster St., Suite 1000  
Oakland, CA 94612  
Phone: (510) 419-6000  
Fax: (510) 419-5355

F-C-53

DESERTXPRESS

PLAN AND PROFILE  
SEGMENT 3, ALTERNATIVE B  
STA. DX1 3250+00 TO DX1 3310+00  
SHEET 52

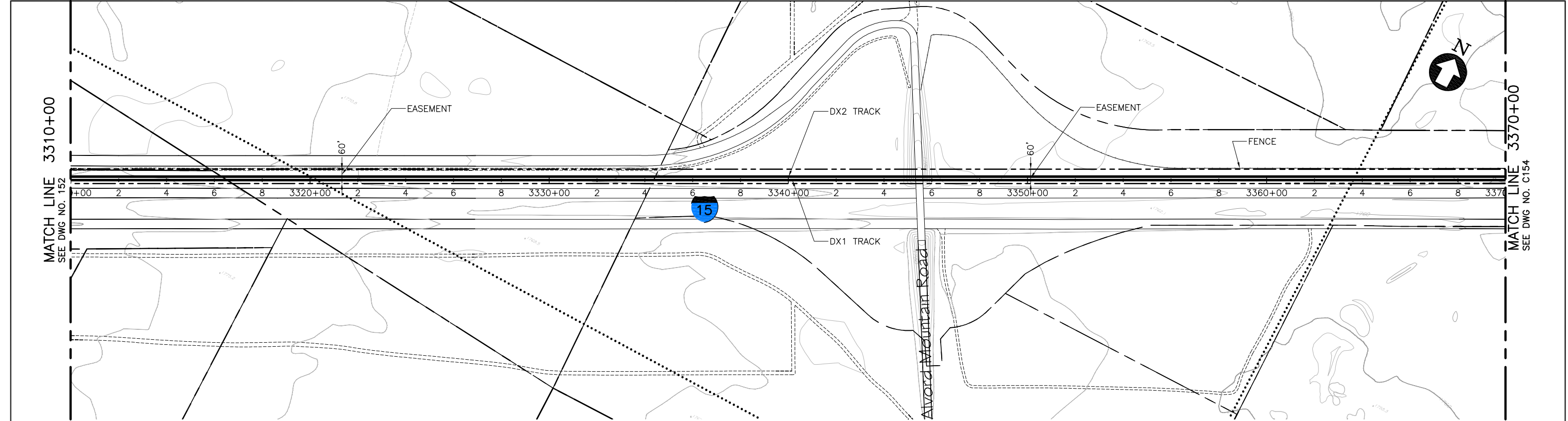
CADD FILENAME  
C151.dwg

SIZE SCALE  
D 1"=200'H; 1"=20'V

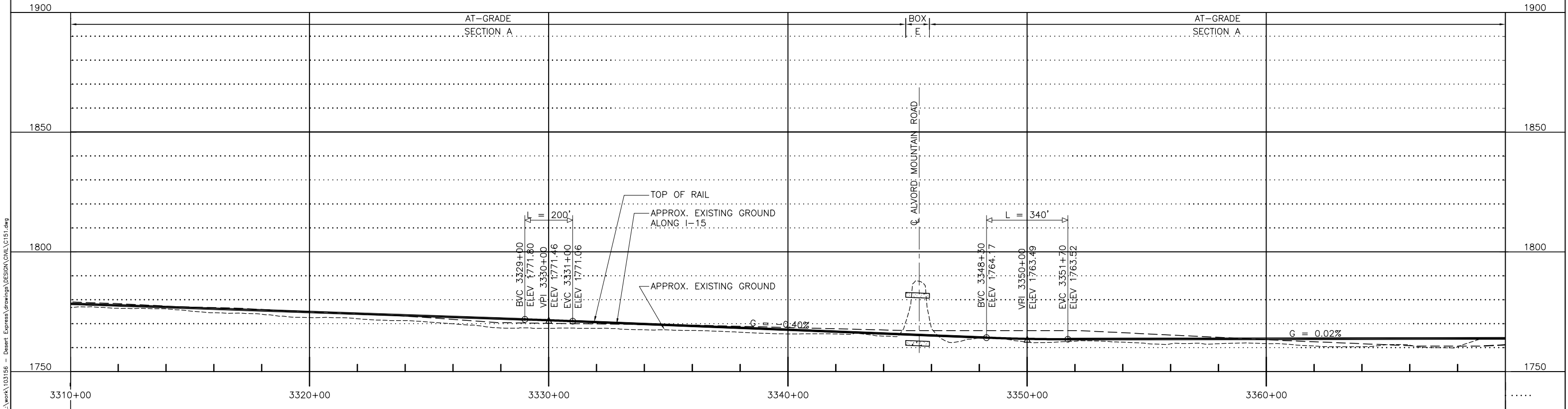
CONTRACT NO.

REV. SHEET NO. PAGE NO.  
D C152

d:\functum\ Mar 07, 2011 - 9:37am L:\work\103156 - Desert Express\Drawings\DESIGN\DWG\0151.dwg



PLAN



PROFILE



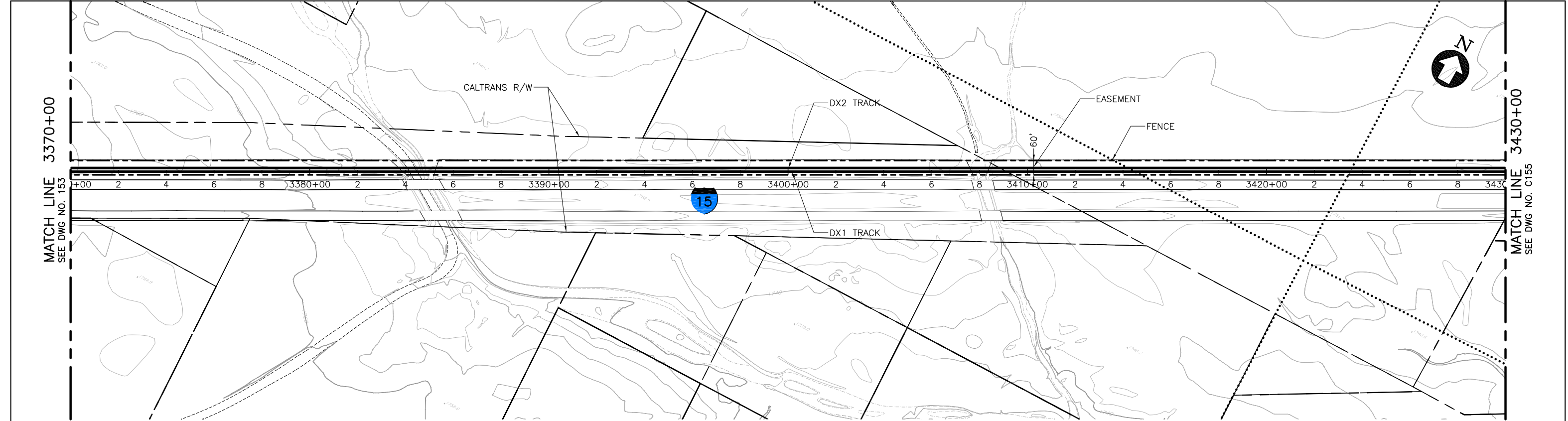
						DESIGNED BY T. LUNA
						DRAWN BY L. DIFUNTORUM
						CHECKED BY J. MAHER
						IN CHARGE J. MAHER
						DATE 04JUN08
REV	DATE	BY	SUB	APP	DESCRIPTION	
C	01MAR11				ISSUED FOR FINAL EIS PLAN SET	
B	31AUG09					
A	12AUG08					

EARTH TECH | AECOM

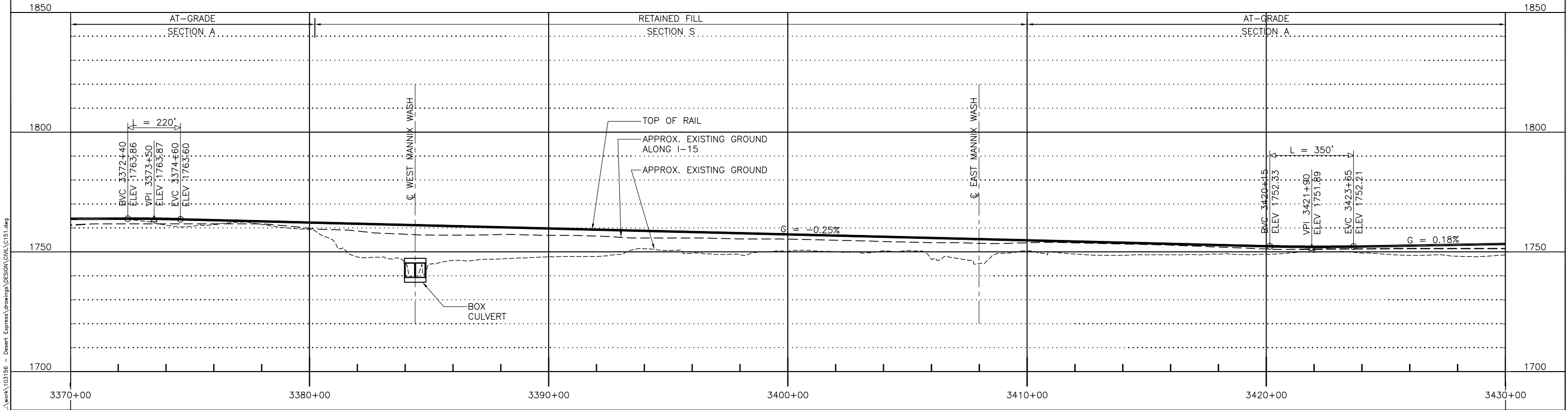
2101 Webster St., Suite 1000  
Oakland, CA 94612  
Phone: (510) 419-6000  
Fax: (510) 419-5355  
F-C-54

DESERTXPRESS  
PLAN AND PROFILE  
SEGMENT 3, ALTERNATIVE B  
STA. DX1 3310+00 TO DX1 3370+00  
SHEET 53

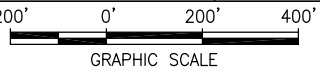
CADD FILENAME C151.dwg		
SIZE D	SCALE 1"=200'H; 1"=20'V	
CONTRACT NO.		
REV. C	SHEET NO. C153	PAGE NO.



PLAN



PROFILE



						DESIGNED BY T. LUNA
						DRAWN BY L. DIFUNTORUM
						CHECKED BY J. MAHER
						IN CHARGE J. MAHER
						DATE 04JUN08
REV	DATE	BY	SUB	APP	DESCRIPTION	
C	01MAR11				ISSUED FOR FINAL EIS PLAN SET	
B	31AUG09					
A	12AUG08					

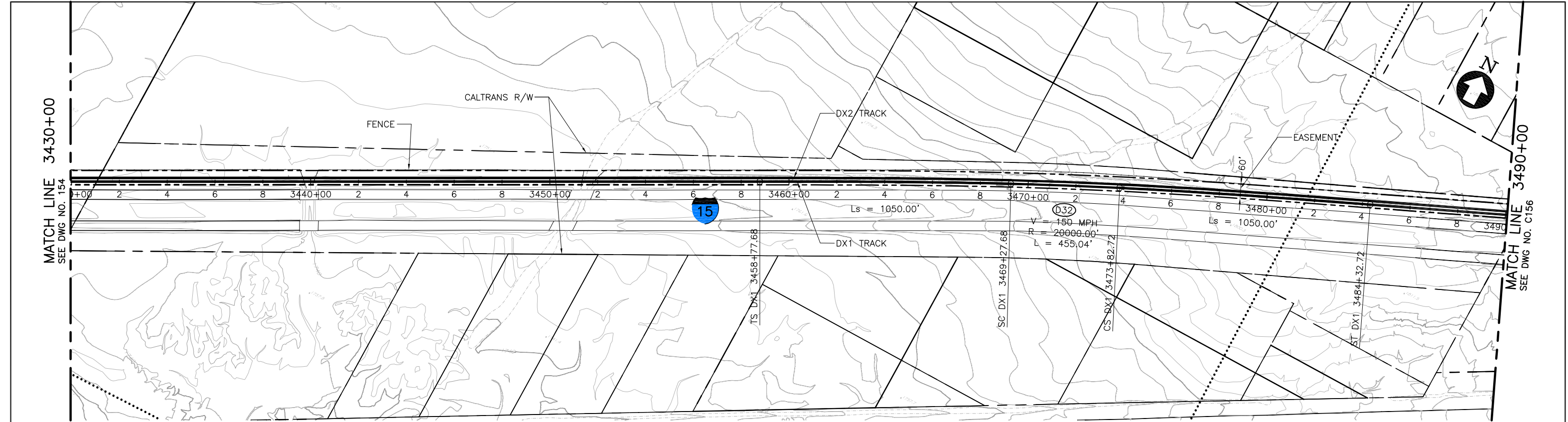
EARTH TECH | AECOM

2101 Webster St., Suite 1000  
Oakland, CA 94612  
Phone: (510) 419-6000  
Fax: (510) 419-5355  
F-C-55

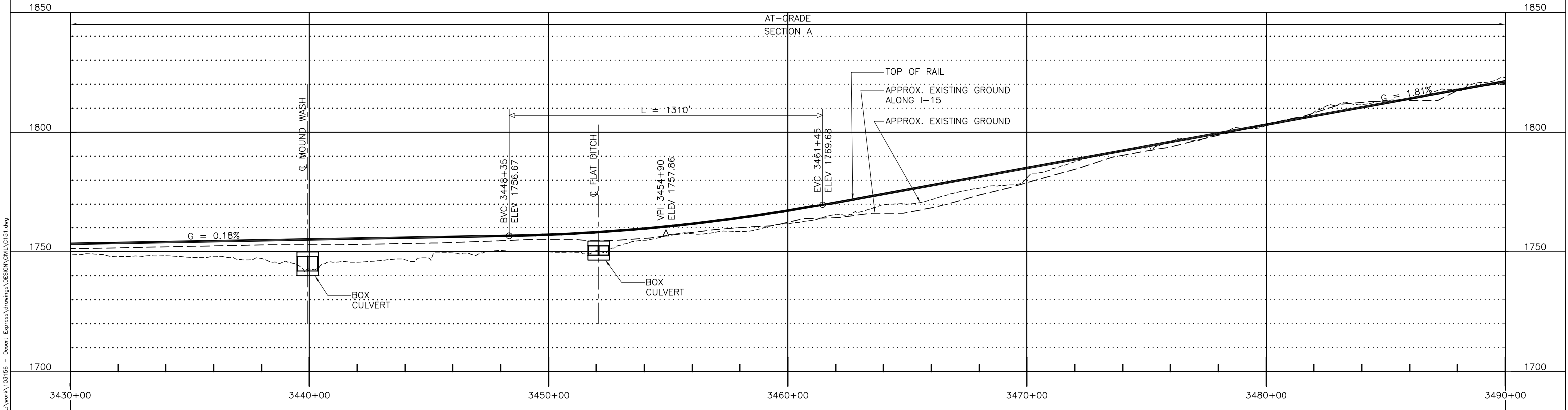
DESERTXPRESS  
PLAN AND PROFILE  
SEGMENT 3, ALTERNATIVE B  
STA. DX1 3370+00 TO DX1 3430+00  
SHEET 54

CADD FILENAME C151.dwg		
SIZE D	SCALE 1"=200'H; 1"=20'V	
CONTRACT NO.		
REV. C	SHEET NO. C154	PAGE NO.





PLAN



PROFILE

							DESIGNED BY T. LUNA
							DRAWN BY L. DIFUNTORUM
C	01MAR11					ISSUED FOR FINAL EIS PLAN SET	CHECKED BY J. MAHER
B	31AUG09						IN CHARGE J. MAHER
A	12AUG08						DATE 04JUN08
REV	DATE	BY	SUB	APP		DESCRIPTION	

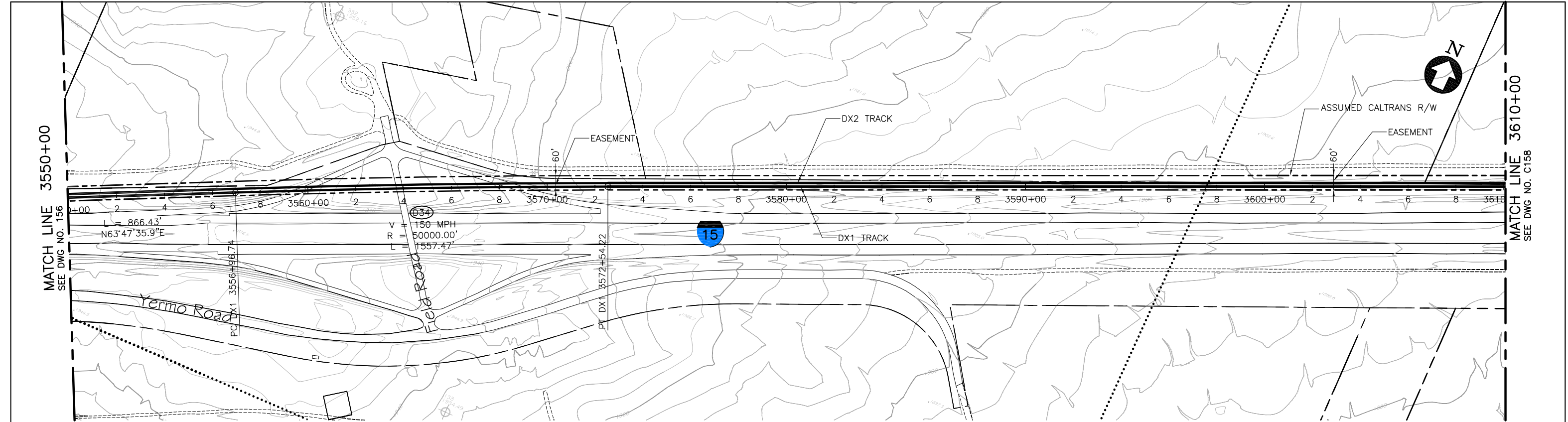
EARTH TECH | AECOM

2101 Webster St., Suite 1000  
Oakland, CA 94612  
Phone: (510) 419-6000  
Fax: (510) 419-5355  
F-C-56

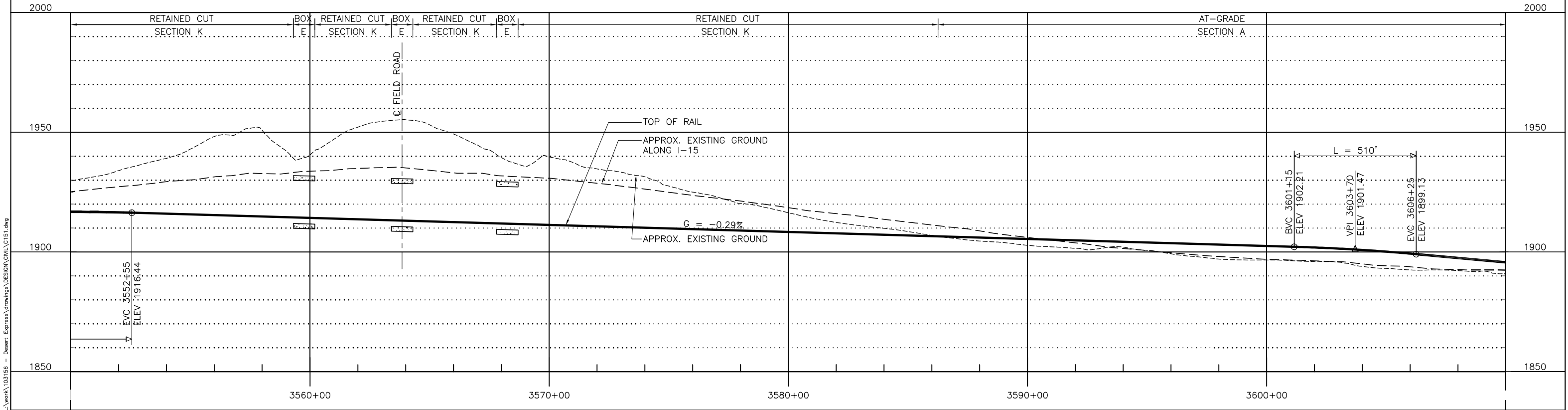
DESERTXPRESS			CADD FILENAME C151.dwg		
PLAN AND PROFILE			SIZE SCALE D 1"=200'H; 1"=20'V		
SEGMENT 3, ALTERNATIVE B			CONTRACT NO.		
STA. DX1 3430+00 TO DX1 3490+00			REV.	SHEET NO.	PAGE NO.
SHEET 55			C	C155	

Mar 07, 2011 - 9:39am L:\work\103156 - Desert Express\Drawings\DESIGN\DWG\C151.dwg

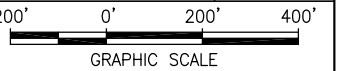




P L A N



P R O F I L E



						DESIGNED BY T. LUNA
						DRAWN BY L. DIFUNTORUM
						CHECKED BY J. MAHER
						IN CHARGE J. MAHER
						DATE 04JUN08
REV	DATE	BY	SUB	APP	DESCRIPTION	
C	01MAR11				ISSUED FOR FINAL EIS PLAN SET	
B	31AUG09					
A	12AUG08					

EARTH TECH

AECOM

2101 Webster St., Suite 1000  
Oakland, CA 94612  
Phone: (510) 419-6000  
Fax: (510) 419-5355  
F-C-58

DESERTXPRESS

PLAN AND PROFILE  
SEGMENT 3, ALTERNATIVE B  
STA. DX1 3550+00 TO DX1 3610+00  
SHEET 57

CADD FILENAME  
C151.dwg

SIZE SCALE  
D 1"=200'H; 1"=20'V

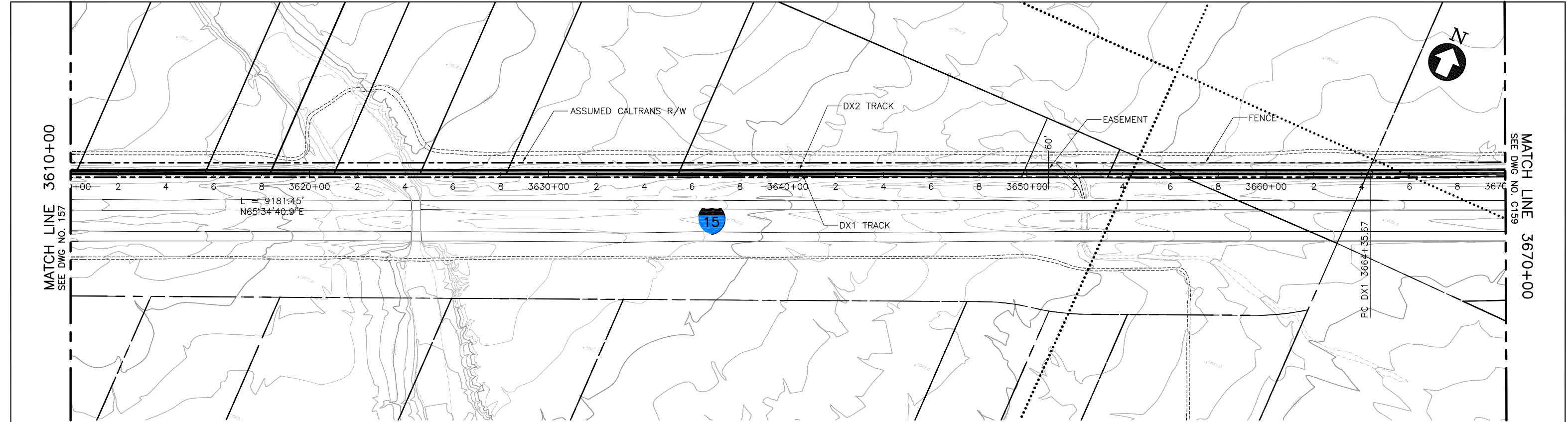
CONTRACT NO.

REV. C

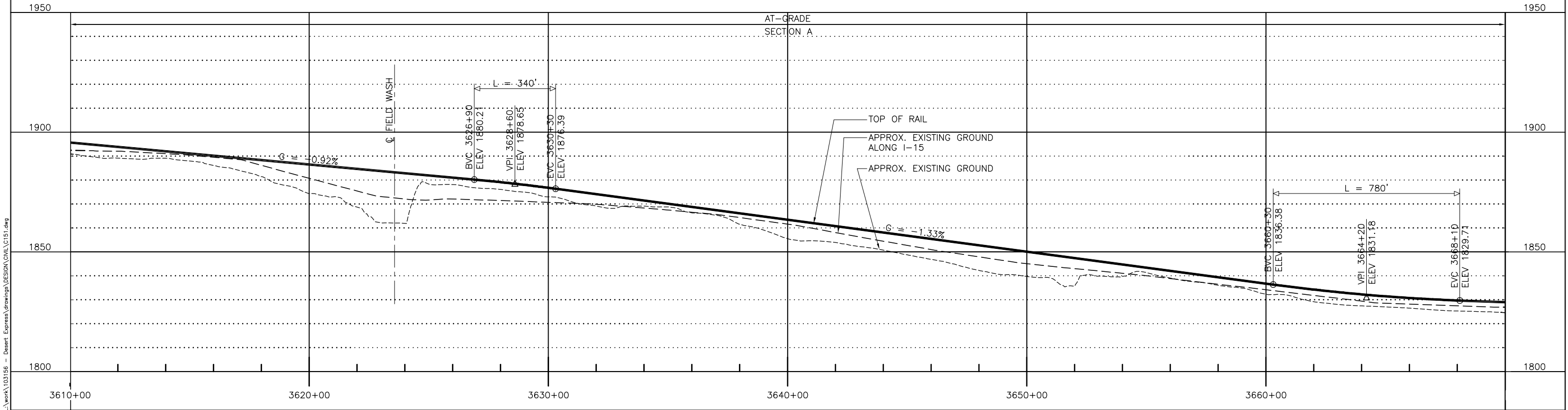
SHEET NO. C157

PAGE NO.





PLAN



PROFILE

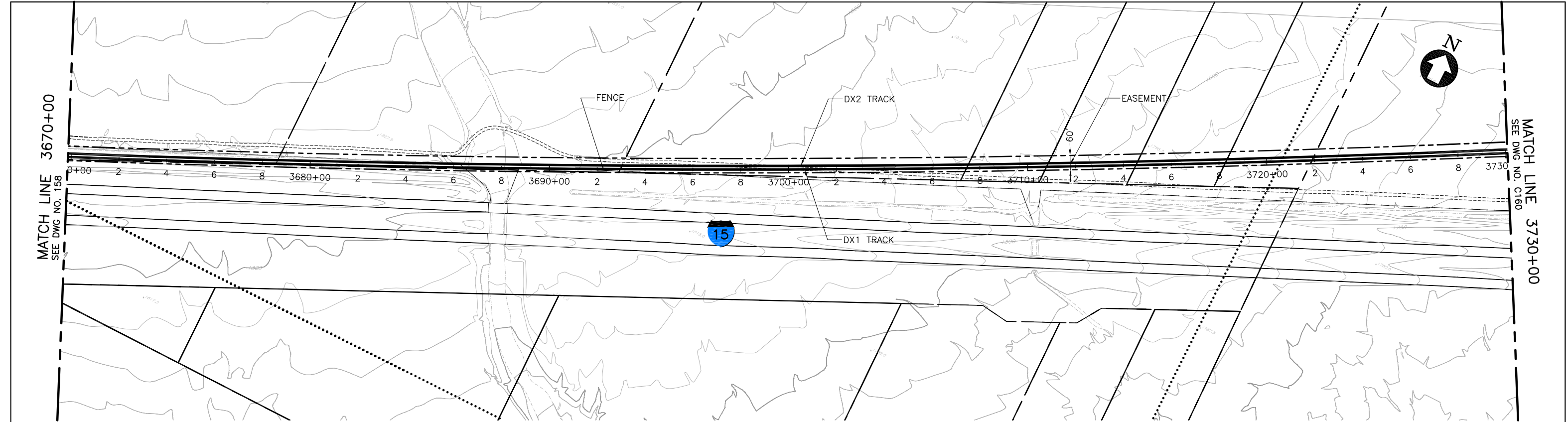
						DESIGNED BY T. LUNA
						DRAWN BY L. DIFUNTORUM
						CHECKED BY J. MAHER
						IN CHARGE J. MAHER
						DATE 04JUN08
REV	DATE	BY	SUB	APP	DESCRIPTION	
C	01MAR11				ISSUED FOR FINAL EIS PLAN SET	
B	31AUG09					
A	12AUG08					

EARTH TECH | AECOM

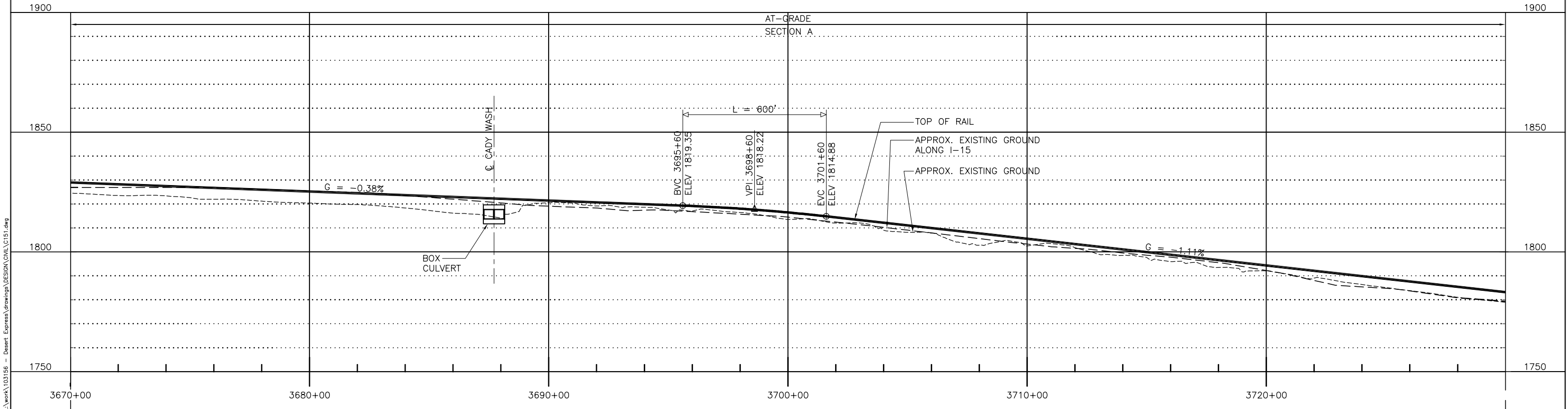
2101 Webster St., Suite 1000  
Oakland, CA 94612  
Phone: (510) 419-6000  
Fax: (510) 419-5355  
F-C-59

DESERTXPRESS  
PLAN AND PROFILE  
SEGMENT 3, ALTERNATIVE B  
STA. DX1 3610+00 TO DX1 3670+00  
SHEET 58

CADD FILENAME C151.dwg		
SIZE D	SCALE 1"=200'H; 1"=20'V	
CONTRACT NO.		
REV. C	SHEET NO. C158	PAGE NO.



PLAN



PROFILE



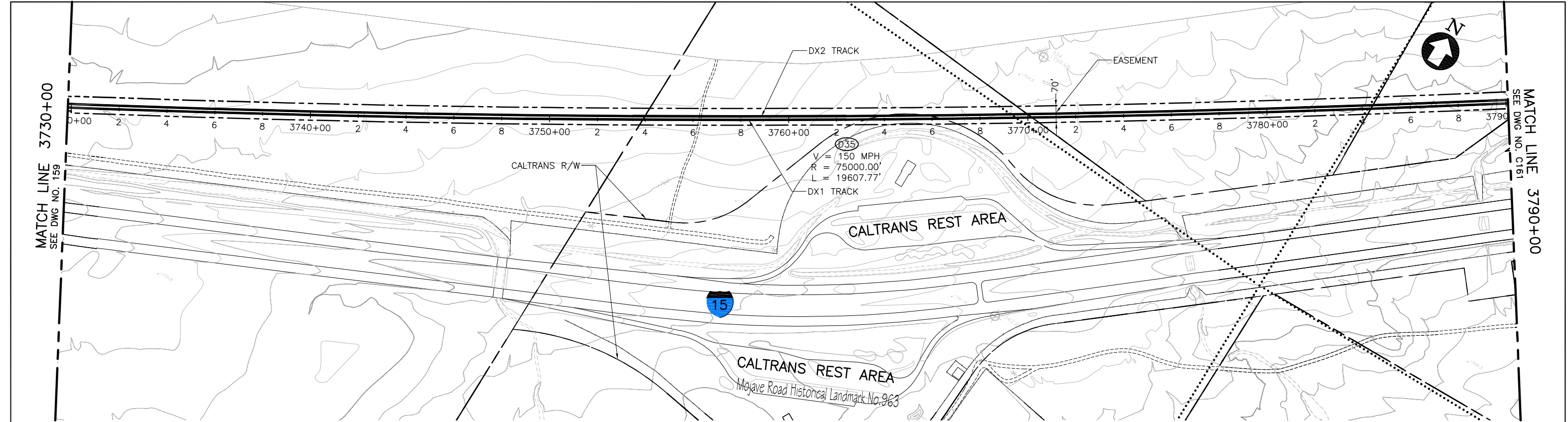
						DESIGNED BY T. LUNA
						DRAWN BY L. DIFUNTORUM
C	01MAR11				ISSUED FOR FINAL EIS PLAN SET	CHECKED BY J. MAHER
B	31AUG09					IN CHARGE J. MAHER
A	12AUG08					DATE 04JUN08
REV	DATE	BY	SUB	APP	DESCRIPTION	

EARTH TECH | AECOM

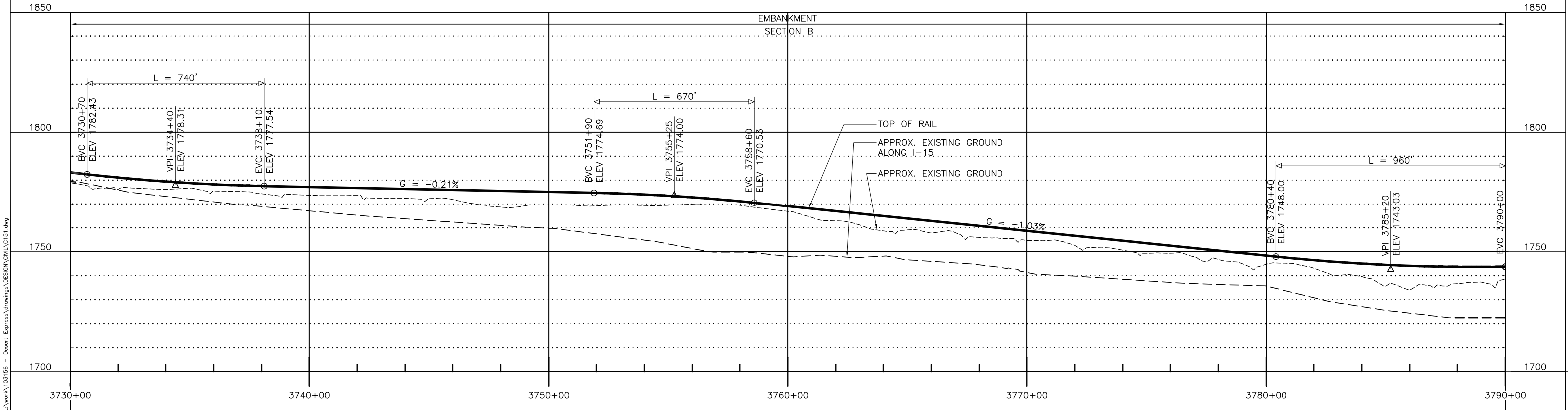
2101 Webster St., Suite 1000  
Oakland, CA 94612  
Phone: (510) 419-6000  
Fax: (510) 419-5355  
F-C-60

DESERTXPRESS  
PLAN AND PROFILE  
SEGMENT 3, ALTERNATIVE B  
STA. DX1 3670+00 TO DX1 3730+00  
SHEET 59

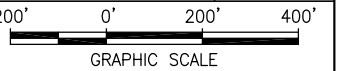
CADD FILENAME C151.dwg		
SIZE D	SCALE 1"=200'H; 1"=20'V	
CONTRACT NO.		
REV. C	SHEET NO. C159	PAGE NO.



P L A N



P R O F I L E



						DESIGNED BY T. LUNA
						DRAWN BY L. DIFUNTORUM
						CHECKED BY J. MAHER
						IN CHARGE J. MAHER
						DATE 04JUN08
REV	DATE	BY	SUB	APP	DESCRIPTION	
C	01MAR11				ISSUED FOR FINAL EIS PLAN SET	
B	31AUG09					
A	12AUG08					

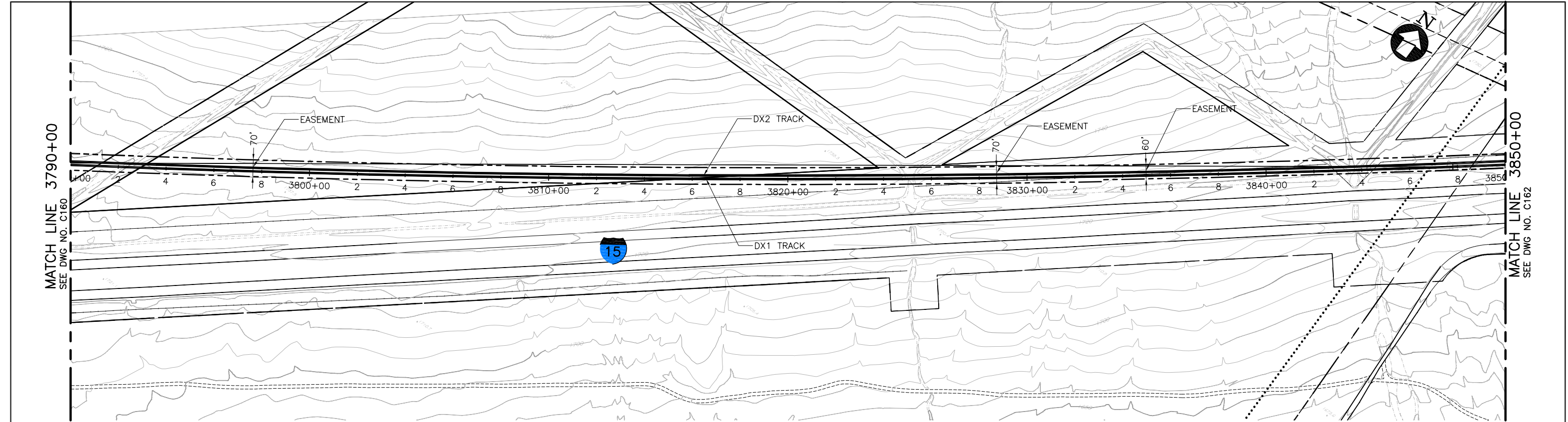
EARTH TECH | AECOM

2101 Webster St., Suite 1000  
Oakland, CA 94612  
Phone: (510) 419-6000  
Fax: (510) 419-5355  
F-C-61

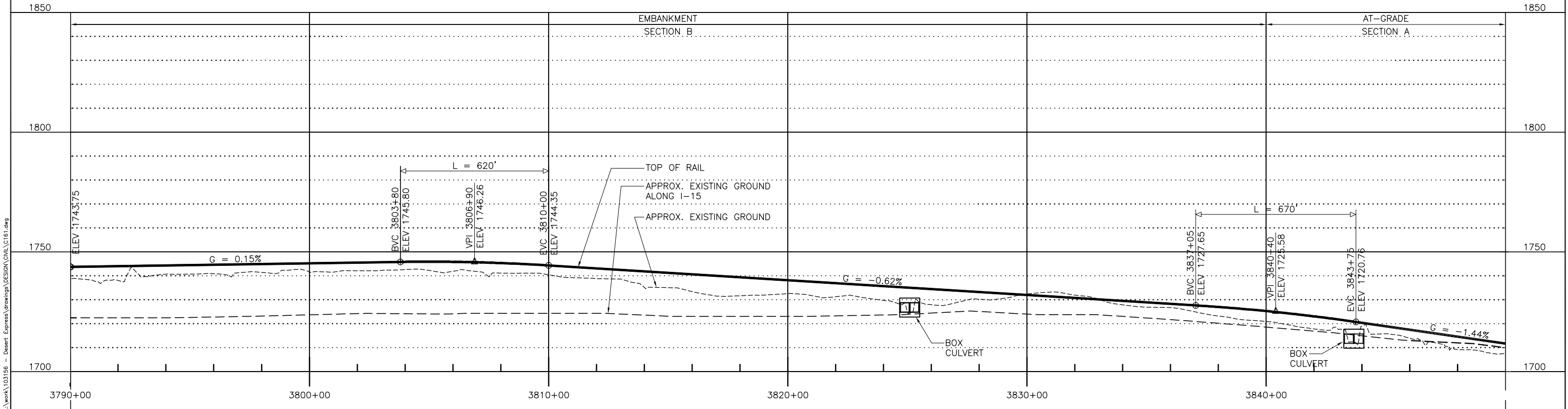
DESERTXPRESS  
PLAN AND PROFILE  
SEGMENT 3, ALTERNATIVE B  
STA. DX1 3730+00 TO DX1 3790+00  
SHEET 60

CADD FILENAME C151.dwg		
SIZE D	SCALE 1"=200'H; 1"=20'V	
CONTRACT NO.		
REV. C	SHEET NO. C160	PAGE NO.





PLAN



PROFILE



						DESIGNED BY T. LUNA
						DRAWN BY T. LUNA
						CHECKED BY J. MAHER
						IN CHARGE J. MAHER
						DATE 04JUN08
REV	DATE	BY	SUB	APP	DESCRIPTION	
C	01MAR11				ISSUED FOR FINAL EIS PLAN SET	
B	31AUG09					
A	12AUG08					

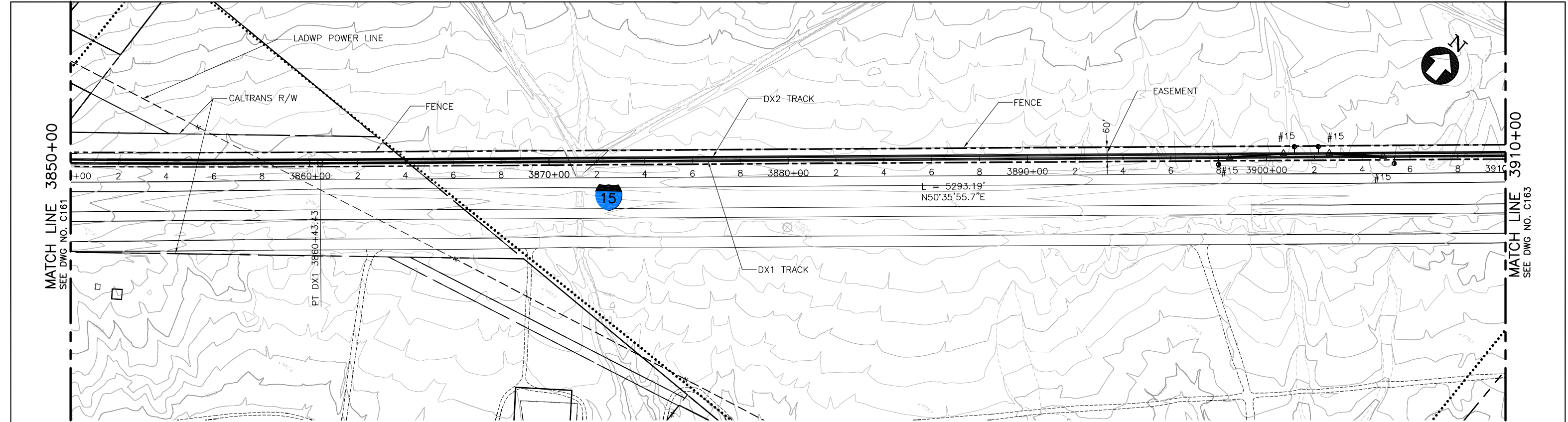
EARTH TECH | AECOM

2101 Webster St., Suite 1000  
Oakland, CA 94612  
Phone: (510) 419-6000  
Fax: (510) 419-5355  
F-C-62

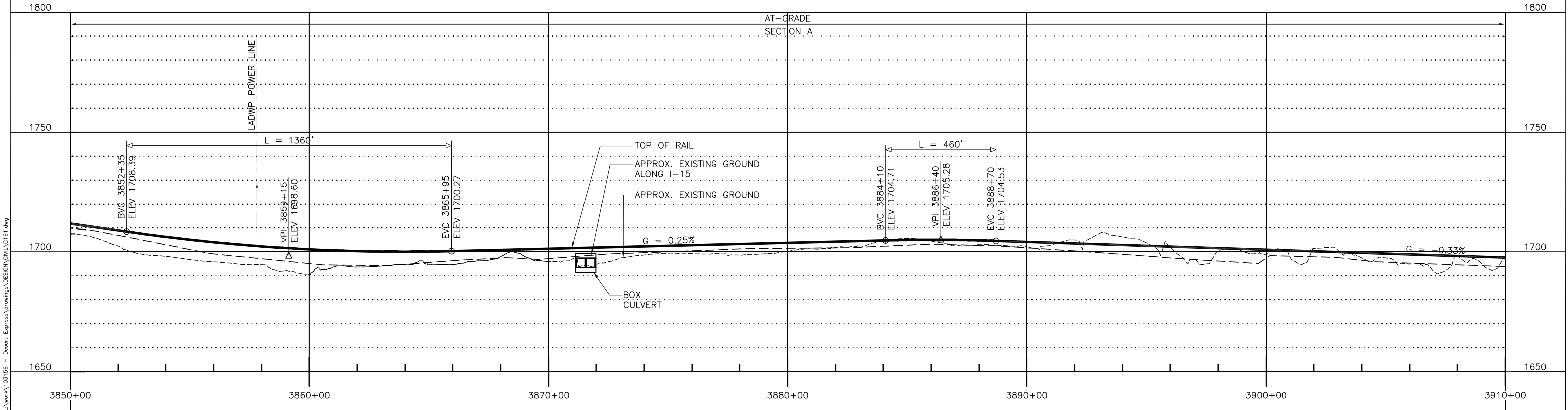
DESERTXPRESS  
PLAN AND PROFILE  
SEGMENT 3, ALTERNATIVE B  
STA. DX1 3790+00 TO DX1 3850+00  
SHEET 61

CADD FILENAME		
C161.dwg		
SIZE	SCALE	
D	1"=200'H; 1"=20'V	
CONTRACT NO.		
REV.	SHEET NO.	PAGE NO.
C	C161	

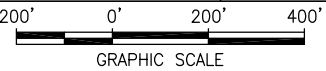




PLAN

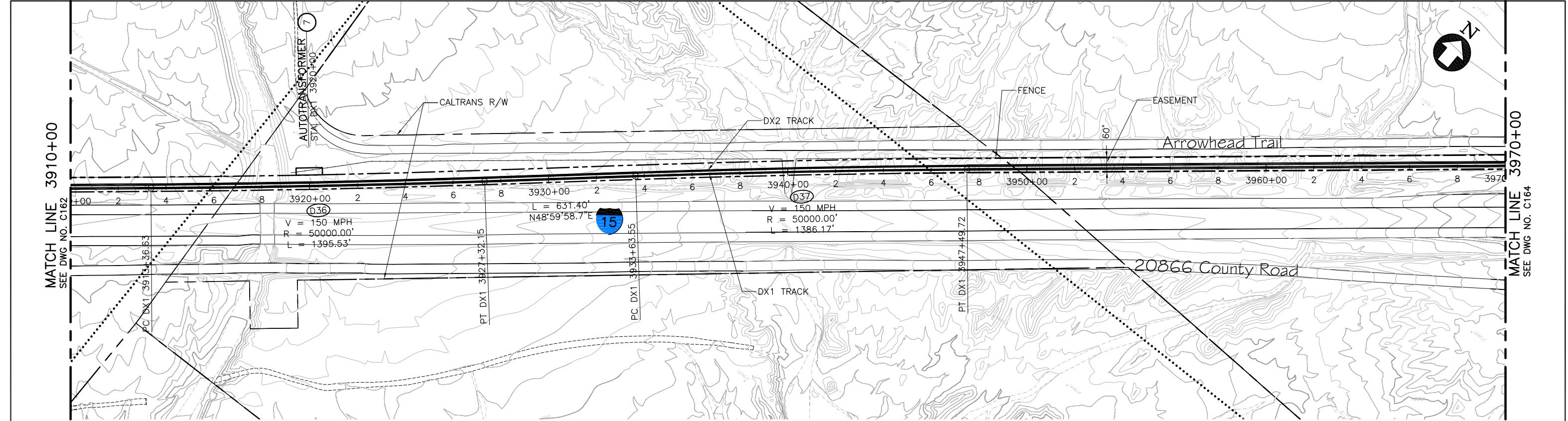


PROFILE

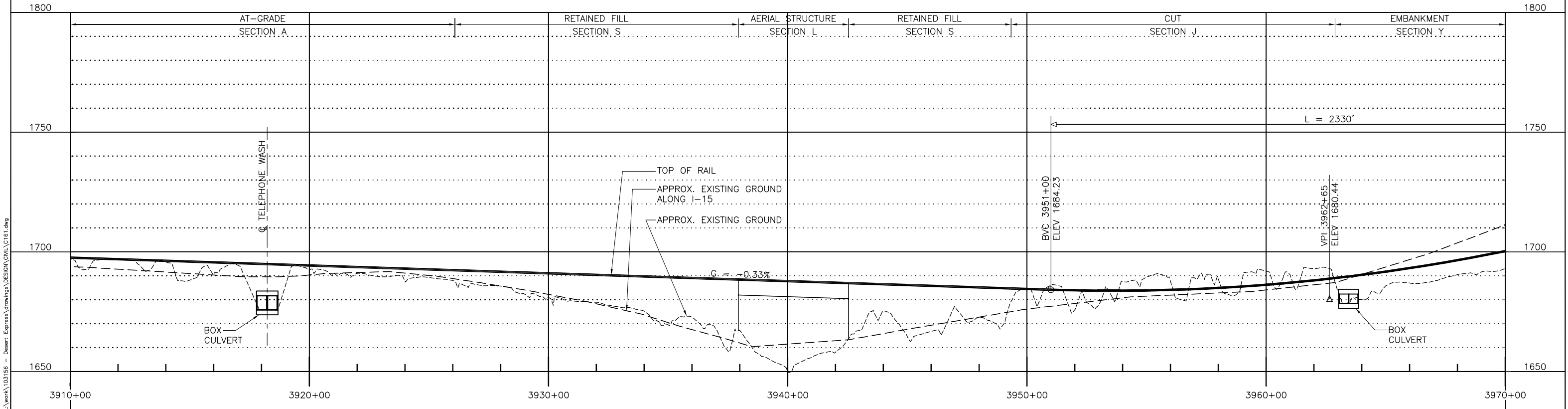


					DESIGNED BY T. LUNA	<div>EARTH TECH   AECOM</div> <div>2101 Webster St., Suite 1000 Oakland, CA 94612 Phone: (510) 419-6000 Fax: (510) 419-5355 F-C-63</div>			<div>DESERTXPRESS</div> <div>PLAN AND PROFILE SEGMENT 3, ALTERNATIVE B STA. DX1 3850+00 TO DX1 3910+00 SHEET 62</div>		CADD FILENAME C161.dwg		
					DRAWN BY T. LUNA						SIZE SCALE D 1"=200'H; 1"=20'V		
					CHECKED BY J. MAHER						CONTRACT NO.		
					IN CHARGE J. MAHER						REV.		
					DATE 20OCT08						SHEET NO. C162		
REV	DATE	BY	SUB	APP	DESCRIPTION						PAGE NO.		
C	01MAR11				ISSUED FOR FINAL EIS PLAN SET								
B	31AUG09												
A	12AUG08												

Mar 07, 2011 - 9:46am L:\work\103156 - Desert Express\Drawings\DESIGN\DWG\C161.dwg  
d:\functional



PLAN



PROFILE



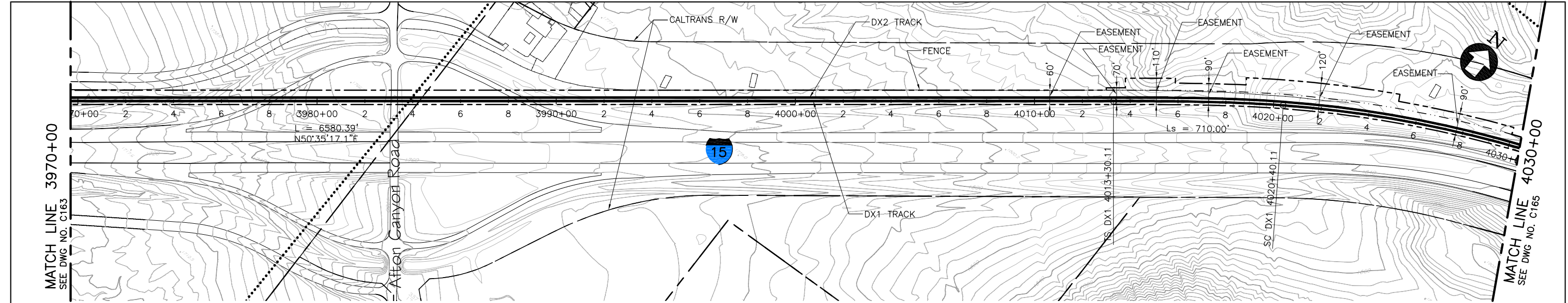
					DESIGNED BY T. LUNA							DESERTXPRESS			CADD FILENAME C161.dwg
D	01MAR11				DRAWN BY T. LUNA							PLAN AND PROFILE			SIZE SCALE D 1"=200'H; 1"=20'V
C	30DEC09				CHECKED BY J. MAHER							SEGMENT 3, ALTERNATIVE B			CONTRACT NO.
B	31AUG09				IN CHARGE J. MAHER							STA. DX1 3910+00 TO DX1 3970+00			REV. SHEET NO. PAGE NO.
A	12AUG08				DATE 04JUN08							SHEET 63			D C163
REV	DATE	BY	SUB	APP	DESCRIPTION										

d:\functional\ Mar 07, 2011 - 9:46am L:\work\103156 - Desert Express\Drawings\DESIGN\DWG\C161.dwg

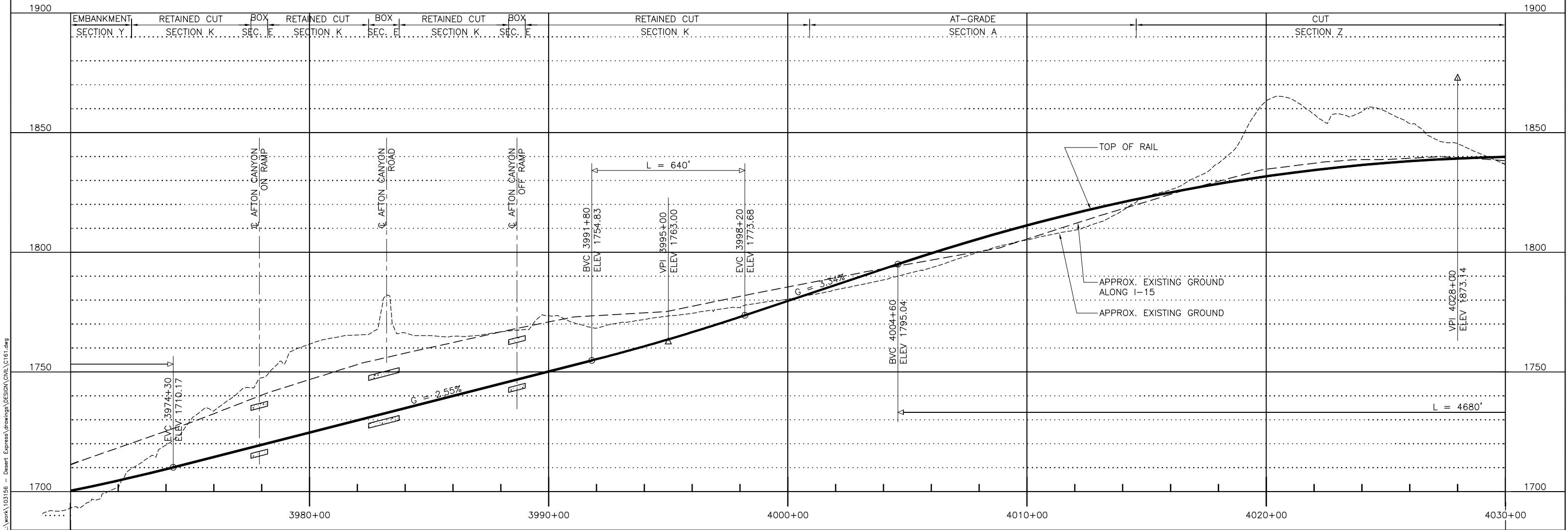
EARTH TECH | AECOM

2101 Webster St., Suite 1000  
Oakland, CA 94612  
Phone: (510) 419-6000  
Fax: (510) 419-5355  
F-C-64





PLAN



PROFILE

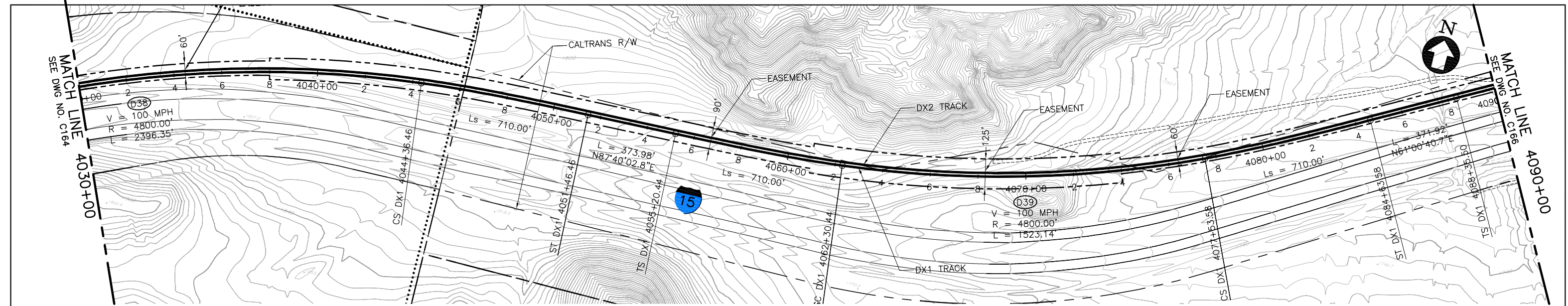
						DESIGNED BY T. LUNA
D	01MAR11					DRAWN BY T. LUNA
C	30DEC09					CHECKED BY J. MAHER
B	31AUG09					IN CHARGE J. MAHER
A	12AUG08					DATE 04JUN08
REV	DATE	BY	SUB	APP	DESCRIPTION	

EARTH TECH | AECOM

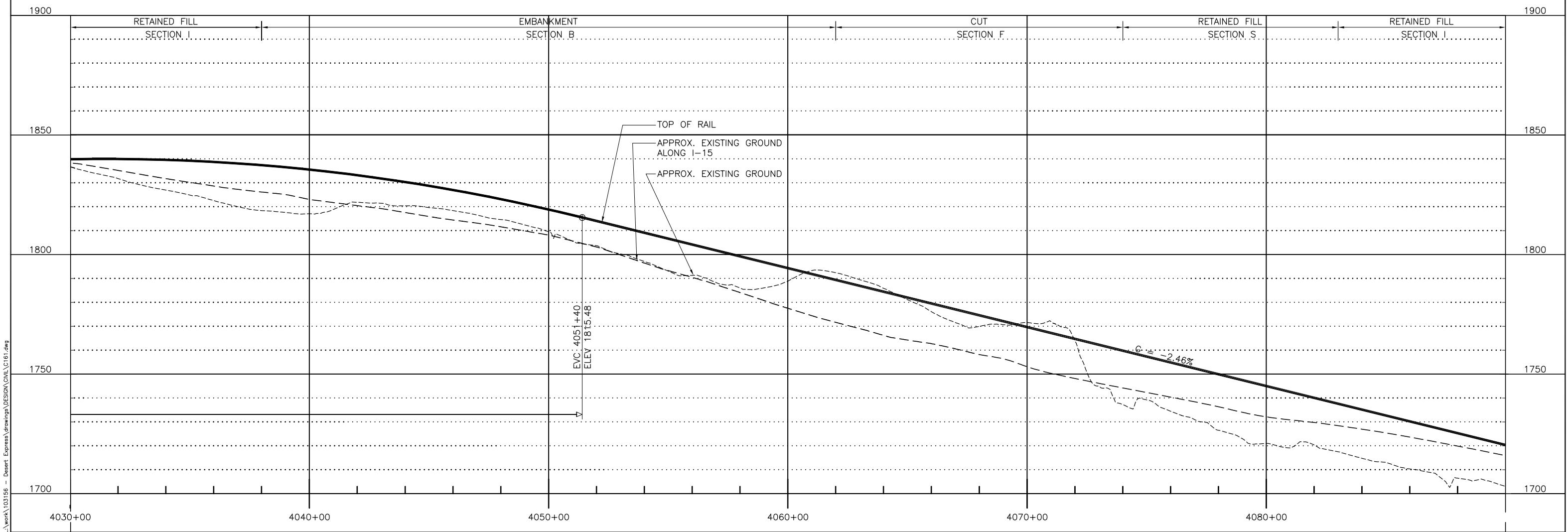
2101 Webster St., Suite 1000  
Oakland, CA 94612  
Phone: (510) 419-6000  
Fax: (510) 419-5355  
F-C-65

DESERTXPRESS  
PLAN AND PROFILE  
SEGMENT 3, ALTERNATIVE B  
STA. DX1 3970+00 TO DX1 4030+00  
SHEET 64

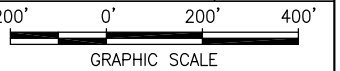
CADD FILENAME C161.dwg		
SIZE D	SCALE 1"=200'H; 1"=20'V	
CONTRACT NO.		
REV. D	SHEET NO. C164	PAGE NO.



PLAN



PROFILE



Mar 07, 2011 - 9:47am L:\work\103156 - Desert Express\Drawings\DESIGN\DWG\C161.dwg

						DESIGNED BY T. LUNA
						DRAWN BY T. LUNA
C	01MAR11				ISSUED FOR FINAL EIS PLAN SET	CHECKED BY J. MAHER
B	31AUG09					IN CHARGE J. MAHER
A	12AUG08					DATE 04JUN08
REV	DATE	BY	SUB	APP	DESCRIPTION	

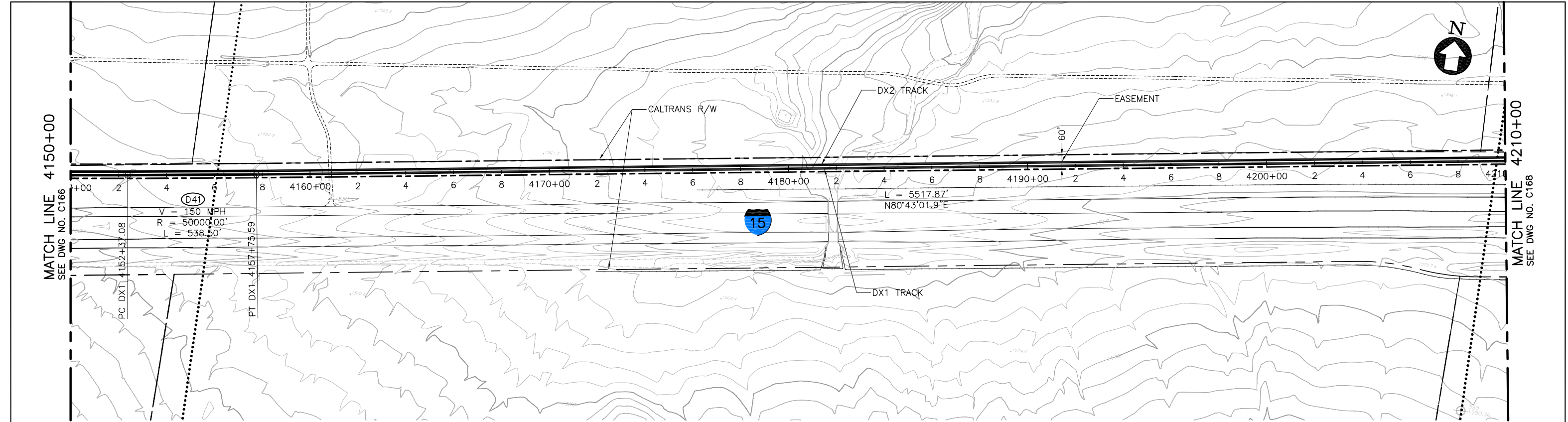
EARTH TECH | AECOM

2101 Webster St., Suite 1000  
Oakland, CA 94612  
Phone: (510) 419-6000  
Fax: (510) 419-5355  
F-C-66

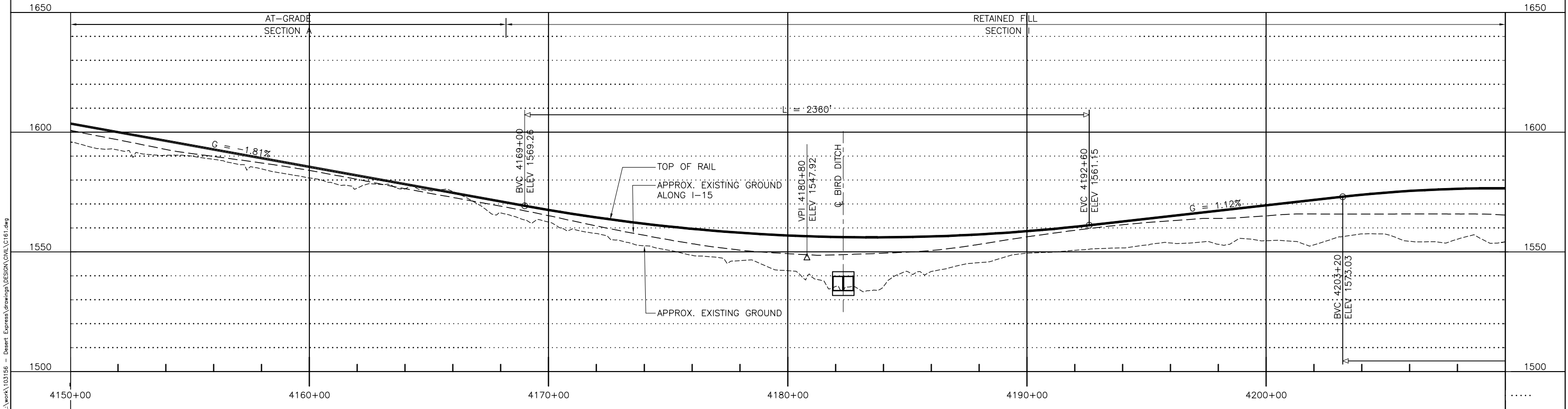
DESERTXPRESS			CADD FILENAME C161.dwg		
PLAN AND PROFILE			SIZE	SCALE	
SEGMENT 3, ALTERNATIVE B			D	1"=200'H; 1"=20'V	
STA. DX1 4030+00 TO DX1 4090+00			CONTRACT NO.		
REV.	SHEET NO.	PAGE NO.			
C	C165				







PLAN



PROFILE

						DESIGNED BY T. LUNA
						DRAWN BY T. LUNA
C	01MAR11				ISSUED FOR FINAL EIS PLAN SET	CHECKED BY J. MAHER
B	31AUG09					IN CHARGE J. MAHER
A	12AUG08					DATE 04JUN08
REV	DATE	BY	SUB	APP	DESCRIPTION	

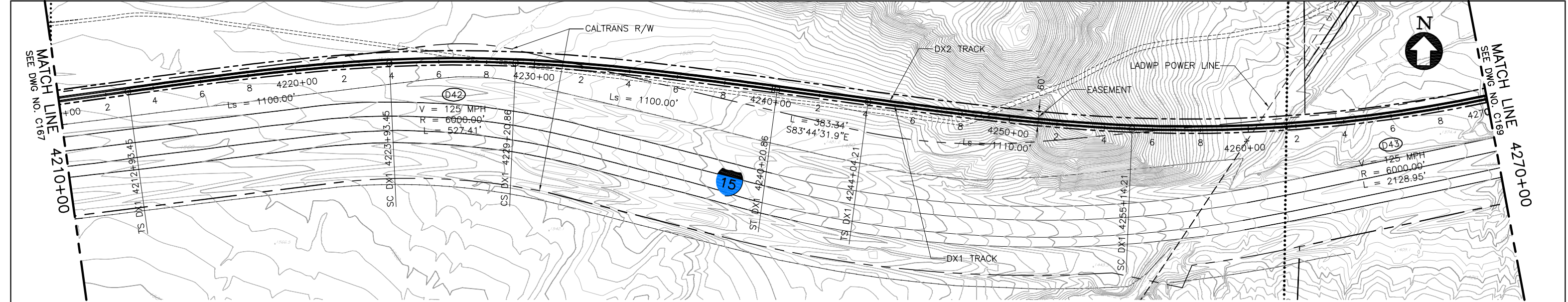
EARTH TECH | AECOM

2101 Webster St., Suite 1000  
Oakland, CA 94612  
Phone: (510) 419-6000  
Fax: (510) 419-5355  
F-C-68

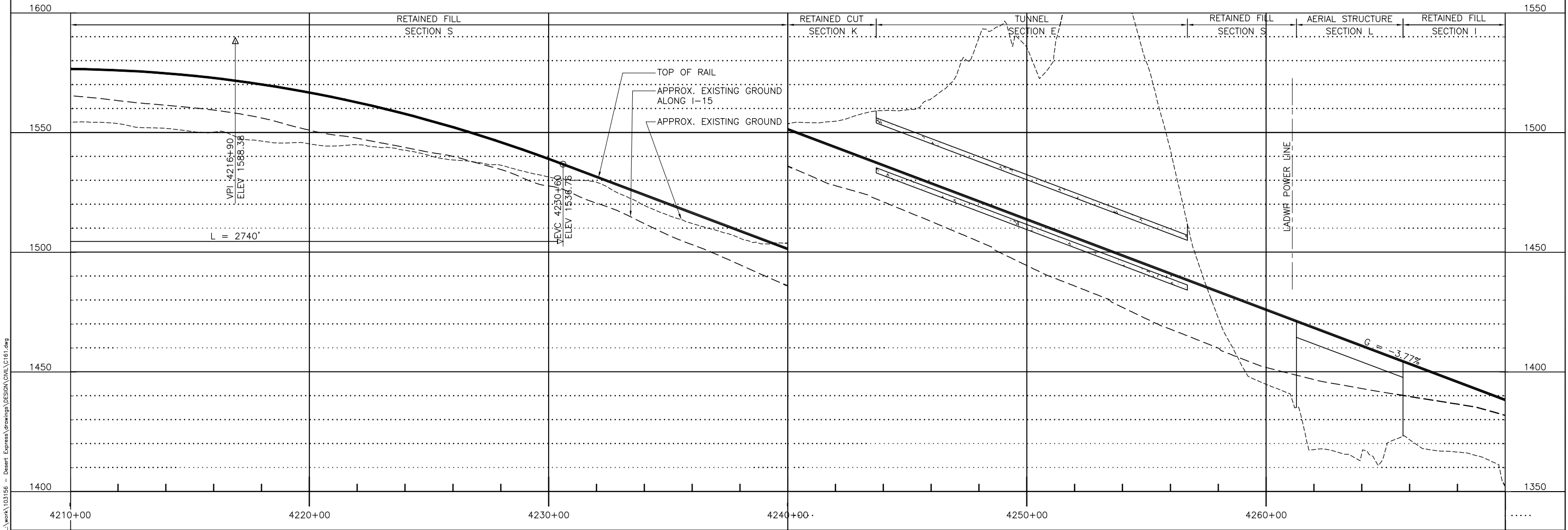
DESERTXPRESS  
PLAN AND PROFILE  
SEGMENT 3, ALTERNATIVE B  
STA. DX1 4150+00 TO DX1 4210+00  
SHEET 67

CADD FILENAME C161.dwg		
SIZE D	SCALE 1"=200'H; 1"=20'V	
CONTRACT NO.		
REV. C	SHEET NO. C167	PAGE NO.





PLAN



PROFILE

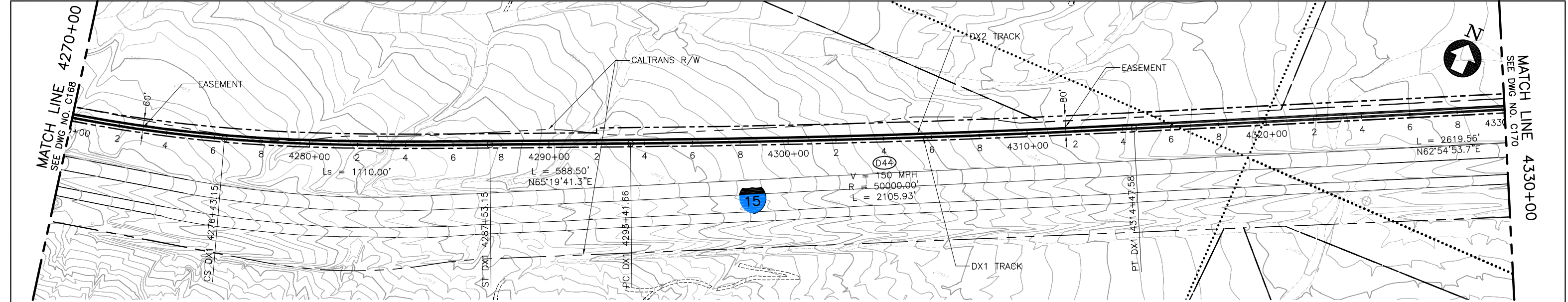
						DESIGNED BY T. LUNA
D	01MAR11					DRAWN BY T. LUNA
C	30DEC09					CHECKED BY J. MAHER
B	31AUG09					IN CHARGE J. MAHER
A	12AUG08					DATE 20OCT08
REV	DATE	BY	SUB	APP	DESCRIPTION	

EARTH TECH | AECOM

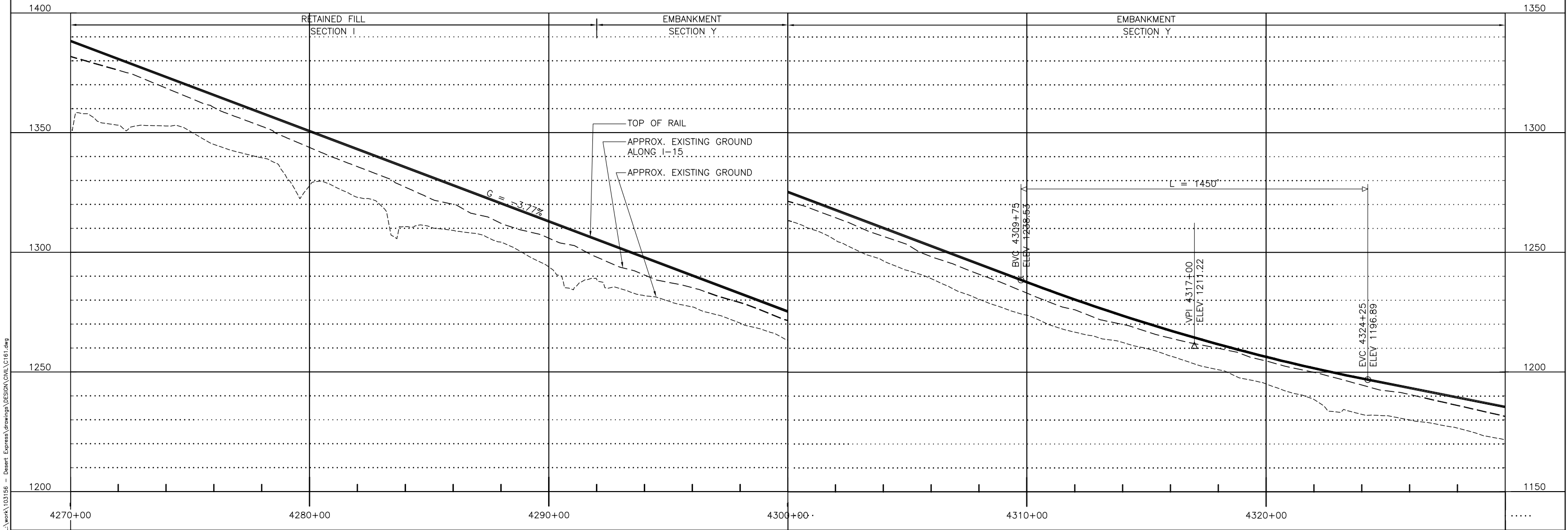
2101 Webster St., Suite 1000  
Oakland, CA 94612  
Phone: (510) 419-6000  
Fax: (510) 419-5355  
F-C-69

DESERTXPRESS			CADD FILENAME C161.dwg		
PLAN AND PROFILE			SIZE	SCALE	
SEGMENT 3, ALTERNATIVE B			D	1"=200'H; 1"=20'V	
STA. DX1 4210+00 TO DX1 4270+00			CONTRACT NO.		
REV.	SHEET NO.	PAGE NO.			
D	C168				





PLAN



PROFILE



Mar 07, 2011

diffuser.mxd

D	01MAR11				ISSUED FOR FINAL EIS PLAN SET
C	30DEC09				
B	31AUG09				
A	12AUG08				
REV	DATE	BY	SUB	APP	DESCRIPTION

DESIGNED BY  
T. LUNA

DRAWN BY  
T. LUNA

CHECKED BY  
J. MAHER

IN CHARGE  
J. MAHER

DATE  
04JUN08

EARTH TECH

AECOM

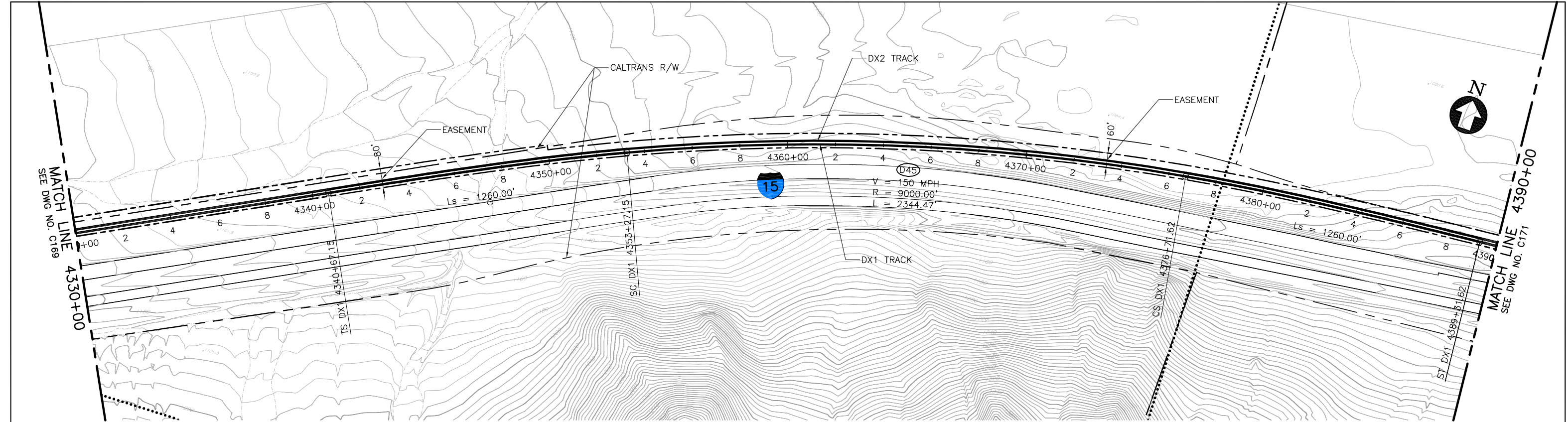
2101 Webster St., Suite 1000  
Oakland, CA 94612  
Phone: (510) 419-6000  
Fax: (510) 419-5355  
F-C-70

DESERTXPRESS

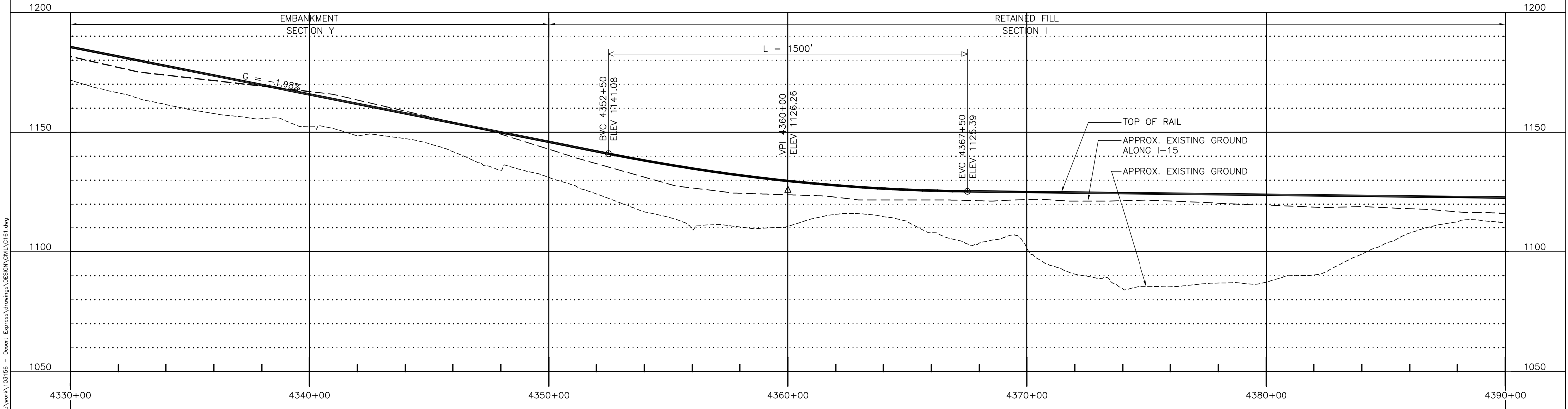
PLAN AND PROFILE  
SEGMENT 3, ALTERNATIVE B  
STA. DX1 4270+00 TO DX1 4330+00  
SHEET 69

CADD FILENAME C161.dwg		
SIZE D	SCALE 1"=200'H; 1"=20'V	
CONTRACT NO.		
REV. D	SHEET NO. C169	PAGE NO.

Mar 07, 2011 - 9:49am L:\work\103156 - Desert Express\Drawings\DESIGN\DWG\C161.dwg  
d:\functional



PLAN



PROFILE

					DESIGNED BY T. LUNA
					DRAWN BY T. LUNA
					CHECKED BY J. MAHER
					IN CHARGE J. MAHER
					DATE 04JUN08
REV	DATE	BY	SUB	APP	DESCRIPTION
D	01MAR11				ISSUED FOR FINAL EIS PLAN SET
C	30DEC09				
B	31AUG09				
A	12AUG08				

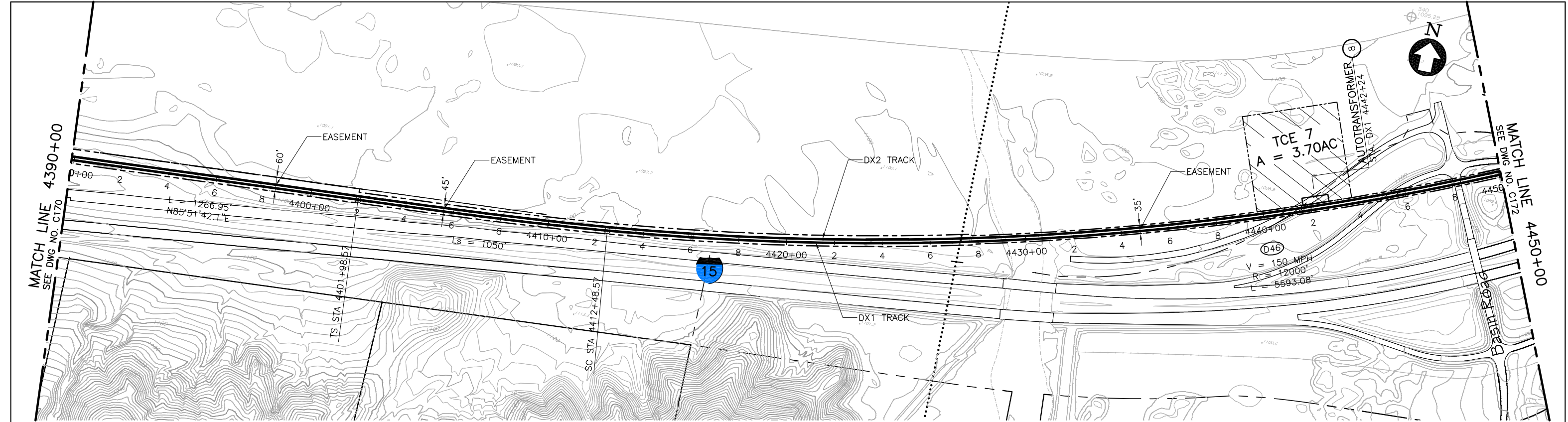
EARTH TECH | AECOM

2101 Webster St., Suite 1000  
Oakland, CA 94612  
Phone: (510) 419-6000  
Fax: (510) 419-5355  
F-C-71

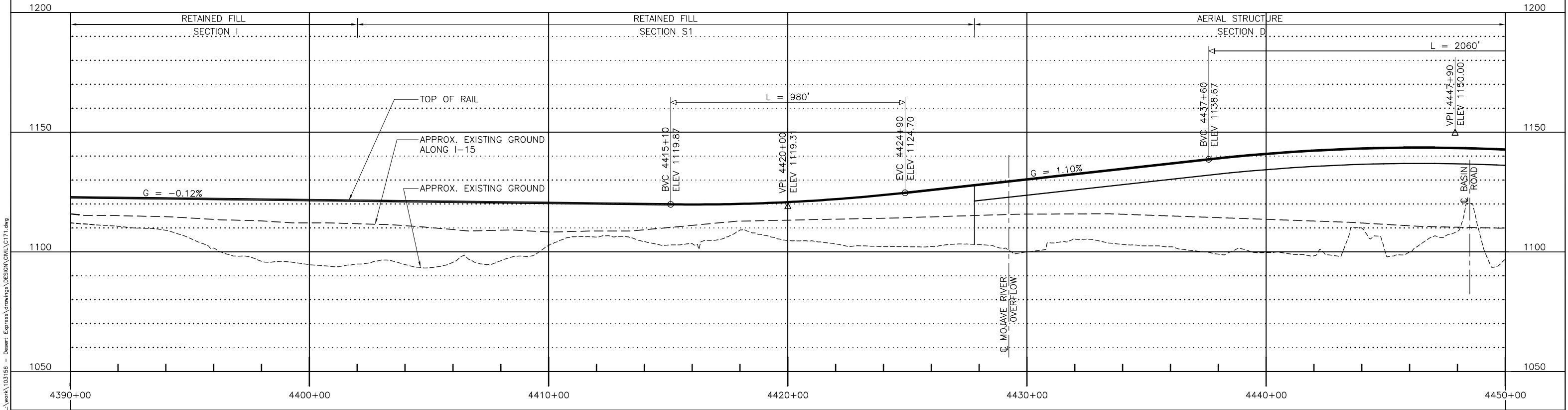
DESERTXPRESS  
PLAN AND PROFILE  
SEGMENT 3, ALTERNATIVE B  
STA. DX1 4330+00 TO DX1 4390+00  
SHEET 70

CADD FILENAME C161.dwg		
SIZE D	SCALE 1"=200'H; 1"=20'V	
CONTRACT NO.		
REV. D	SHEET NO. C170	PAGE NO.





PLAN



PROFILE

						DESIGNED BY T. LUNA
						DRAWN BY T. LUNA
D	01MAR11				RE-ISSUED FOR FINAL EIS PLAN SET	CHECKED BY J. MAHER
C	19NOV10				ISSUED FOR FINAL EIS PLAN SET	IN CHARGE J. MAHER
B	31AUG09					DATE 04JUN08
A	12AUG08					
REV	DATE	BY	SUB	APP	DESCRIPTION	

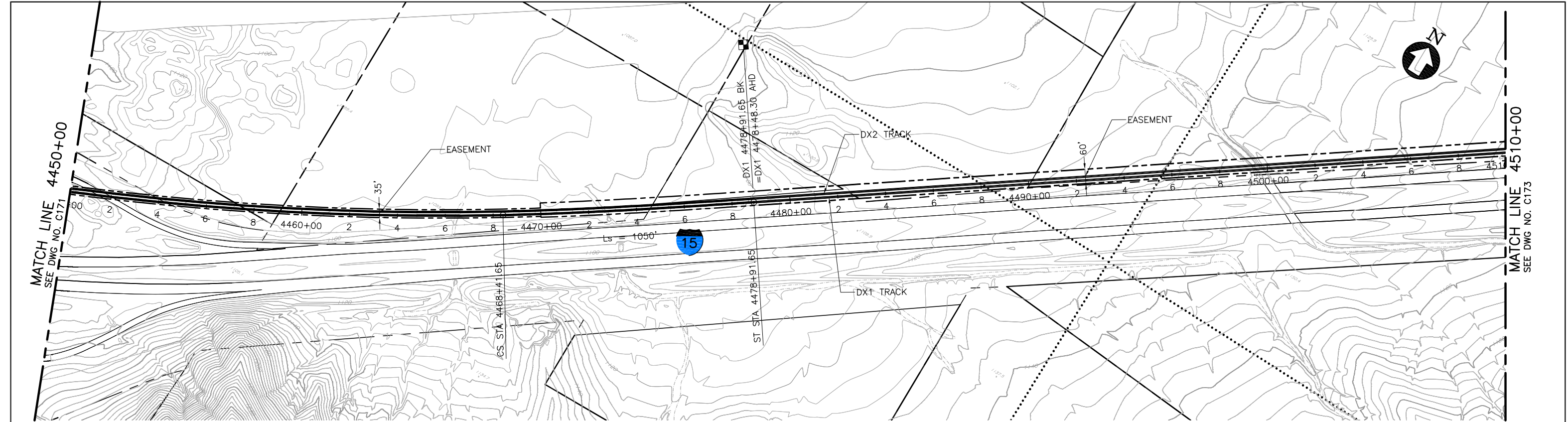
EARTH TECH | AECOM

2101 Webster St., Suite 1000  
Oakland, CA 94612  
Phone: (510) 419-6000  
Fax: (510) 419-5355  
F-C-72

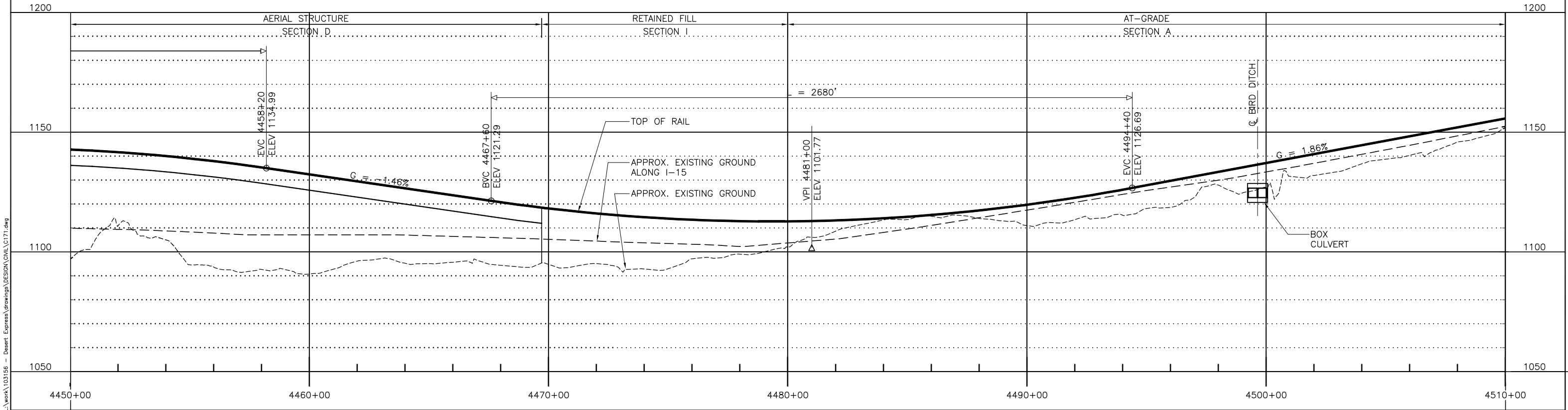
DESERTXPRESS  
PLAN AND PROFILE  
SEGMENT 3, ALTERNATIVE B  
STA. DX1 4390+00 TO DX1 4450+00  
SHEET 71

CADD FILENAME C171.dwg
SIZE SCALE D 1"=200'H; 1"=20'V
CONTRACT NO.
REV. D
SHEET NO. C171
PAGE NO.





PLAN



PROFILE

						DESIGNED BY T. LUNA
						DRAWN BY T. LUNA
						CHECKED BY J. MAHER
						IN CHARGE J. MAHER
						DATE 04JUN08
REV	DATE	BY	SUB	APP	DESCRIPTION	
C	01MAR11				ISSUED FOR FINAL EIS PLAN SET	
B	31AUG09					
A	12AUG08					

EARTH TECH | AECOM

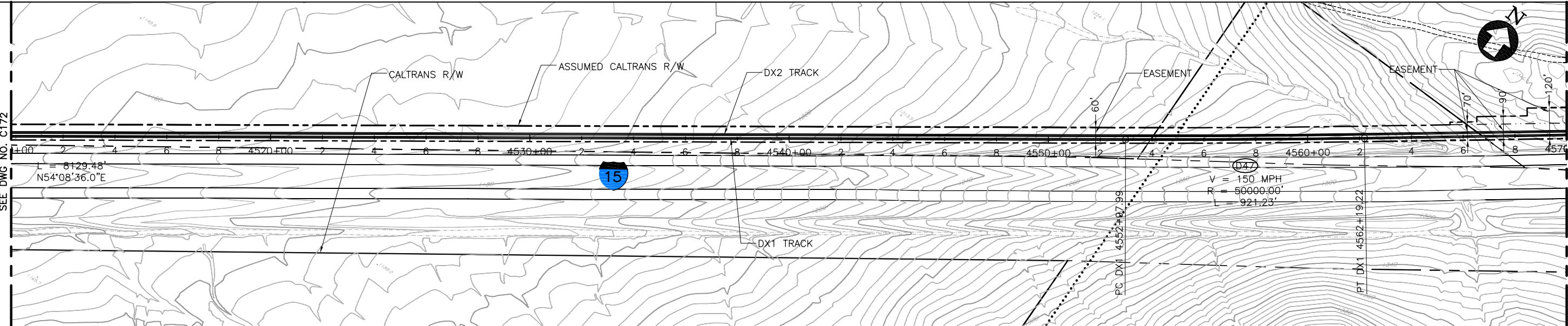
2101 Webster St., Suite 1000  
Oakland, CA 94612  
Phone: (510) 419-6000  
Fax: (510) 419-5355  
F-C-73

DESERTXPRESS  
PLAN AND PROFILE  
SEGMENT 3, ALTERNATIVE B  
STA. DX1 4450+00 TO DX1 4510+00  
SHEET 72

CADD FILENAME C171.dwg		
SIZE D	SCALE 1"=200'H; 1"=20'V	
CONTRACT NO.		
REV. C	SHEET NO. C172	PAGE NO.

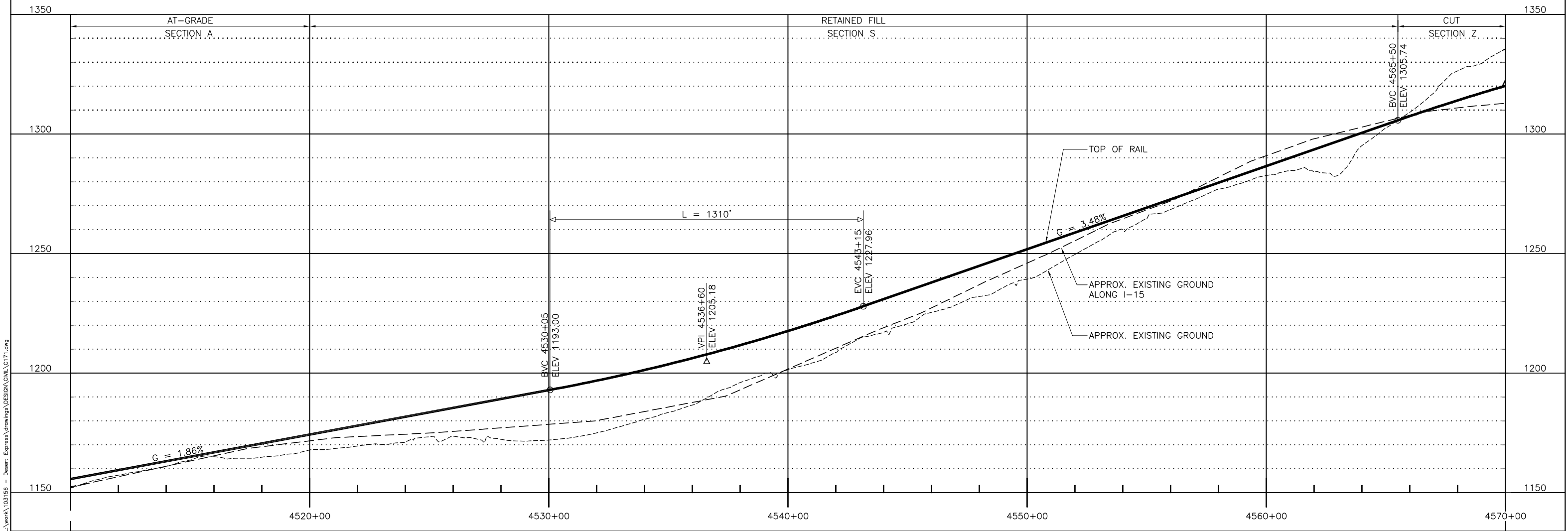
d:\functional\ Mar 07, 2011 - 9:51am L:\work\03156 - Desert Express\Drawings\DESIGN\DWG\C171.dwg

MATCH LINE 4510+00  
SEE DWG NO. C172



MATCH LINE 4570+00  
SEE DWG NO. C174

PLAN



PROFILE

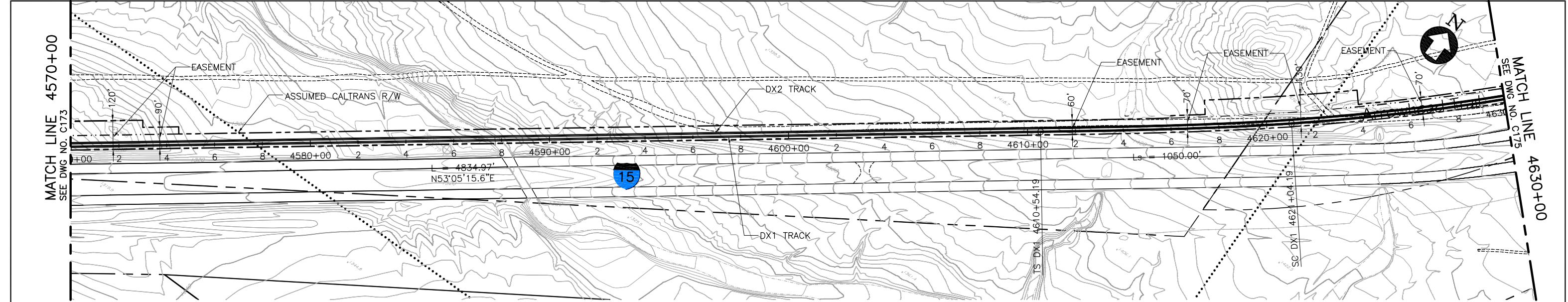
REV	DATE	BY	SUB	APP	DESCRIPTION	DESIGNED BY T. LUNA	DRAWN BY T. LUNA	CHECKED BY J. MAHER	IN CHARGE J. MAHER	DATE 04JUN08
D	01MAR11				ISSUED FOR FINAL EIS PLAN SET					
C	30DEC09									
B	31AUG09									
A	12AUG08									

EARTH TECH | AECOM

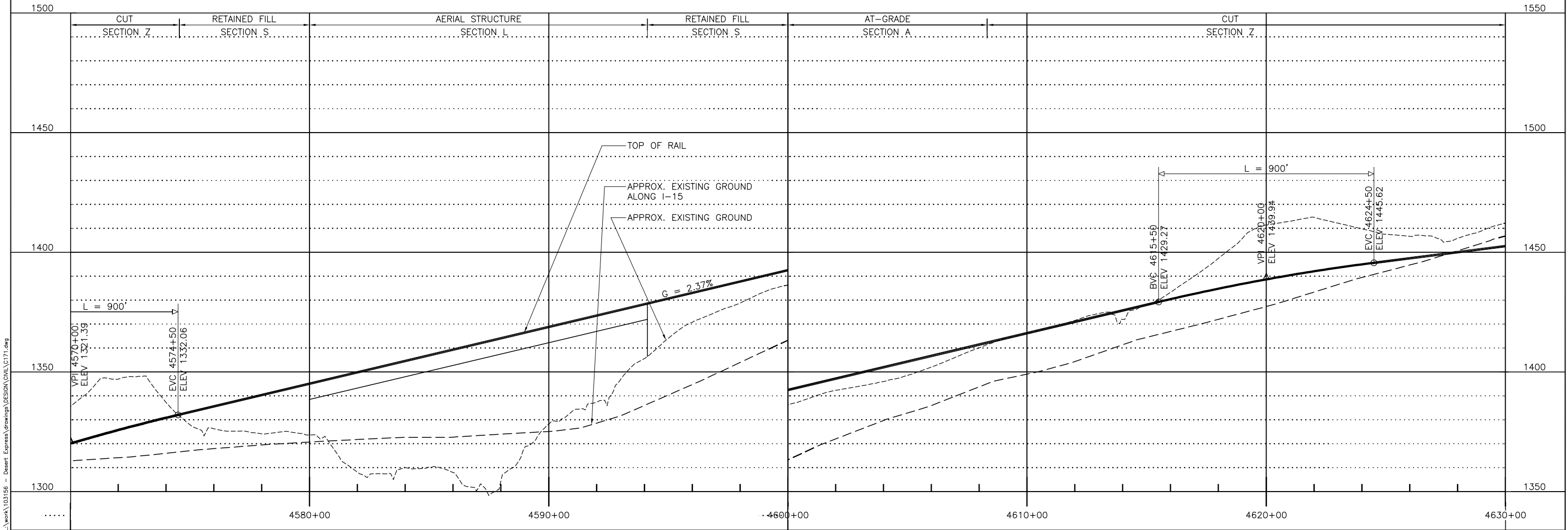
2101 Webster St., Suite 1000  
Oakland, CA 94612  
Phone: (510) 419-6000  
Fax: (510) 419-5355  
F-C-74

DESERTXPRESS  
PLAN AND PROFILE  
SEGMENT 3, ALTERNATIVE B  
STA. DX1 4510+00 TO DX1 4570+00  
SHEET 73

CADD FILENAME C171.dwg		
SIZE D	SCALE 1"=200'H; 1"=20'V	
CONTRACT NO.		
REV. D	SHEET NO. C173	PAGE NO.



PLAN



PROFILE

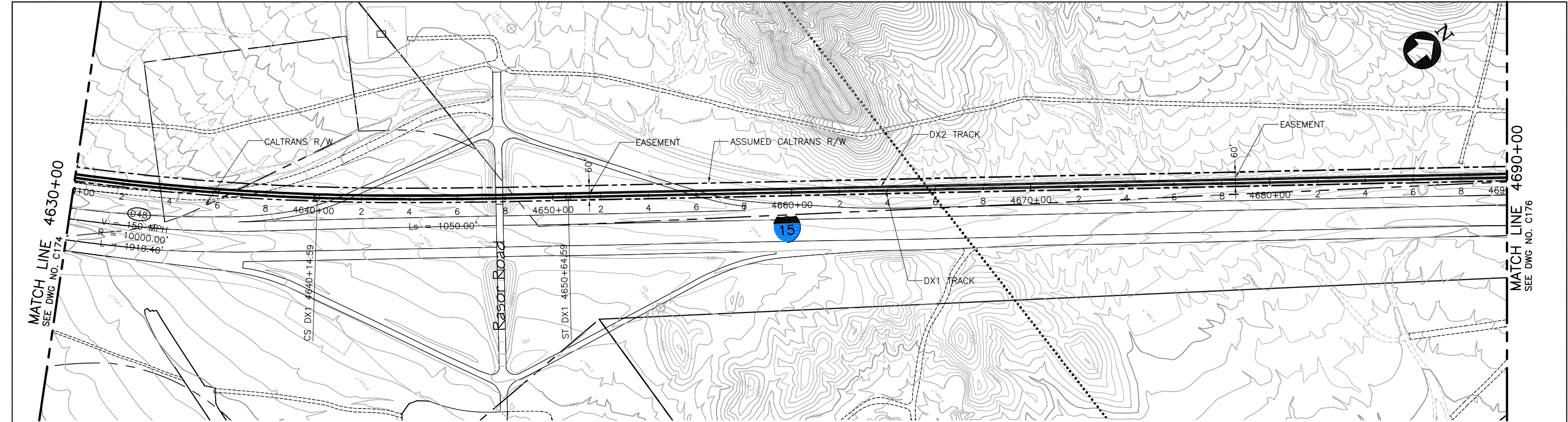
						DESIGNED BY T. LUNA
						DRAWN BY T. LUNA
D	01MAR11				ISSUED FOR FINAL EIS PLAN SET	CHECKED BY J. MAHER
C	30DEC09					IN CHARGE J. MAHER
B	31AUG09					DATE 04JUN08
A	12AUG08					
REV	DATE	BY	SUB	APP	DESCRIPTION	

EARTH TECH | AECOM

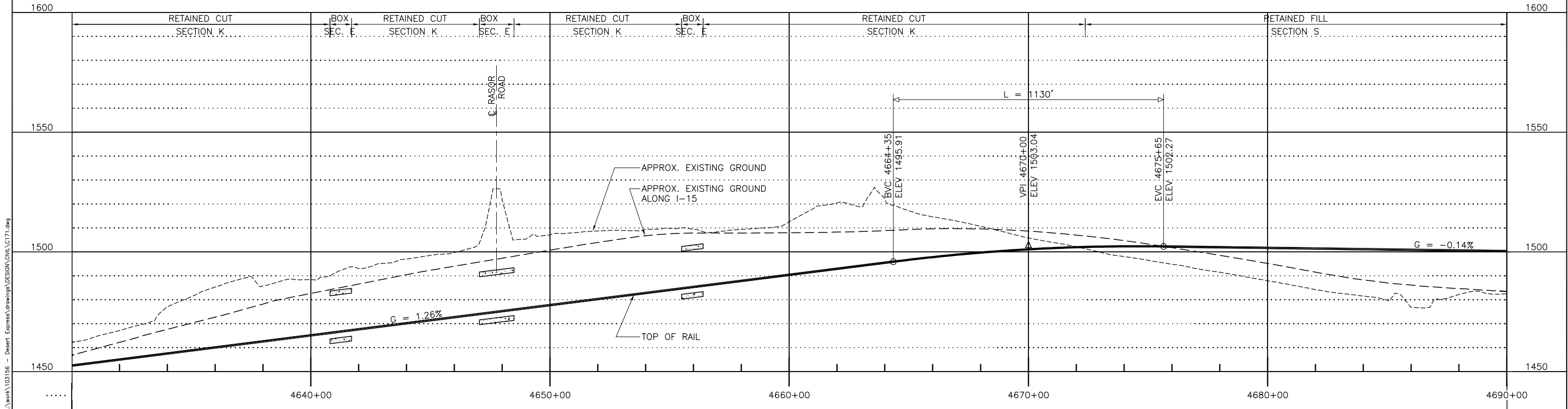
2101 Webster St., Suite 1000  
Oakland, CA 94612  
Phone: (510) 419-6000  
Fax: (510) 419-5355  
F-C-75

DESERTXPRESS			CADD FILENAME C171.dwg		
PLAN AND PROFILE			SIZE	SCALE	
SEGMENT 3, ALTERNATIVE B			D	1"=200'H; 1"=20'V	
STA. DX1 4570+00 TO DX1 4630+00			CONTRACT NO.		
SHEET 74			REV.	SHEET NO.	PAGE NO.
			D	C174	





PLAN



PROFILE

						DESIGNED BY T. LUNA
						DRAWN BY T. LUNA
						CHECKED BY J. MAHER
						IN CHARGE J. MAHER
						DATE 04JUN08
REV	DATE	BY	SUB	APP	DESCRIPTION	
C	01MAR11				ISSUED FOR FINAL EIS PLAN SET	
B	31AUG09					
A	12AUG08					

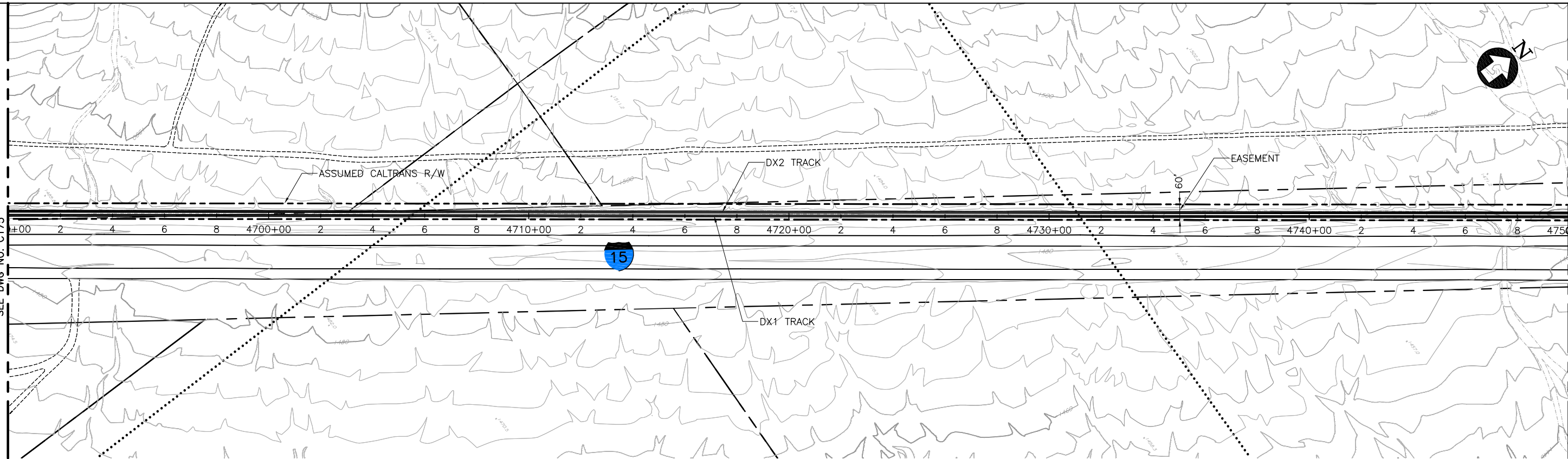
EARTH TECH | AECOM

2101 Webster St., Suite 1000  
Oakland, CA 94612  
Phone: (510) 419-6000  
Fax: (510) 419-5355  
F-C-76

DESERTXPRESS			CADD FILENAME C171.dwg		
PLAN AND PROFILE			SIZE	SCALE	
SEGMENT 3, ALTERNATIVE B			D	1"=200'H; 1"=20'V	
STA. DX1 4630+00 TO DX1 4690+00			CONTRACT NO.		
REV.	SHEET NO.	PAGE NO.			
C	C175				

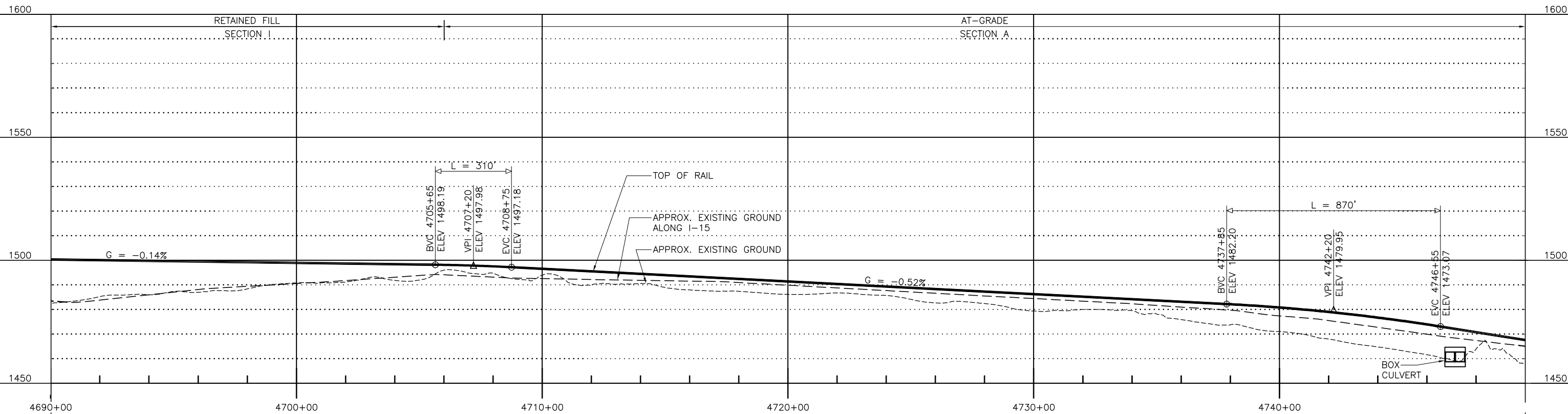
Mar 07, 2011 - 9:52am L:\work\103156 - Desert Express\Drawings\DESIGN\DWG\C171.dwg  
d:\functional

MATCH LINE 4690+00  
SEE DWG NO. C175

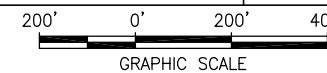


MATCH LINE 4750+00  
SEE DWG NO. C177

PLAN



PROFILE



						DESIGNED BY T. LUNA
						DRAWN BY T. LUNA
C	01MAR11				ISSUED FOR FINAL EIS PLAN SET	CHECKED BY J. MAHER
B	31AUG09					IN CHARGE J. MAHER
A	12AUG08					DATE 04JUN08
REV	DATE	BY	SUB	APP	DESCRIPTION	

EARTH TECH | AECOM

2101 Webster St., Suite 1000  
Oakland, CA 94612  
Phone: (510) 419-6000  
Fax: (510) 419-5355  
F-C-77

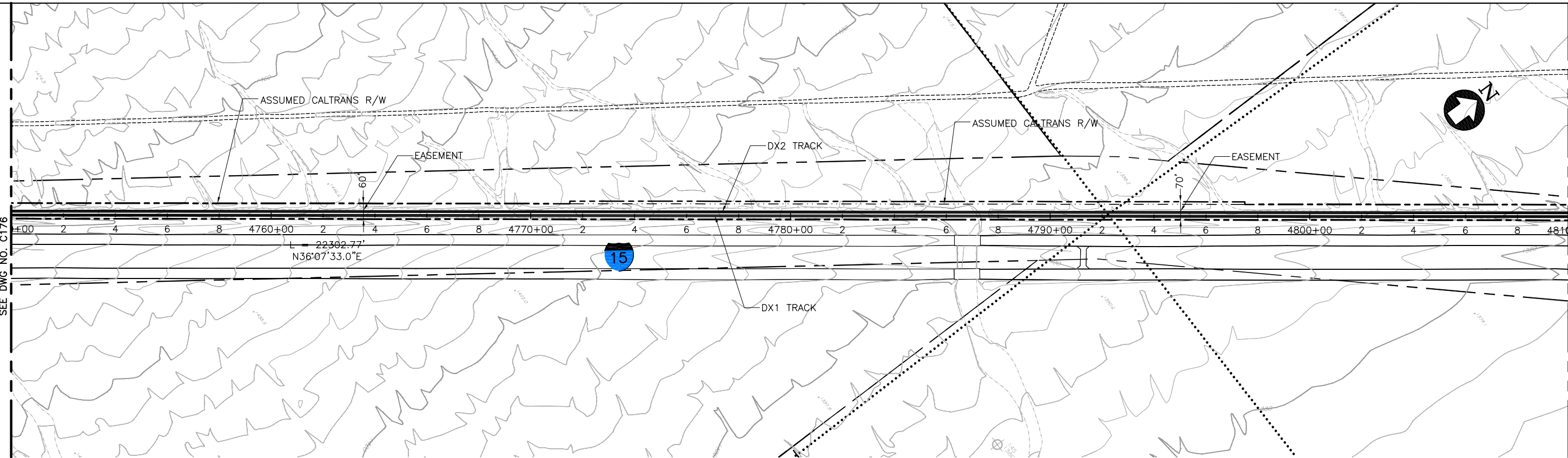
DESERTXPRESS

PLAN AND PROFILE  
SEGMENT 3, ALTERNATIVE B  
STA. DX1 4690+00 TO DX1 4750+00  
SHEET 76

CADD FILENAME C171.dwg		
SIZE D	SCALE 1"=200'H; 1"=20'V	
CONTRACT NO.		
REV. C	SHEET NO. C176	PAGE NO.

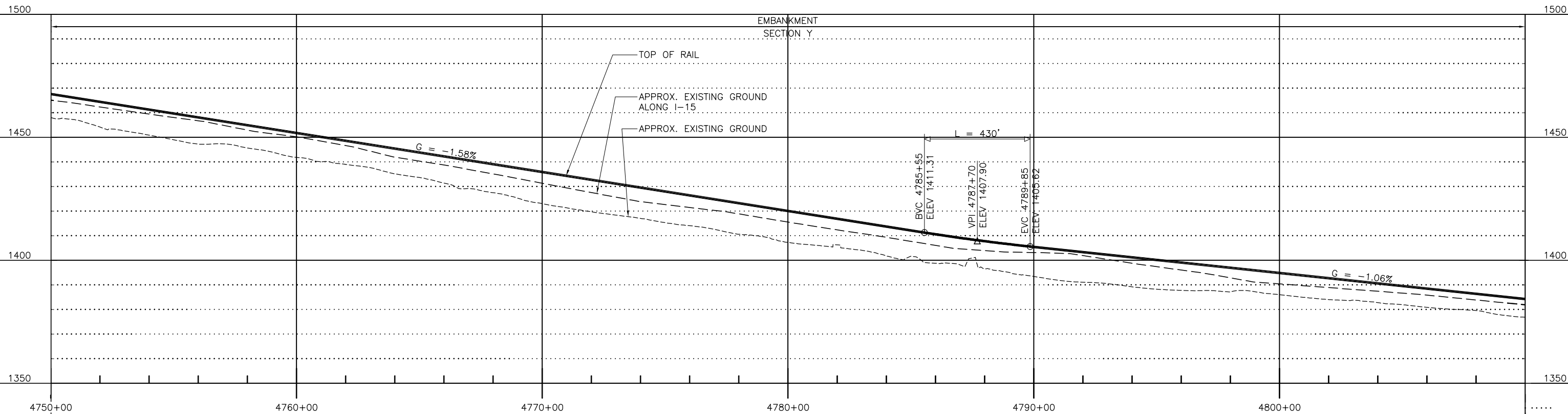
d:\functional\ Mar 07, 2011 - 9:52am L:\work\103156 - Desert Express\Drawings\DESIGN\DWG\C171.dwg

MATCH LINE 4750+00  
SEE DWG NO. C176

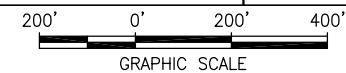


MATCH LINE 4810+00  
SEE DWG NO. C178

PLAN



PROFILE



					DESIGNED BY T. LUNA
					DRAWN BY T. LUNA
					CHECKED BY J. MAHER
					IN CHARGE J. MAHER
					DATE 04JUN08
REV	DATE	BY	SUB	APP	DESCRIPTION
D	01MAR11				ISSUED FOR FINAL EIS PLAN SET
C	30DEC09				
B	31AUG09				
A	12AUG08				

EARTH TECH | AECOM

2101 Webster St., Suite 1000  
Oakland, CA 94612  
Phone: (510) 419-6000  
Fax: (510) 419-5355  
F-C-78

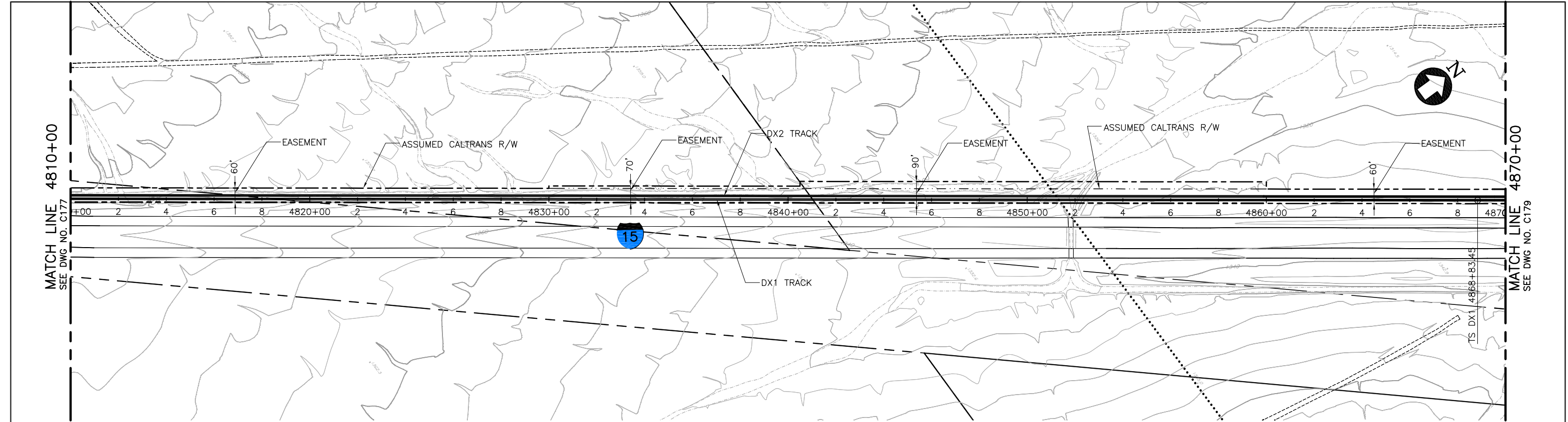
DESERTXPRESS

PLAN AND PROFILE  
SEGMENT 3, ALTERNATIVE B  
STA. DX1 4750+00 TO DX1 4810+00  
SHEET 77

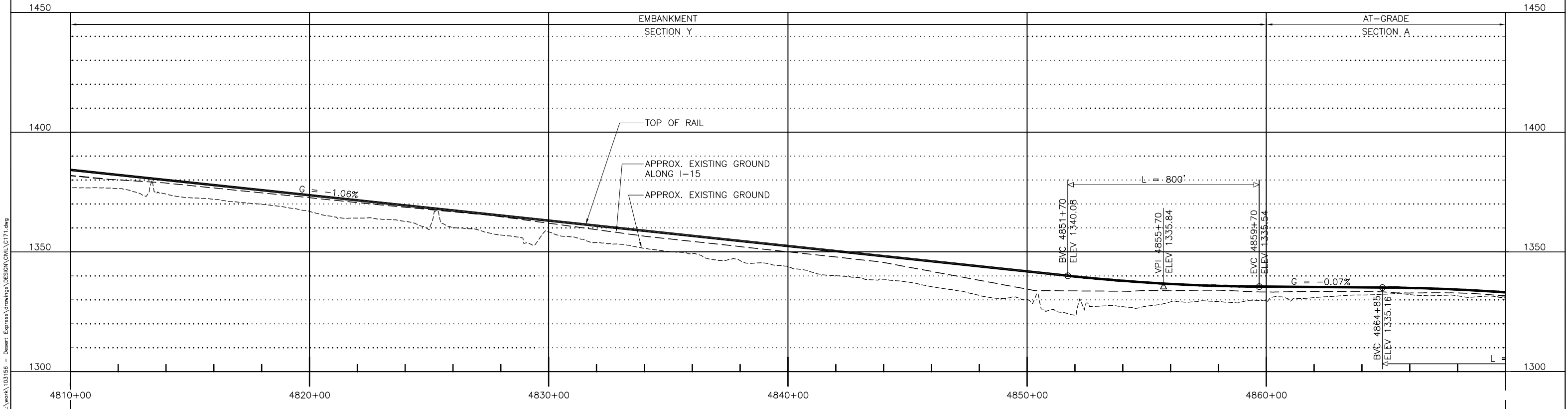
CADD FILENAME C171.dwg		
SIZE D	SCALE 1"=200'H; 1"=20'V	
CONTRACT NO.		
REV. D	SHEET NO. C177	PAGE NO.



d:\functional\1 Mar 07, 2011 - 9:53am L:\work\103156 - Desert Express\Drawings\DESIGN\DWG\C171.dwg



PLAN



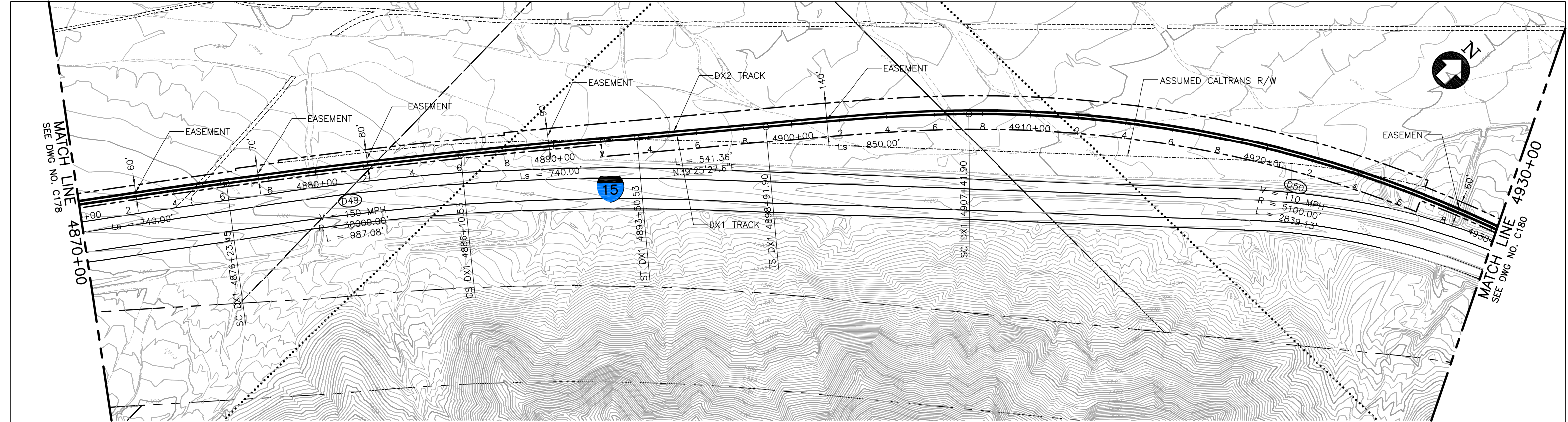
PROFILE

					DESIGNED BY T. LUNA
					DRAWN BY T. LUNA
					CHECKED BY J. MAHER
					IN CHARGE J. MAHER
					DATE 04JUN08
REV	DATE	BY	SUB	APP	DESCRIPTION
D	01MAR11				ISSUED FOR FINAL EIS PLAN SET
C	30DEC09				
B	31AUG09				
A	12AUG08				

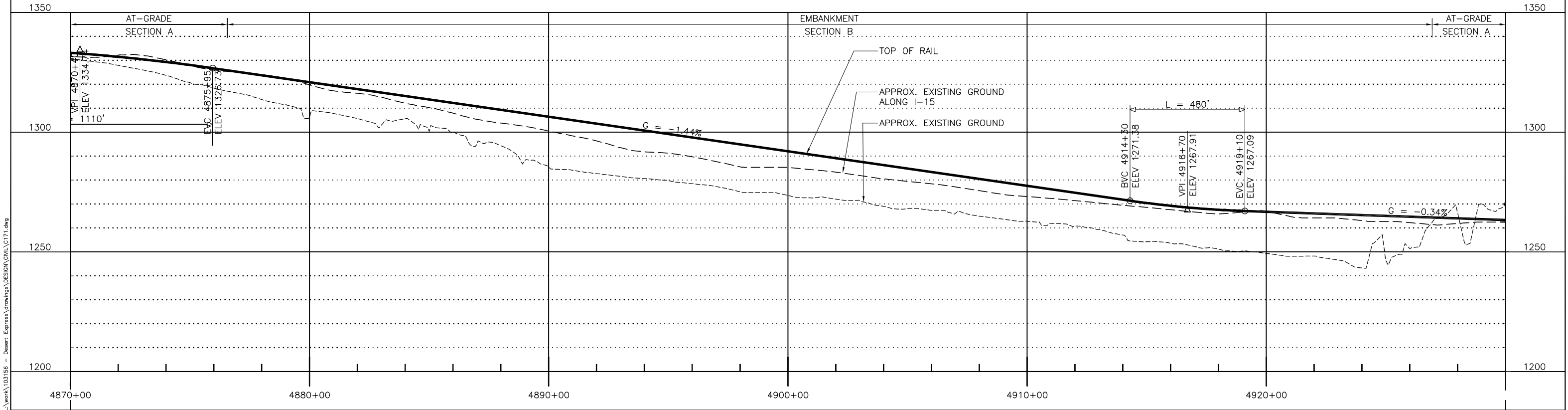
EARTH TECH | AECOM

2101 Webster St., Suite 1000  
Oakland, CA 94612  
Phone: (510) 419-6000  
Fax: (510) 419-5355  
F-C-79

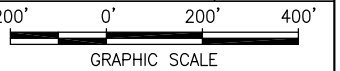
DESERTXPRESS			CADD FILENAME C171.dwg		
PLAN AND PROFILE			SIZE	SCALE	
SEGMENT 3, ALTERNATIVE B			D	1"=200'H; 1"=20'V	
STA. DX1 4810+00 TO DX1 4870+00			CONTRACT NO.		
SHEET 78			REV.	SHEET NO.	PAGE NO.
			D	C178	



PLAN



PROFILE



REV	DATE	BY	SUB	APP	DESCRIPTION
D	01MAR11				ISSUED FOR FINAL EIS PLAN SET
C	30DEC09				
B	31AUG09				
A	12AUG08				

DESIGNED BY T. LUNA
DRAWN BY T. LUNA
CHECKED BY J. MAHER
IN CHARGE J. MAHER
DATE 04JUN08

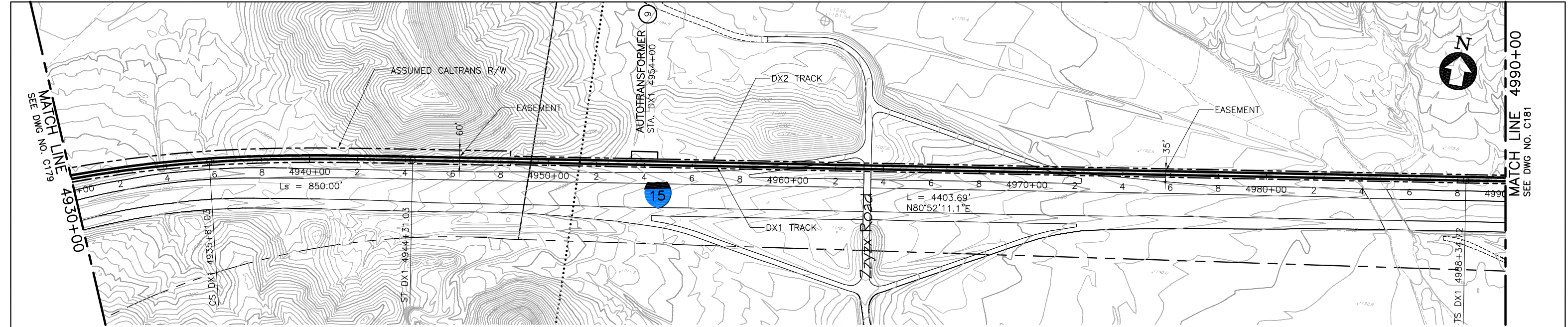
EARTH TECH | AECOM

2101 Webster St., Suite 1000  
Oakland, CA 94612  
Phone: (510) 419-6000  
Fax: (510) 419-5355  
F-C-80

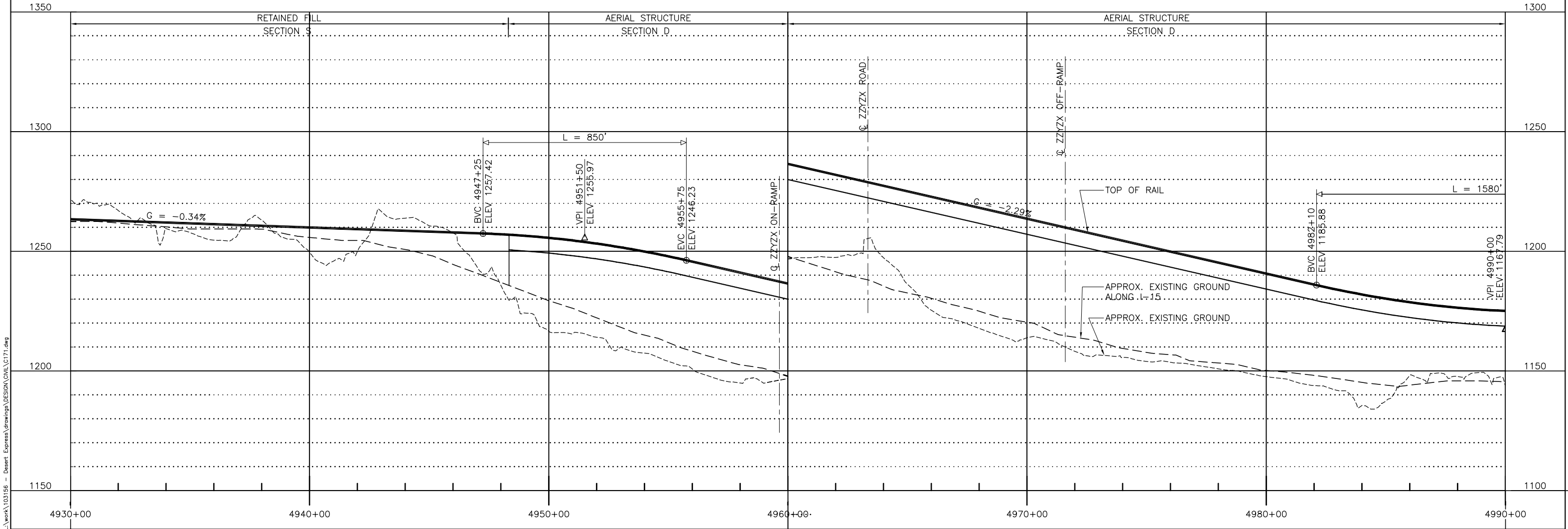
DESERTXPRESS  
PLAN AND PROFILE  
SEGMENT 3, ALTERNATIVE B  
STA. DX1 4870+00 TO DX1 4930+00  
SHEET 79

CADD FILENAME		
C171.dwg		
SIZE	SCALE	
D	1"=200'H; 1"=20'V	
CONTRACT NO.		
REV.	SHEET NO.	PAGE NO.
D	C179	





P L A N



P R O F I L E

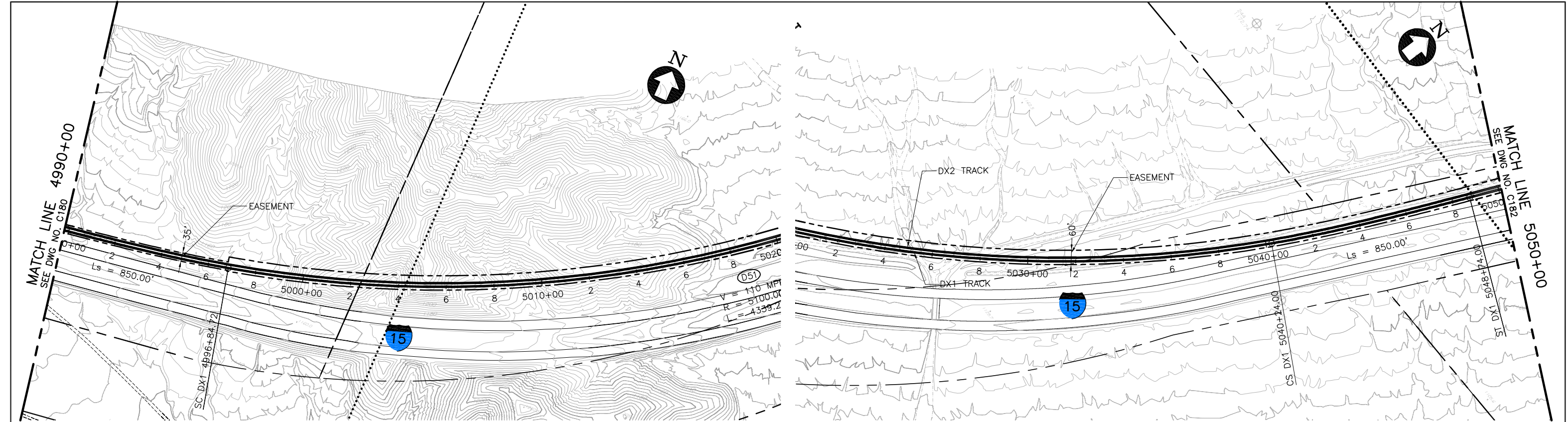
						DESIGNED BY T. LUNA
						DRAWN BY T. LUNA
C	01MAR11				ISSUED FOR FINAL EIS PLAN SET	CHECKED BY J. MAHER
B	31AUG09					IN CHARGE J. MAHER
A	12AUG08					DATE 04JUN08
REV	DATE	BY	SUB	APP	DESCRIPTION	

EARTH TECH | AECOM

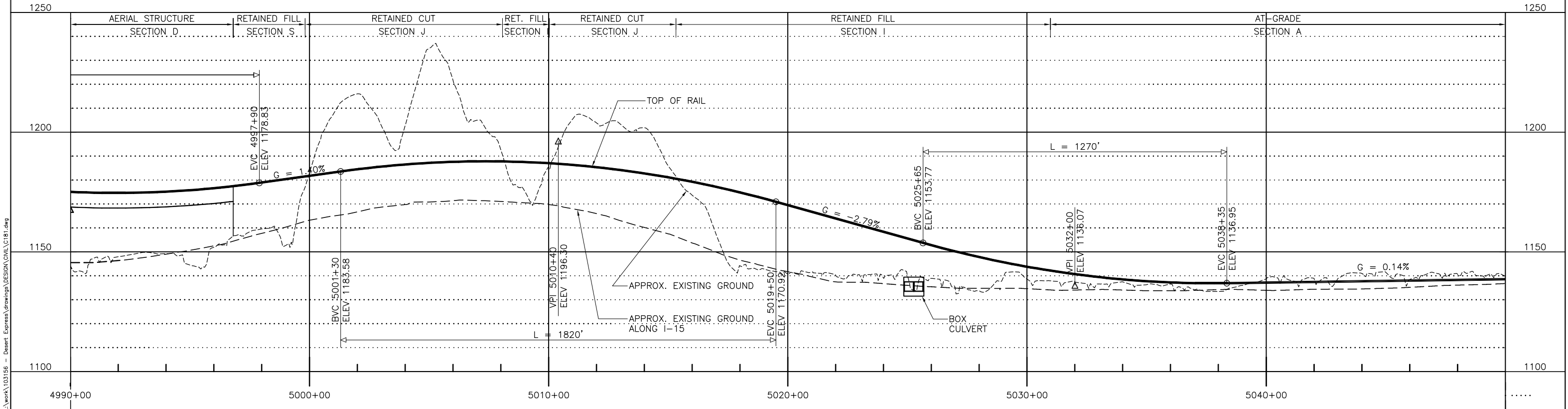
2101 Webster St., Suite 1000  
Oakland, CA 94612  
Phone: (510) 419-6000  
Fax: (510) 419-5355  
F-C-81

DESERTXPRESS			CADD FILENAME C171.dwg
PLAN AND PROFILE			SIZE SCALE D 1"=200'H; 1"=20'V
SEGMENT 3, ALTERNATIVE B			CONTRACT NO.
STA. DX1 4930+00 TO DX1 4990+00			REV. SHEET NO. PAGE NO.
SHEET 80			C C180

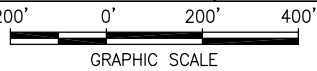




PLAN



PROFILE



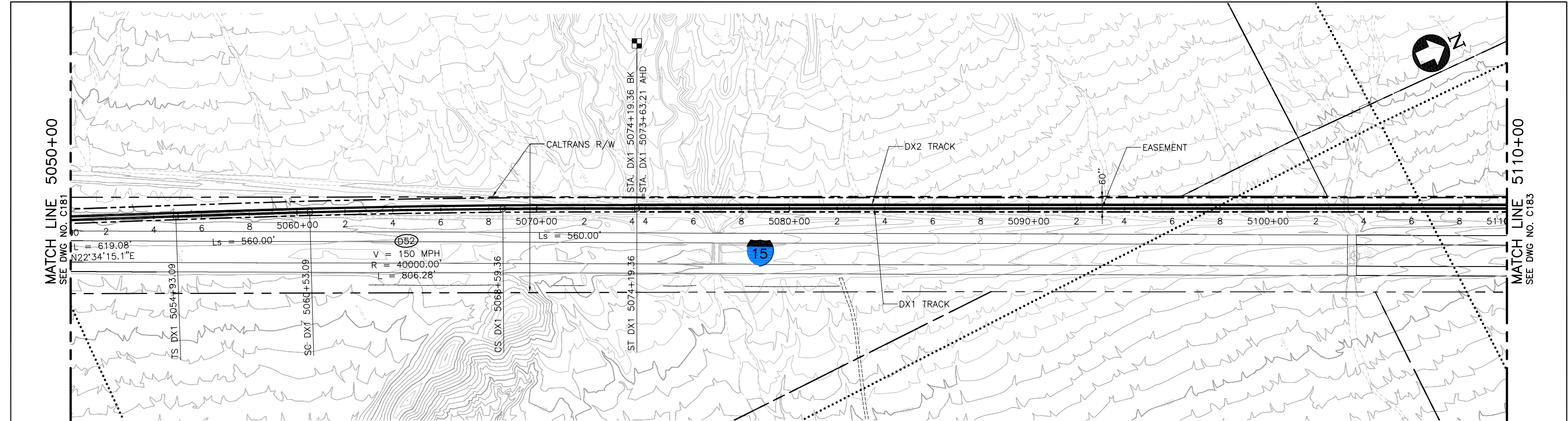
						DESIGNED BY T. LUNA
						DRAWN BY T. LUNA
						CHECKED BY J. MAHER
						IN CHARGE J. MAHER
						DATE 04JUN08
REV	DATE	BY	SUB	APP	DESCRIPTION	
C	01MAR11				ISSUED FOR FINAL EIS PLAN SET	
B	31AUG09					
A	12AUG08					

EARTH TECH | AECOM

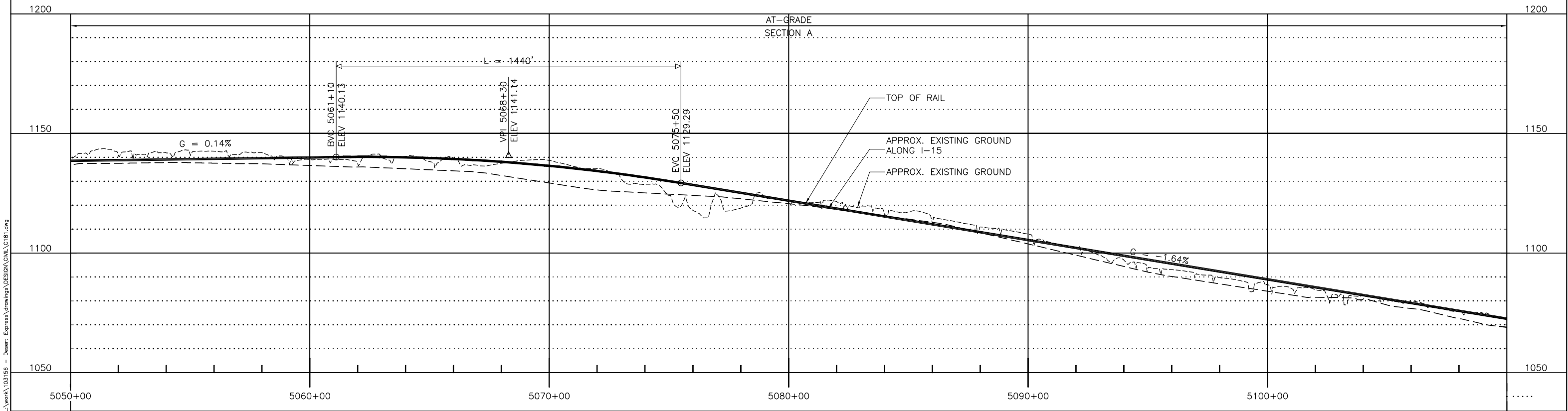
2101 Webster St., Suite 1000  
Oakland, CA 94612  
Phone: (510) 419-6000  
Fax: (510) 419-5355  
F-C-82

DESERTXPRESS  
PLAN AND PROFILE  
SEGMENT 3, ALTERNATIVE B  
STA. DX1 4990+00 TO DX1 5050+00  
SHEET 81

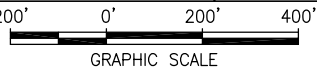
CADD FILENAME C181.dwg		
SIZE D	SCALE 1"=200'H; 1"=20'V	
CONTRACT NO.		
REV. C	SHEET NO. C181	PAGE NO.



PLAN



PROFILE



						DESIGNED BY T. LUNA
						DRAWN BY T. LUNA
C	01MAR11				ISSUED FOR FINAL EIS PLAN SET	CHECKED BY J. MAHER
B	31AUG09					IN CHARGE J. MAHER
A	12AUG08					DATE 19MAY08
REV	DATE	BY	SUB	APP	DESCRIPTION	

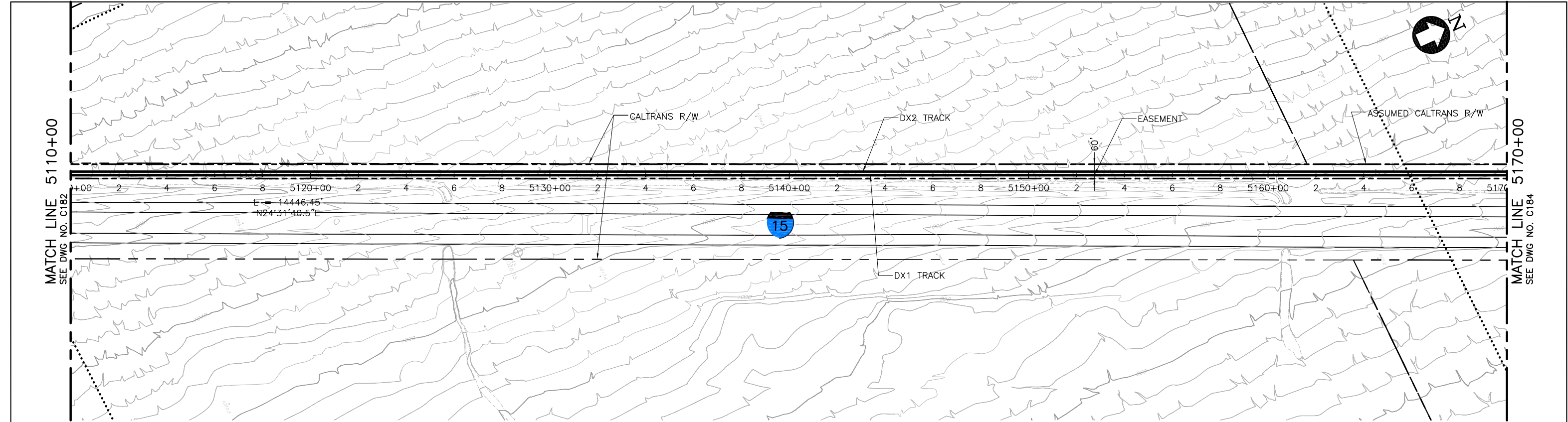
EARTH TECH | AECOM

2101 Webster St., Suite 1000  
Oakland, CA 94612  
Phone: (510) 419-6000  
Fax: (510) 419-5355  
F-C-83

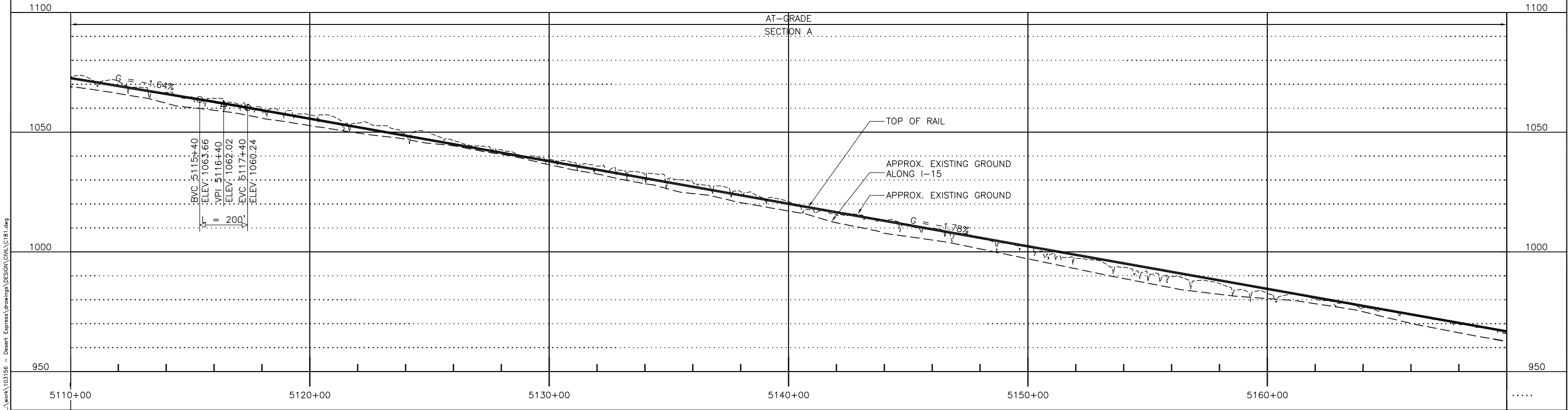
DESERTXPRESS  
PLAN AND PROFILE  
SEGMENT 3, ALTERNATIVE B  
STA. DX1 5050+00 TO DX1 5110+00  
SHEET 82

CADD FILENAME C181.dwg		
SIZE D	SCALE 1"=200'H; 1"=20'V	
CONTRACT NO.		
REV. C	SHEET NO. C182	PAGE NO.





PLAN



PROFILE

							DESIGNED BY T. LUNA
							DRAWN BY T. LUNA
C	01MAR11					ISSUED FOR FINAL EIS PLAN SET	CHECKED BY J. MAHER
B	31AUG09						IN CHARGE J. MAHER
A	12AUG08						DATE 19MAY08
REV	DATE	BY	SUB	APP		DESCRIPTION	

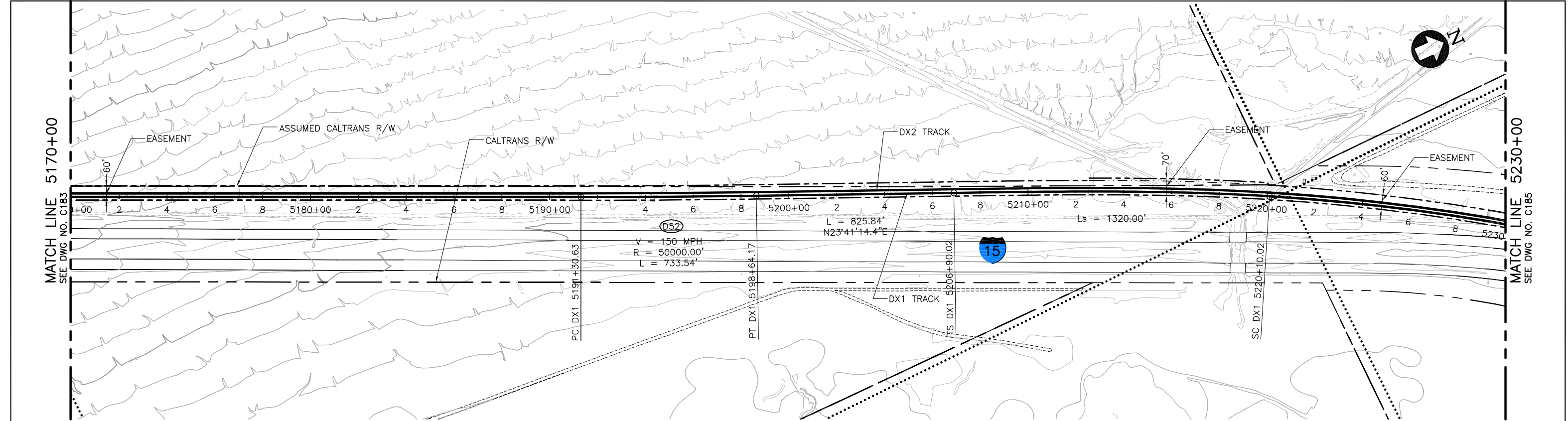
EARTH TECH | AECOM

2101 Webster St., Suite 1000  
Oakland, CA 94612  
Phone: (510) 419-6000  
Fax: (510) 419-5355  
F-C-84

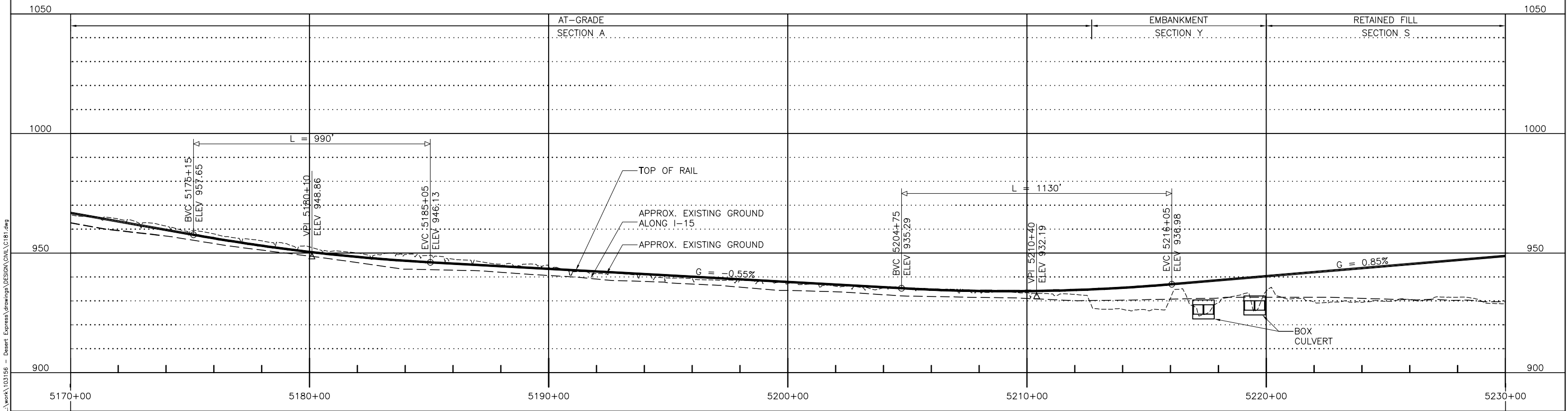
DESERTXPRESS  
PLAN AND PROFILE  
SEGMENT 3, ALTERNATIVE B  
STA. DX1 5110+00 TO DX1 5170+00  
SHEET 83

CADD FILENAME C181.dwg		
SIZE D	SCALE 1"=200'H; 1"=20'V	
CONTRACT NO.		
REV. C	SHEET NO. C183	PAGE NO.

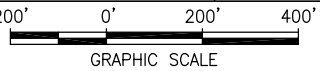




PLAN

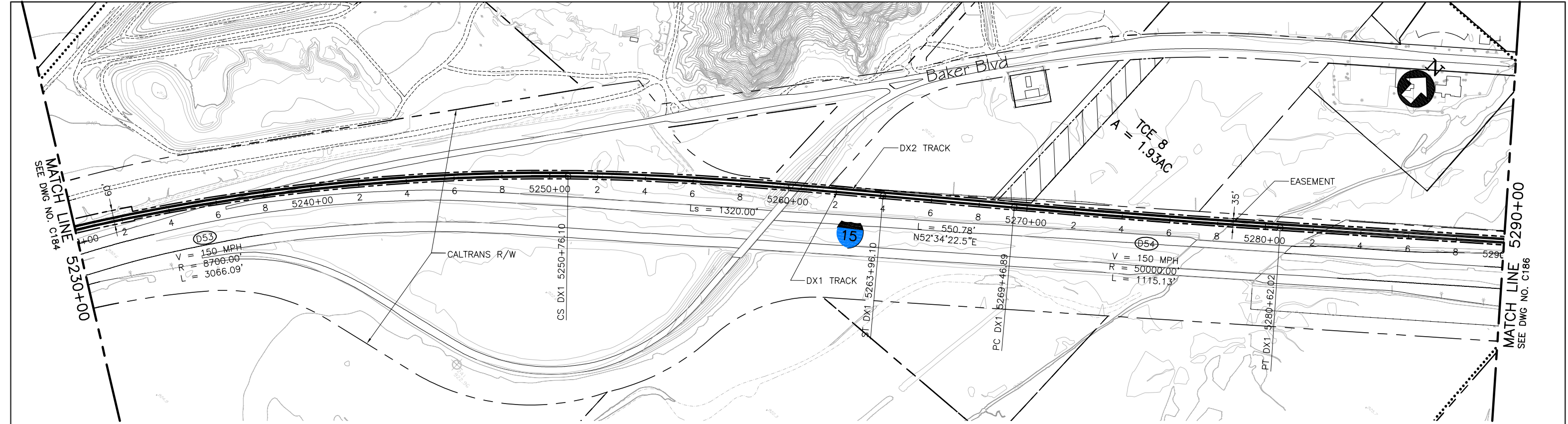


PROFILE

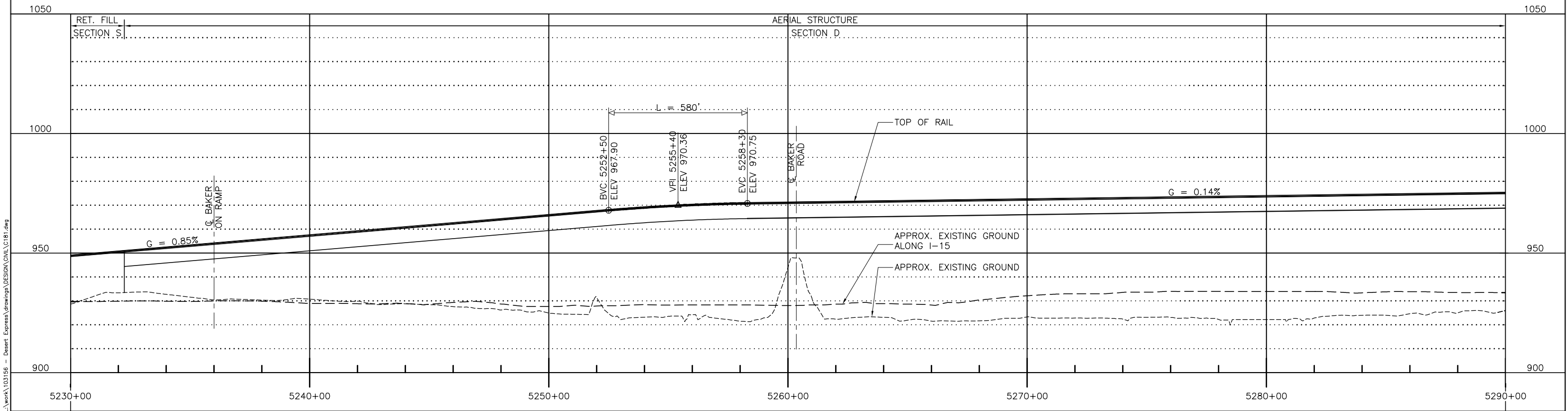


Mar 07, 2011  
--

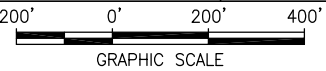
d:\functional\ Mar 07, 2011 - 9:56am L:\work\103156 - Desert Express\Drawings\DESIGN\CWA\C181.dwg



PLAN



PROFILE

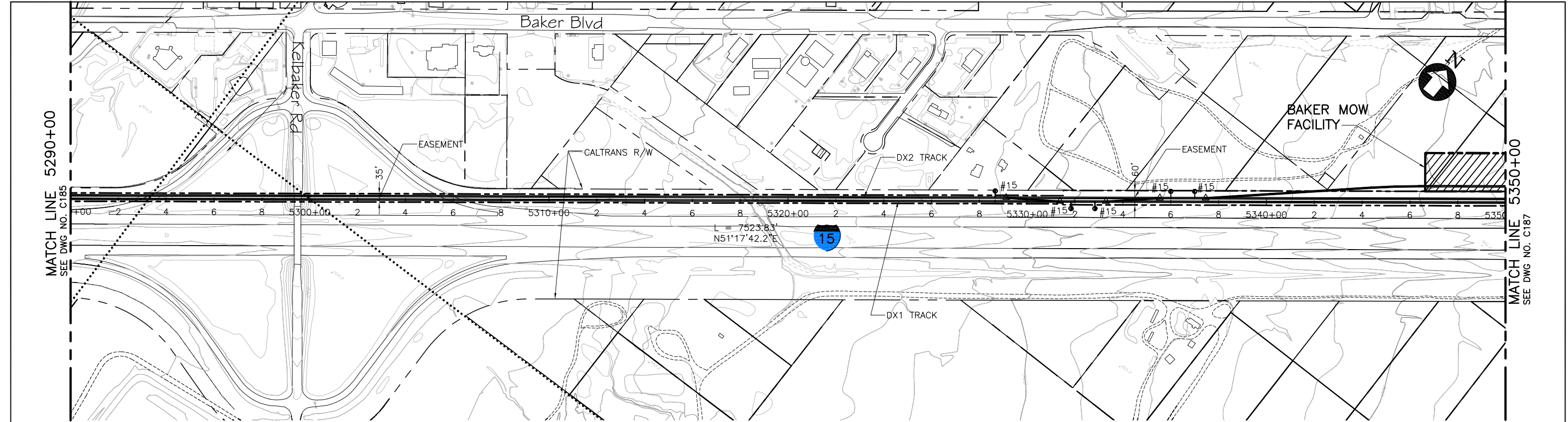


REV	DATE	BY	SUB	APP	DESCRIPTION	DESIGNED BY T. LUNA	DRAWN BY T. LUNA	CHECKED BY J. MAHER	IN CHARGE J. MAHER	DATE 19MAY08
D	01MAR11				RE-ISSUED FOR FINAL EIS PLAN SET					
C	19NOV10				ISSUED FOR FINAL EIS PLAN SET					
B	31AUG09									
A	12AUG08									

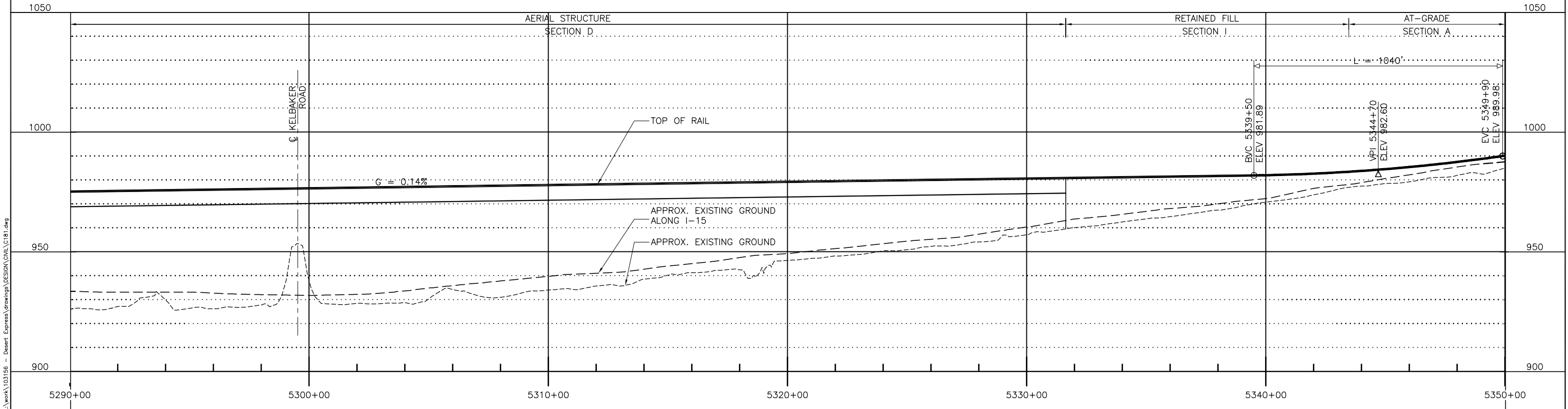
EARTH TECH | AECOM

2101 Webster St., Suite 1000  
Oakland, CA 94612  
Phone: (510) 419-6000  
Fax: (510) 419-5355  
F-C-86

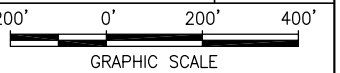
DESERTXPRESS			CADD FILENAME C181.dwg		
PLAN AND PROFILE			SIZE SCALE D 1"=200'H; 1"=20'V		
SEGMENT 3, ALTERNATIVE B			CONTRACT NO.		
STA. DX1 5230+00 TO DX1 5290+00			REV. D	SHEET NO. C185	PAGE NO.
SHEET 85					



PLAN



PROFILE



						DESIGNED BY T. LUNA
						DRAWN BY T. LUNA
						CHECKED BY J. MAHER
						IN CHARGE J. MAHER
REV	DATE	BY	SUB	APP	DESCRIPTION	DATE 19MAY08
C	01MAR11				ISSUED FOR FINAL EIS PLAN SET	
B	31AUG09					
A	12AUG08					

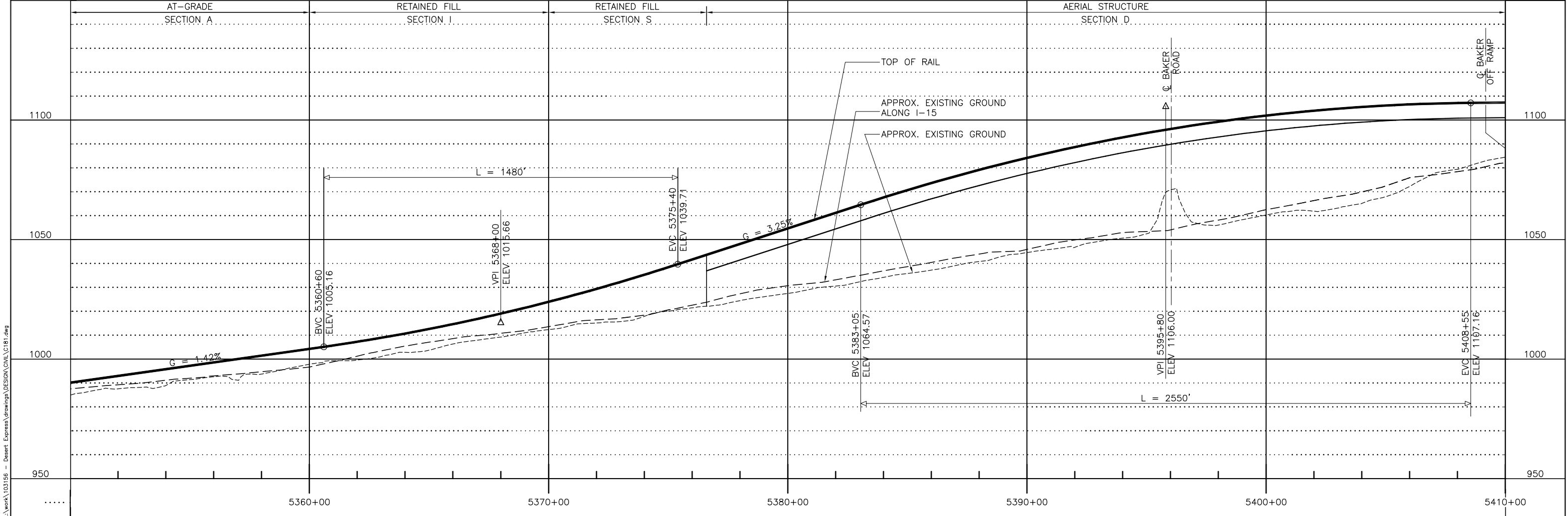
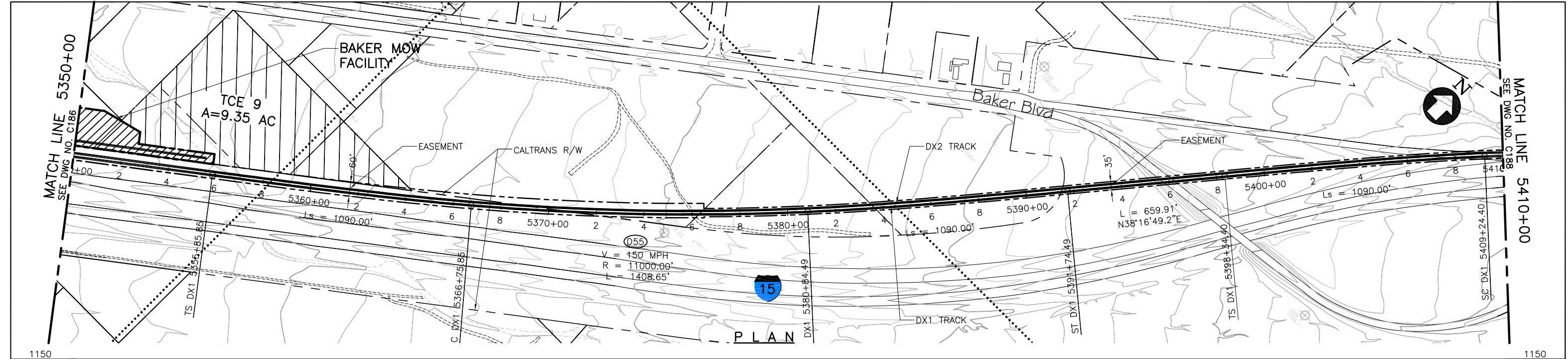
EARTH TECH | AECOM

2101 Webster St., Suite 1000  
Oakland, CA 94612  
Phone: (510) 419-6000  
Fax: (510) 419-5355  
F-C-87

DESERTXPRESS  
PLAN AND PROFILE  
SEGMENT 3, ALTERNATIVE B  
STA. DX1 5290+00 TO DX1 5350+00  
SHEET 86

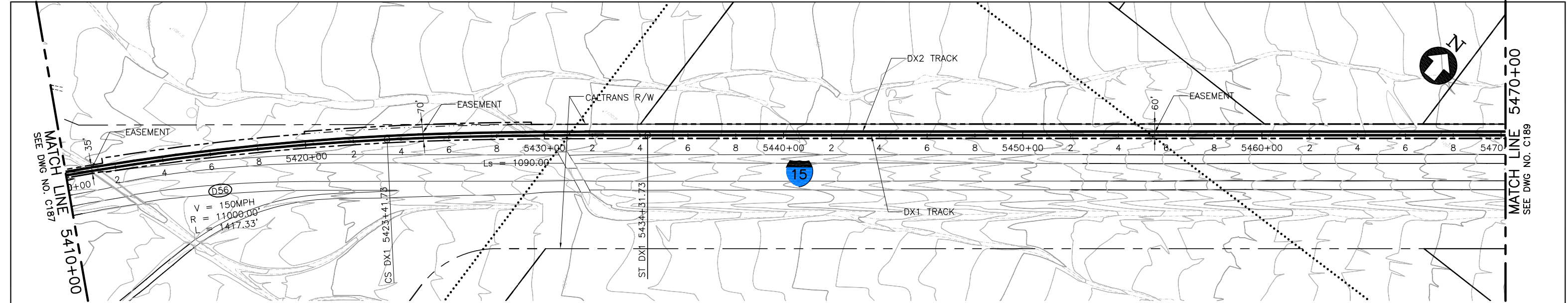
CADD FILENAME C181.dwg		
SIZE D	SCALE 1"=200'H; 1"=20'V	
CONTRACT NO.		
REV. C	SHEET NO. C186	PAGE NO.



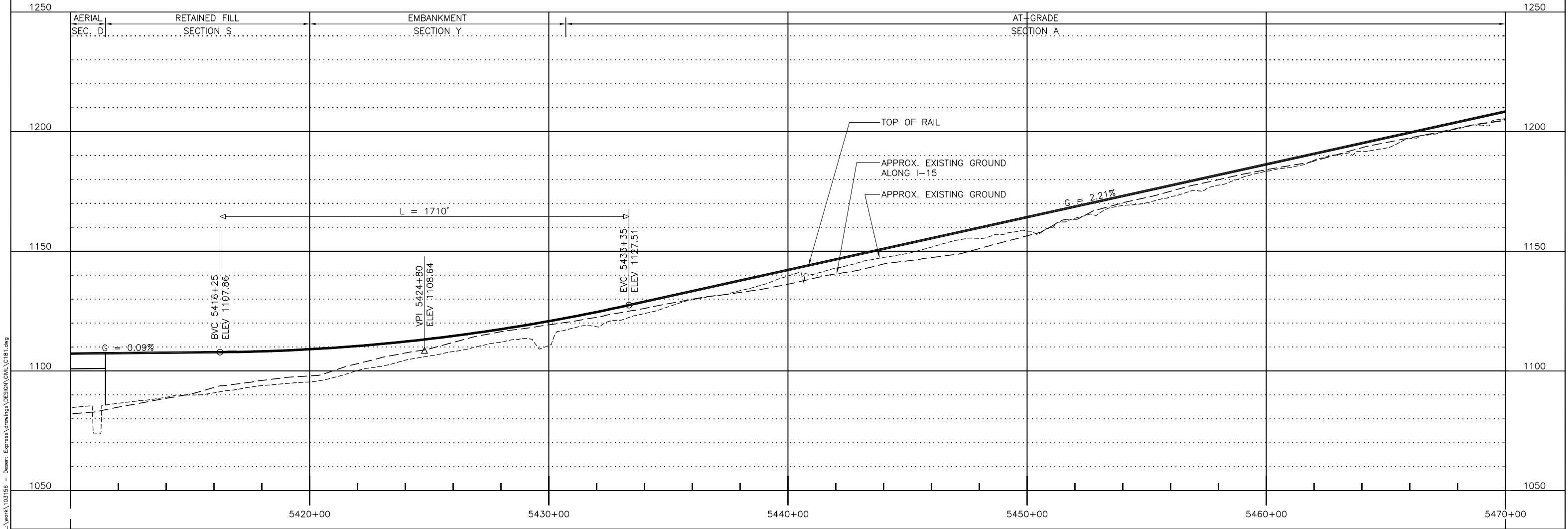


					DESIGNED BY T. LUNA	<div>EARTH TECH   AECOM</div> <div>2101 Webster St., Suite 1000 Oakland, CA 94612 Phone: (510) 419-6000 Fax: (510) 419-5355 F-C-88</div>		<div>DESERTXPRESS</div> <div>PLAN AND PROFILE SEGMENT 3, ALTERNATIVE B STA. DX1 5350+00 TO DX1 5410+00 SHEET 87</div>		CADD FILENAME C181.dwg	
					DRAWN BY T. LUNA					SIZE SCALE D 1"=200'H; 1"=20'V	
					CHECKED BY J. MAHER					CONTRACT NO.	
					IN CHARGE J. MAHER					REV. SHEET NO. PAGE NO.	
					DATE 19MAY08					C C187	
REV	DATE	BY	SUB	APP	DESCRIPTION						
C	01MAR11				ISSUED FOR FINAL EIS PLAN SET						
B	31AUG09										
A	12AUG08										

Mar 07, 2011 - 9:57am L:\work\103156 - Desert Express\Drawings\DESIGN\Civil\181.dwg



PLAN



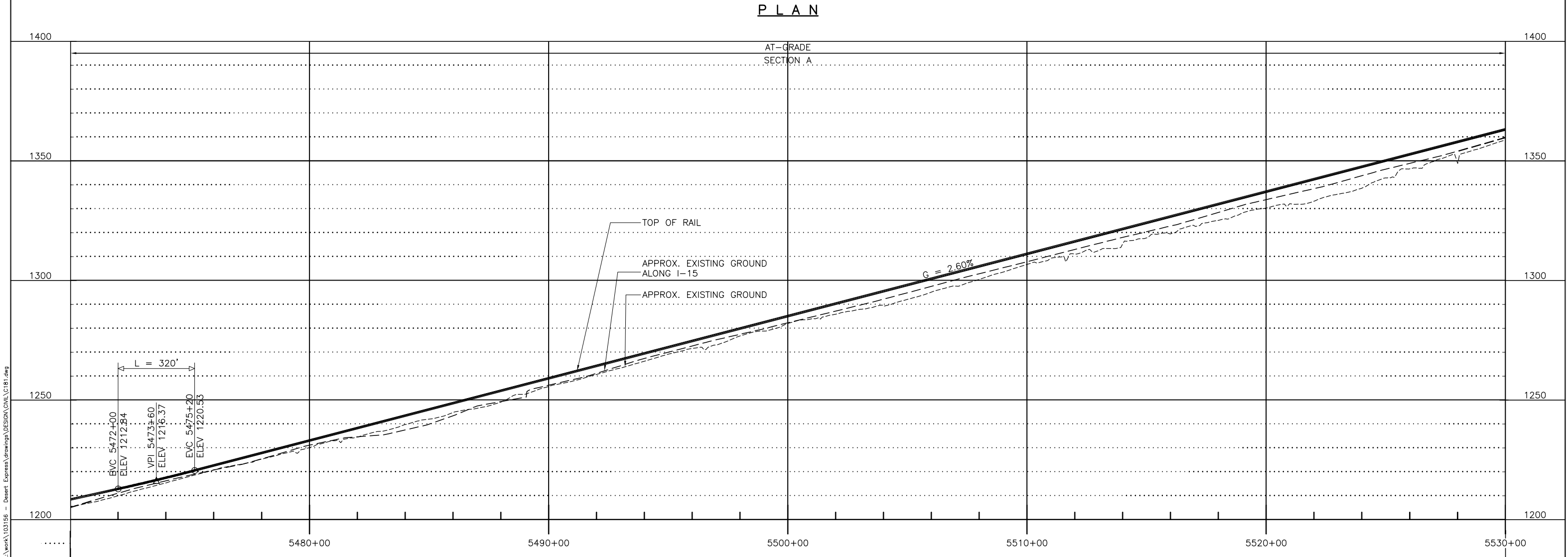
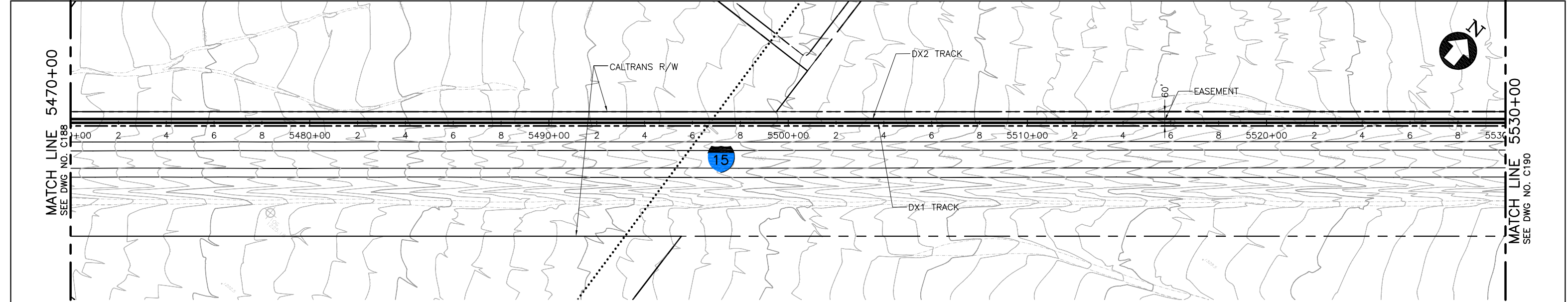
PROFILE

						DESIGNED BY T. LUNA
						DRAWN BY T. LUNA
D	01MAR11				ISSUED FOR FINAL EIS PLAN SET	CHECKED BY J. MAHER
C	30DEC09					IN CHARGE J. MAHER
B	31AUG09					DATE 19MAY08
A	12AUG08					
REV	DATE	BY	SUB	APP	DESCRIPTION	

EARTH TECH | AECOM

2101 Webster St., Suite 1000  
Oakland, CA 94612  
Phone: (510) 419-6000  
Fax: (510) 419-5355  
F-C-89

DESERTXPRESS			CADD FILENAME C181.dwg
PLAN AND PROFILE			SIZE SCALE D 1"=200'H; 1"=20'V
SEGMENT 3, ALTERNATIVE B			CONTRACT NO.
STA. DX1 5410+00 TO DX1 5470+00			REV. SHEET NO. PAGE NO.
SHEET 88			D C188



						DESIGNED BY T. LUNA
						DRAWN BY T. LUNA
C	01MAR11				ISSUED FOR FINAL EIS PLAN SET	CHECKED BY J. MAHER
B	31AUG09					IN CHARGE J. MAHER
A	12AUG08					DATE 19MAY08
REV	DATE	BY	SUB	APP	DESCRIPTION	

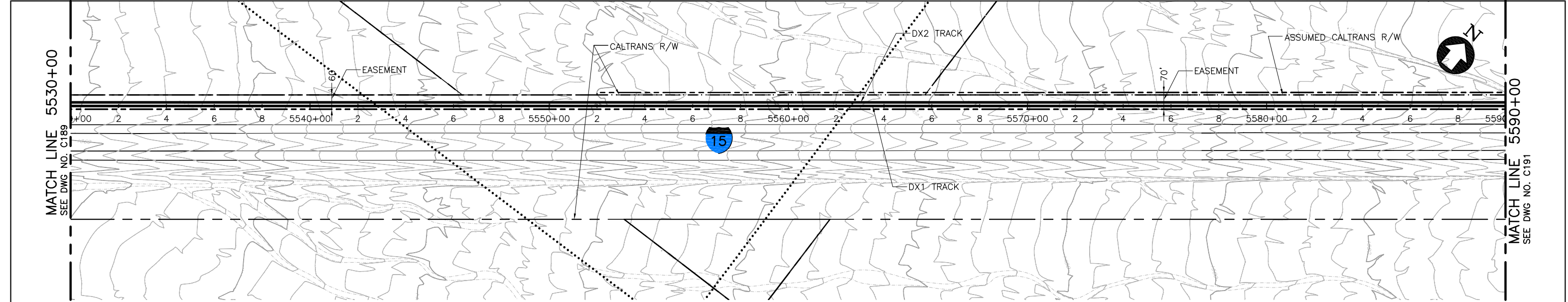
EARTH TECH | AECOM

2101 Webster St., Suite 1000  
Oakland, CA 94612  
Phone: (510) 419-6000  
Fax: (510) 419-5355  
F-C-90

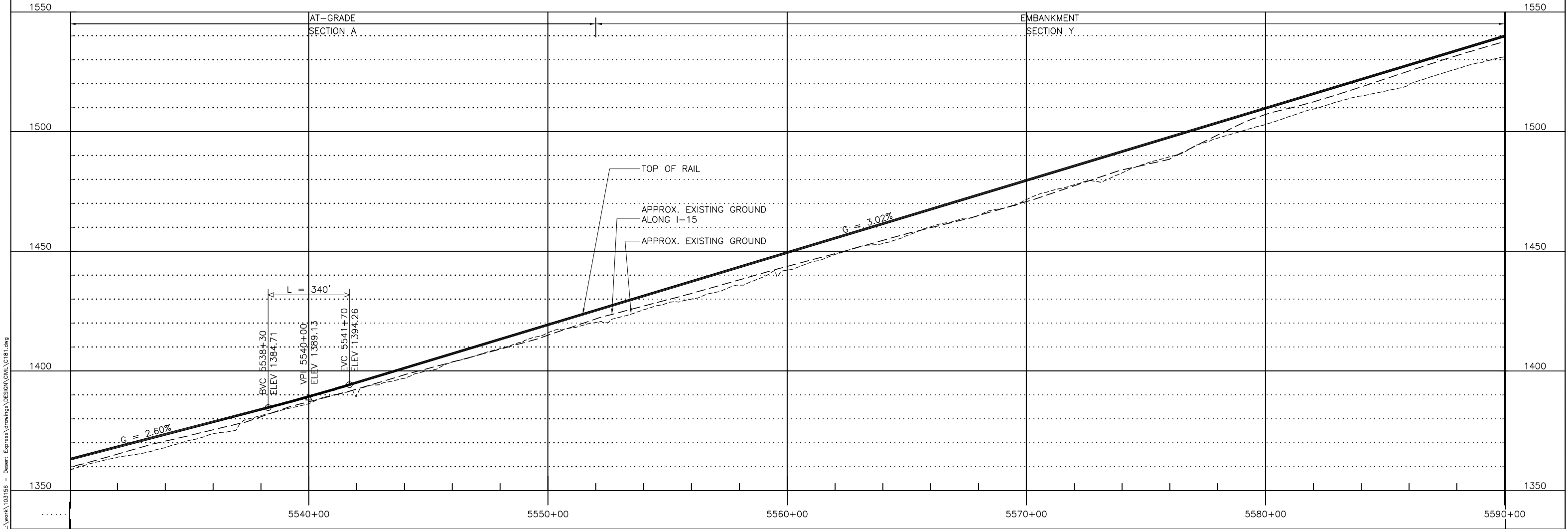
DESERTXPRESS  
PLAN AND PROFILE  
SEGMENT 3, ALTERNATIVE B  
STA. DX1 5470+00 TO DX1 5530+00  
SHEET 89

CADD FILENAME C181.dwg	SIZE D	SCALE 1"=200'H; 1"=20'V
CONTRACT NO.	REV. C	SHEET NO. C189
		PAGE NO.

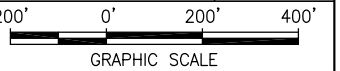




PLAN



PROFILE



						DESIGNED BY T. LUNA
						DRAWN BY T. LUNA
D	01MAR11				ISSUED FOR FINAL EIS PLAN SET	CHECKED BY J. MAHER
C	30DEC09					IN CHARGE J. MAHER
B	31AUG09					DATE 19MAY08
A	12AUG08					
REV	DATE	BY	SUB	APP	DESCRIPTION	

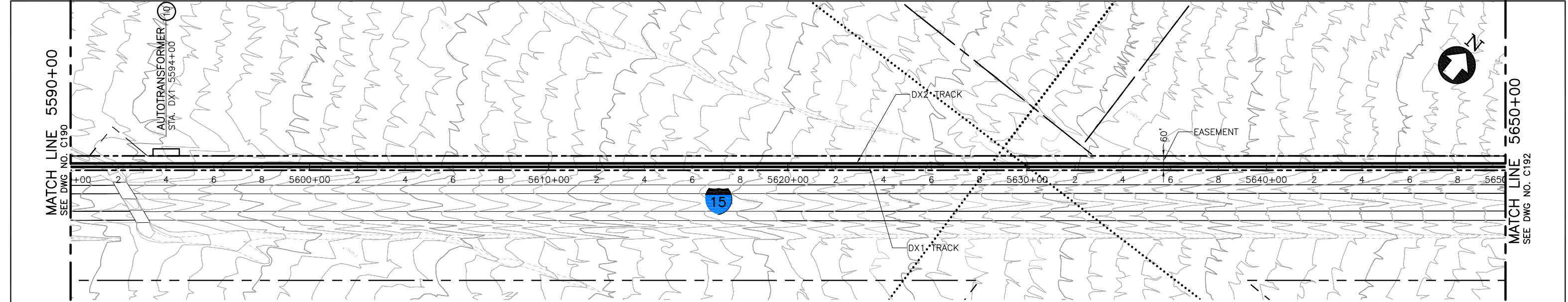
EARTH TECH | AECOM

2101 Webster St., Suite 1000  
Oakland, CA 94612  
Phone: (510) 419-6000  
Fax: (510) 419-5355  
F-C-91

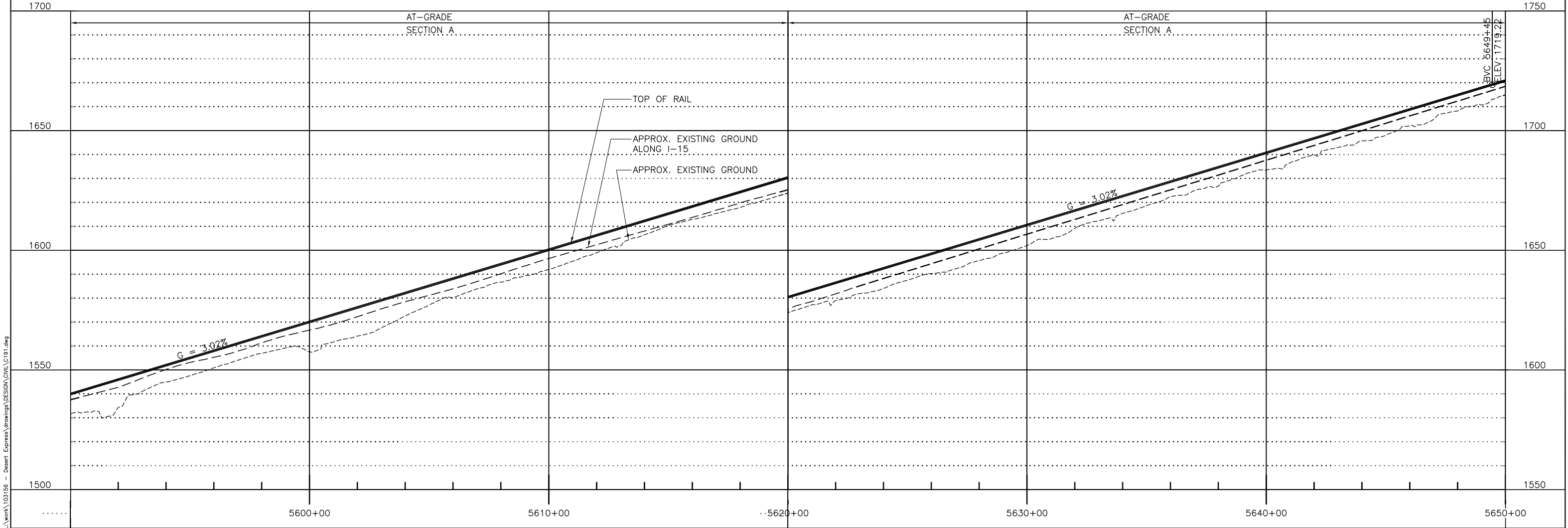
DESERTXPRESS  
PLAN AND PROFILE  
SEGMENT 3, ALTERNATIVE B  
STA. DX1 5530+00 TO DX1 5590+00  
SHEET 90

CADD FILENAME C181.dwg		
SIZE D	SCALE 1"=200'H; 1"=20'V	
CONTRACT NO.		
REV. D	SHEET NO. C190	PAGE NO.

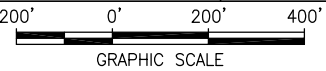
d:\functional\Mar 07, 2011 - 9:58am L:\work\103156 - Desert Express\Drawings\DESIGN\DWG\C191.dwg



PLAN



PROFILE

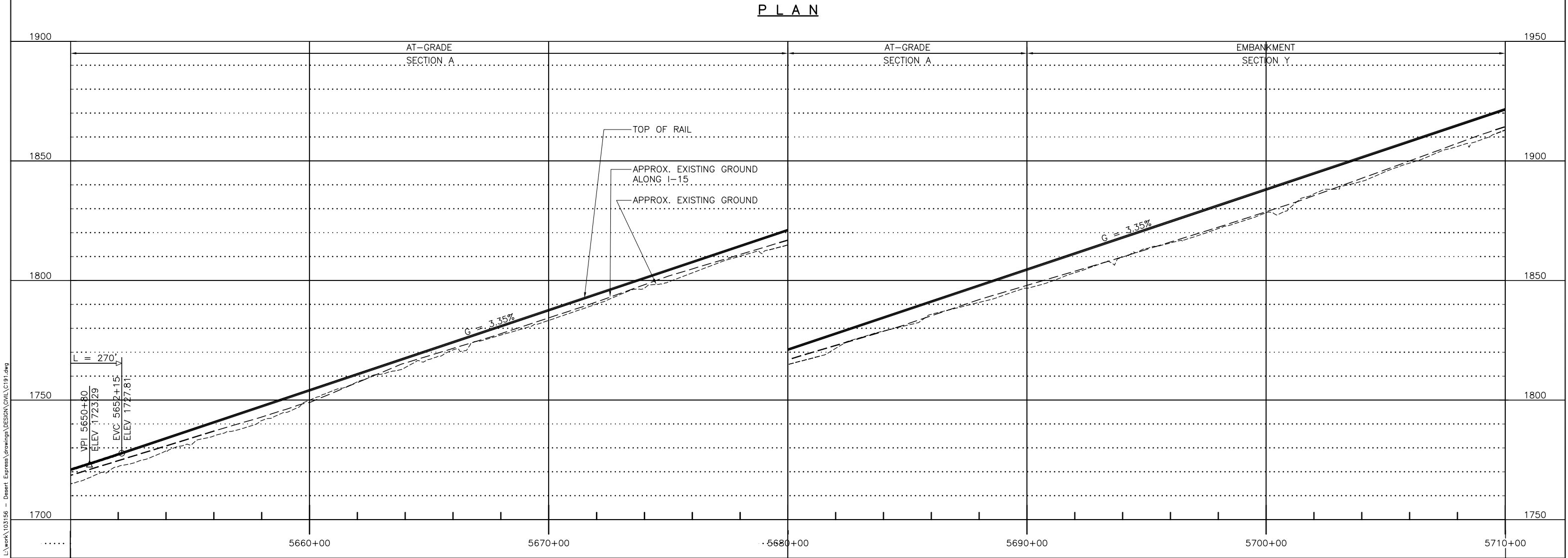
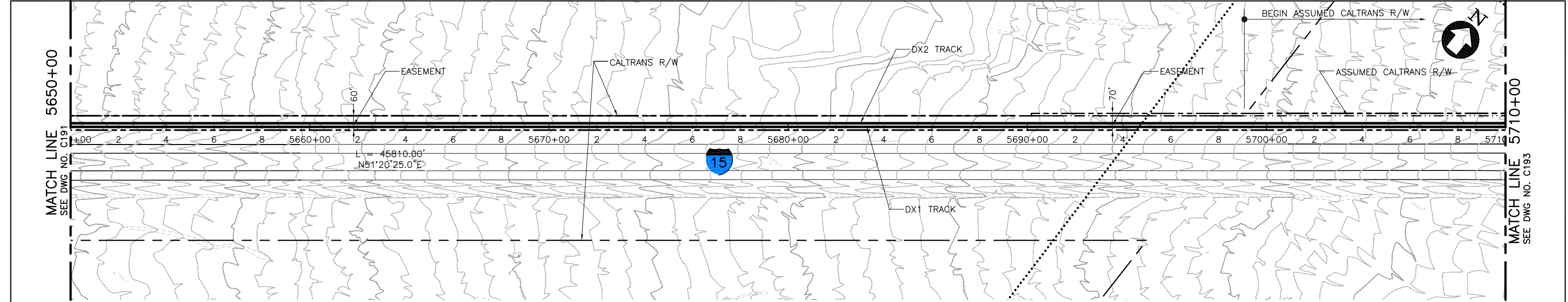


						DESIGNED BY T. LUNA
						DRAWN BY T. LUNA
C	01MAR11				ISSUED FOR FINAL EIS PLAN SET	CHECKED BY J. MAHER
B	31AUG09					IN CHARGE J. MAHER
A	12AUG08					DATE 19MAY08
REV	DATE	BY	SUB	APP	DESCRIPTION	

EARTH TECH | AECOM

2101 Webster St., Suite 1000  
Oakland, CA 94612  
Phone: (510) 419-6000  
Fax: (510) 419-5355  
F-C-92

DESERTXPRESS			CADD FILENAME C191.dwg		
PLAN AND PROFILE			SIZE	SCALE	
SEGMENT 3, ALTERNATIVE B			D	1"=200'H; 1"=20'V	
STA. DX1 5590+00 TO DX1 5650+00			CONTRACT NO.		
SHEET 91			REV.	SHEET NO.	PAGE NO.
			C	C191	



						DESIGNED BY T. LUNA
D	01MAR11					DRAWN BY T. LUNA
C	30DEC09					CHECKED BY J. MAHER
B	31AUG09					IN CHARGE J. MAHER
A	12AUG08					DATE 19MAY08
REV	DATE	BY	SUB	APP	DESCRIPTION	

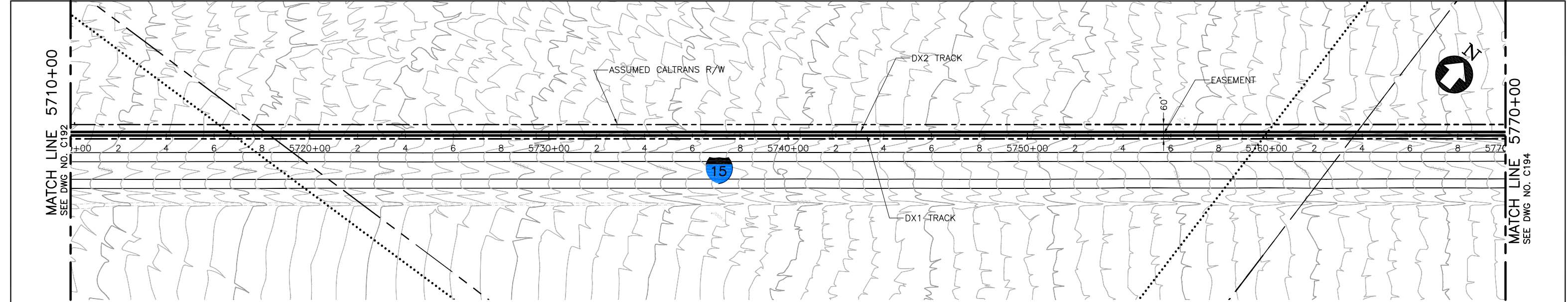
EARTH TECH | AECOM

2101 Webster St., Suite 1000  
Oakland, CA 94612  
Phone: (510) 419-6000  
Fax: (510) 419-5355  
F-C-93

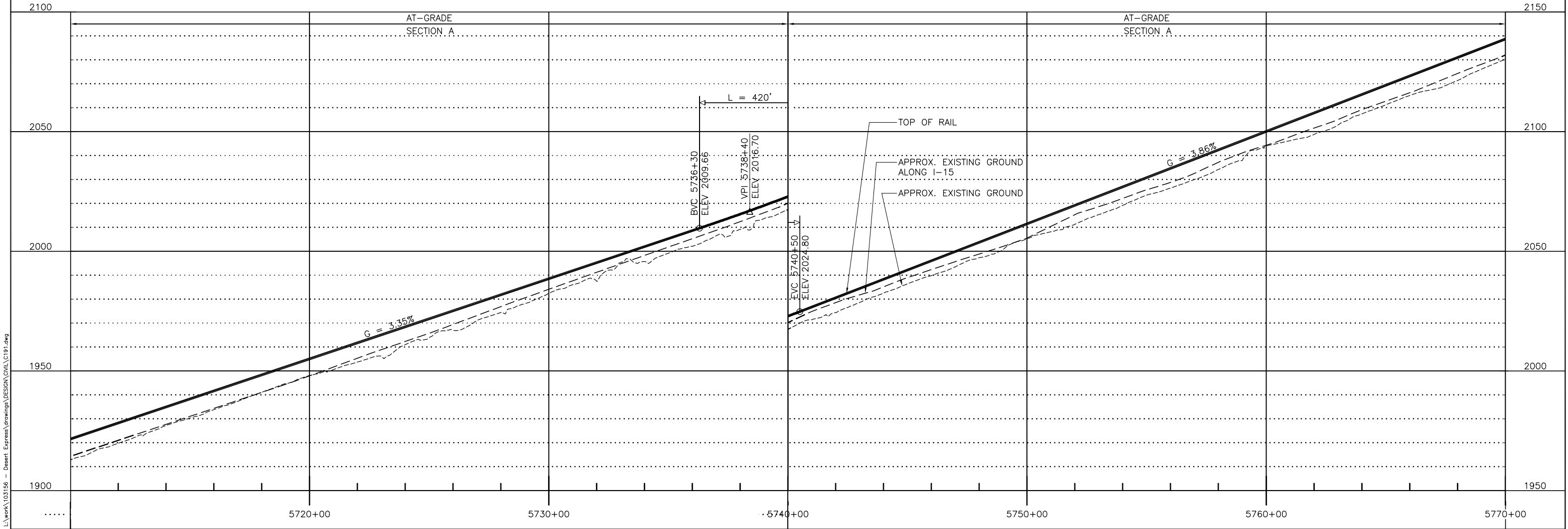
DESERTXPRESS  
PLAN AND PROFILE  
SEGMENT 3, ALTERNATIVE B  
STA. DX1 5650+00 TO DX1 5710+00  
SHEET 92

CADD FILENAME C191.dwg		
SIZE D	SCALE 1"=200'H; 1"=20'V	
CONTRACT NO.		
REV. D	SHEET NO. C192	PAGE NO.





P L A N



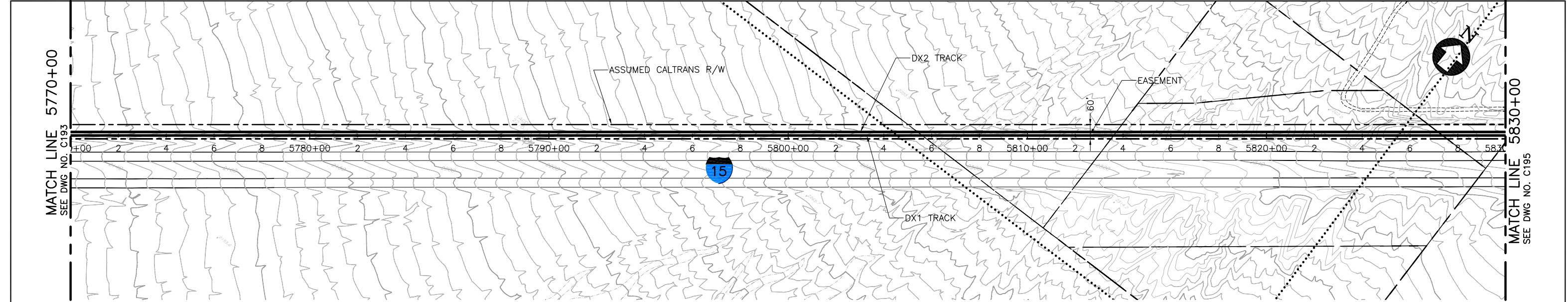
P R O F I L E

						DESIGNED BY T. LUNA
						DRAWN BY T. LUNA
C	01MAR11				ISSUED FOR FINAL EIS PLAN SET	CHECKED BY J. MAHER
B	31AUG09					IN CHARGE J. MAHER
A	12AUG08					DATE 19MAY08
REV	DATE	BY	SUB	APP	DESCRIPTION	

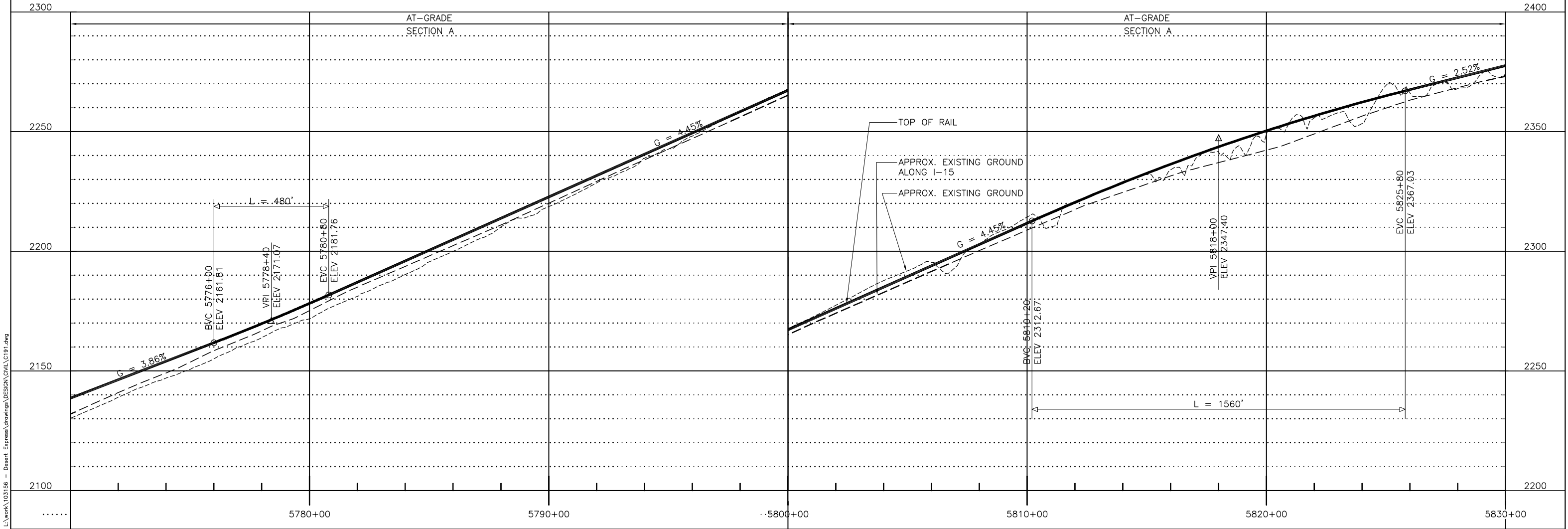
EARTH TECH | AECOM

2101 Webster St., Suite 1000  
Oakland, CA 94612  
Phone: (510) 419-6000  
Fax: (510) 419-5355  
F-C-94

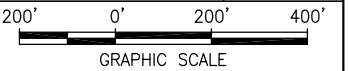
DESERTXPRESS			CADD FILENAME C191.dwg		
PLAN AND PROFILE			SIZE	SCALE	
SEGMENT 3, ALTERNATIVE B			D	1"=200'H; 1"=20'V	
STA. DX1 5710+00 TO DX1 5770+00			CONTRACT NO.		
REV.	SHEET NO.	PAGE NO.			
C	C193				



P L A N



P R O F I L E

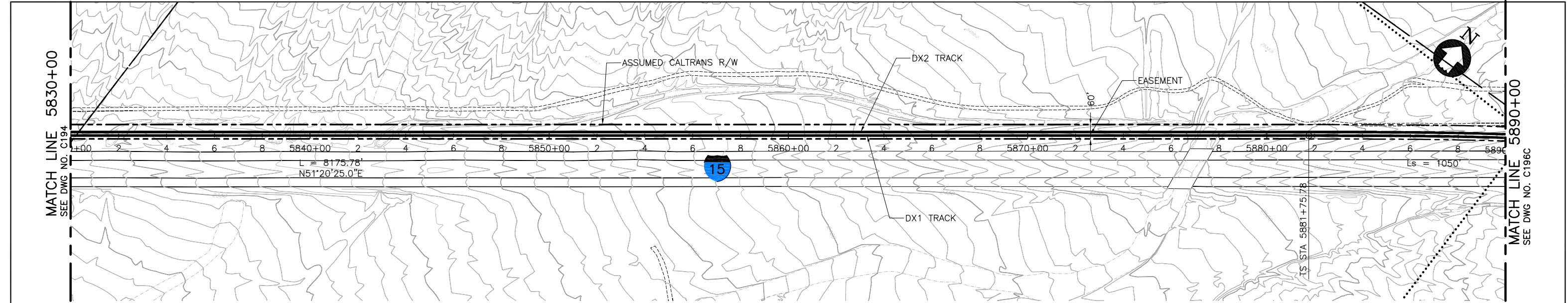


						DESIGNED BY T. LUNA
						DRAWN BY T. LUNA
C	01MAR11				ISSUED FOR FINAL EIS PLAN SET	CHECKED BY J. MAHER
B	31AUG09					IN CHARGE J. MAHER
A	12AUG08					DATE 19MAY08
REV	DATE	BY	SUB	APP	DESCRIPTION	

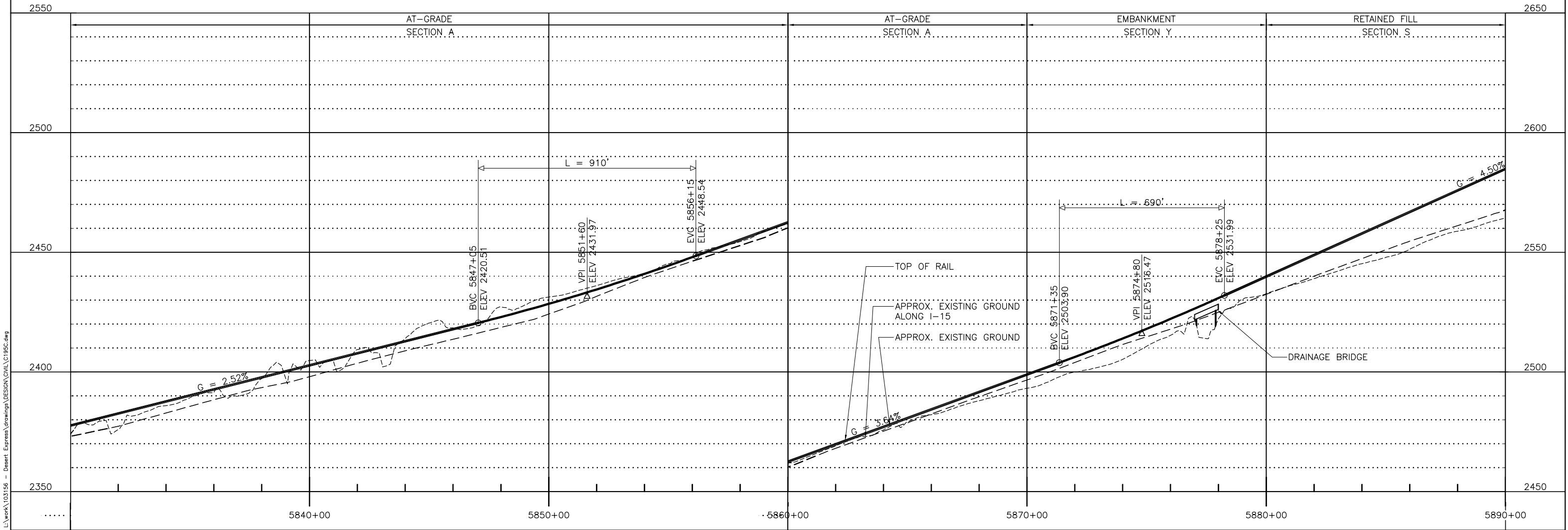
EARTH TECH | AECOM

2101 Webster St., Suite 1000  
Oakland, CA 94612  
Phone: (510) 419-6000  
Fax: (510) 419-5355  
F-C-95

DESERTXPRESS			CADD FILENAME C191.dwg		
PLAN AND PROFILE			SIZE	SCALE	
SEGMENT 3, ALTERNATIVE B			D	1"=200'H; 1"=20'V	
STA. DX1 5770+00 TO DX1 5830+00			CONTRACT NO.		
SHEET 94			REV.	SHEET NO.	PAGE NO.
			C	C194	



P L A N



P R O F I L E

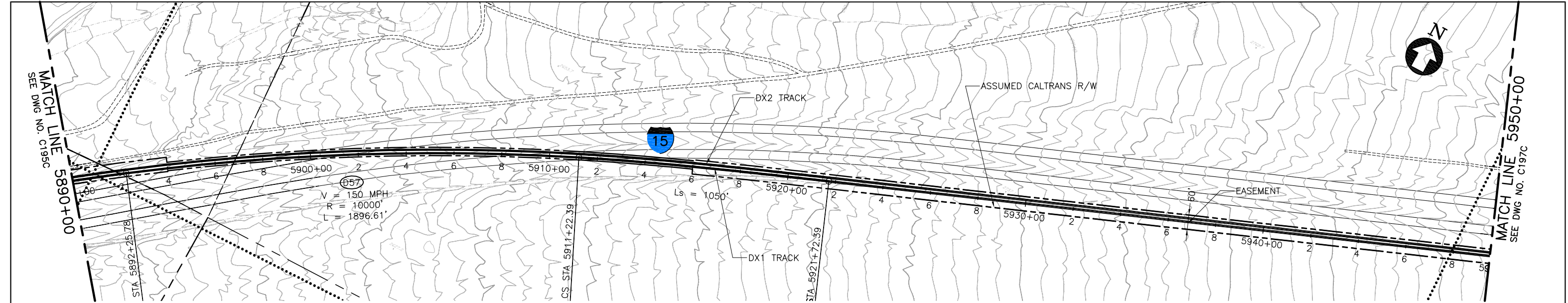
							DESIGNED BY T. LUNA
							DRAWN BY T. LUNA
							CHECKED BY J. MAHER
							IN CHARGE J. MAHER
							DATE 12NOV10
A	01MAR11					ISSUED FOR FINAL EIS PLAN SET	
REV	DATE	BY	SUB	APP		DESCRIPTION	

EARTH TECH | AECOM

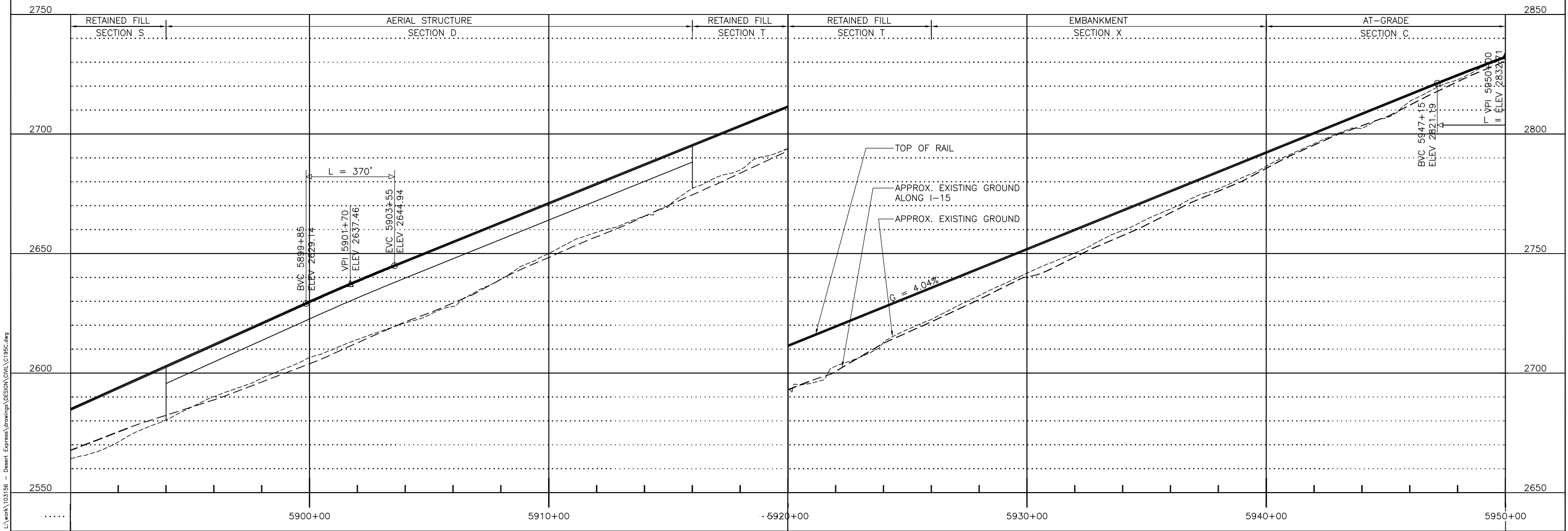
2101 Webster St., Suite 1000  
Oakland, CA 94612  
Phone: (510) 419-6000  
Fax: (510) 419-5355  
F-C-96

DESERTXPRESS			CADD FILENAME C195C.dwg		
PLAN AND PROFILE			SIZE	SCALE	
SEGMENT 3, ALTERNATIVE B			D	1"=200'H; 1"=20'V	
STA. DX1 5830+00 TO DX1 5890+00			CONTRACT NO.		
OPTION 3, SHEET 95-3			REV.	SHEET NO.	PAGE NO.
			A	C195C	

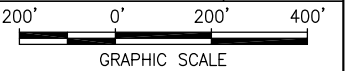




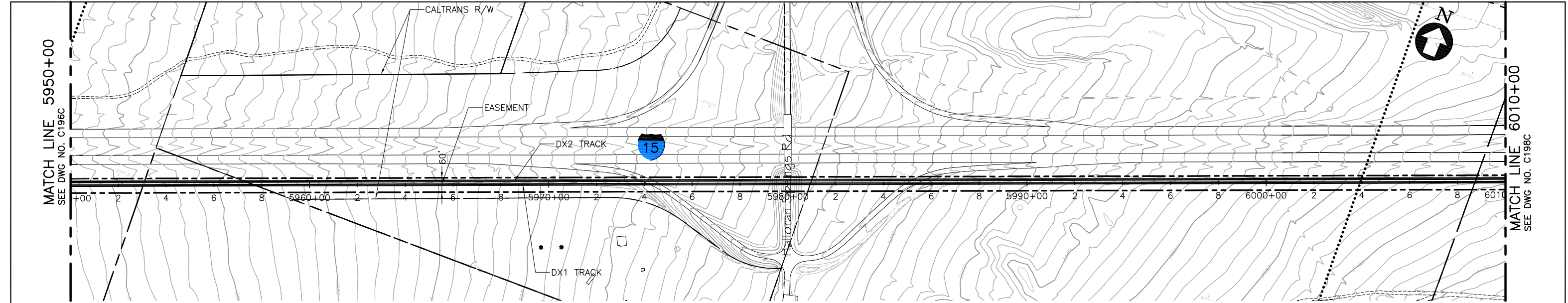
PLAN




PROFILE



Mar 07, 2011



PLAN



PROFILE



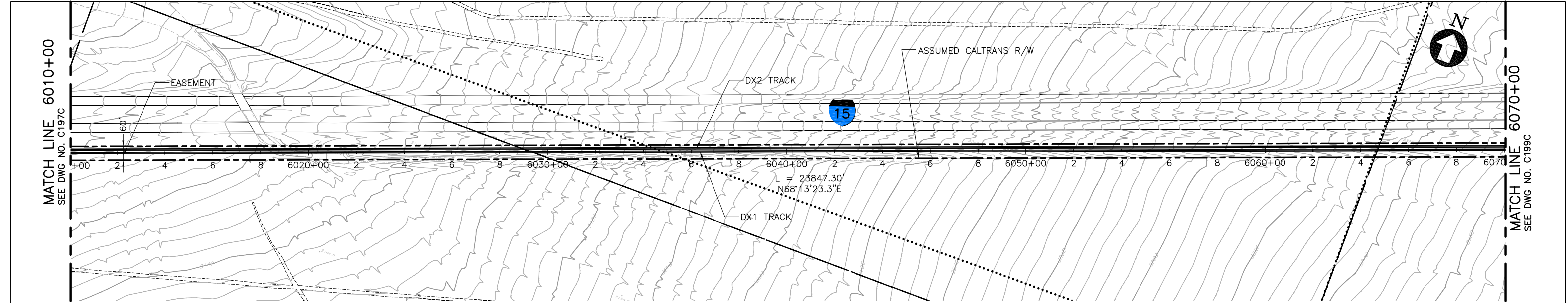
										DESIGNED BY T. LUNA
										DRAWN BY T. LUNA
										CHECKED BY J. MAHER
										IN CHARGE J. MAHER
										DATE 12NOV10
REV	DATE	BY	SUB	APP	DESCRIPTION					
A	01MAR11				ISSUED FOR FINAL EIS PLAN SET					

EARTH TECH | AECOM

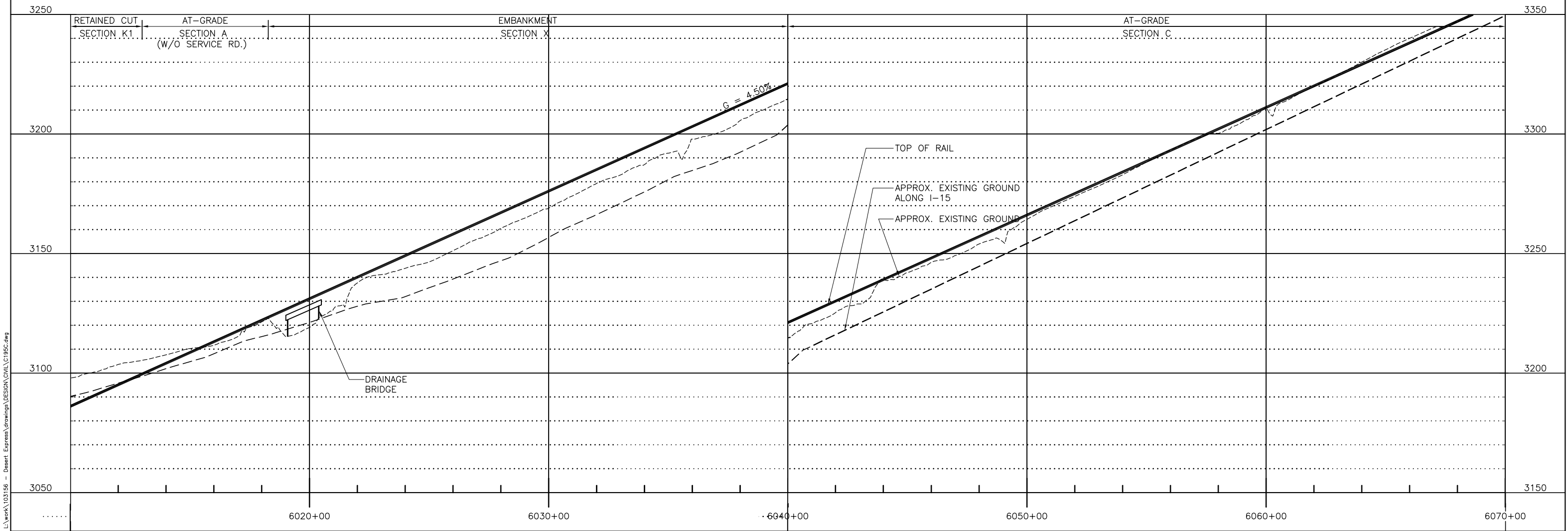
2101 Webster St., Suite 1000  
Oakland, CA 94612  
Phone: (510) 419-6000  
Fax: (510) 419-6355  
F-C-98

DESERTXPRESS  
PLAN AND PROFILE  
SEGMENT 3, ALTERNATIVE B  
STA. DX1 5950+00 TO DX1 6010+00  
OPTION 3, SHEET 97-3

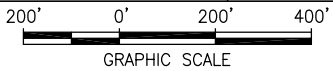
CADD FILENAME C195C.dwg		
SIZE D	SCALE 1"=200'H; 1"=20'V	
CONTRACT NO.		
REV. A	SHEET NO. C197C	PAGE NO.



PLAN



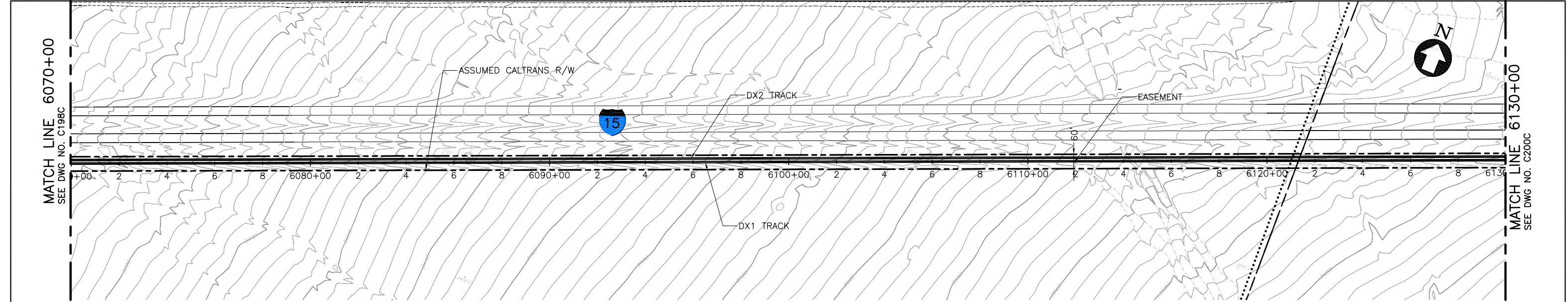
PROFILE



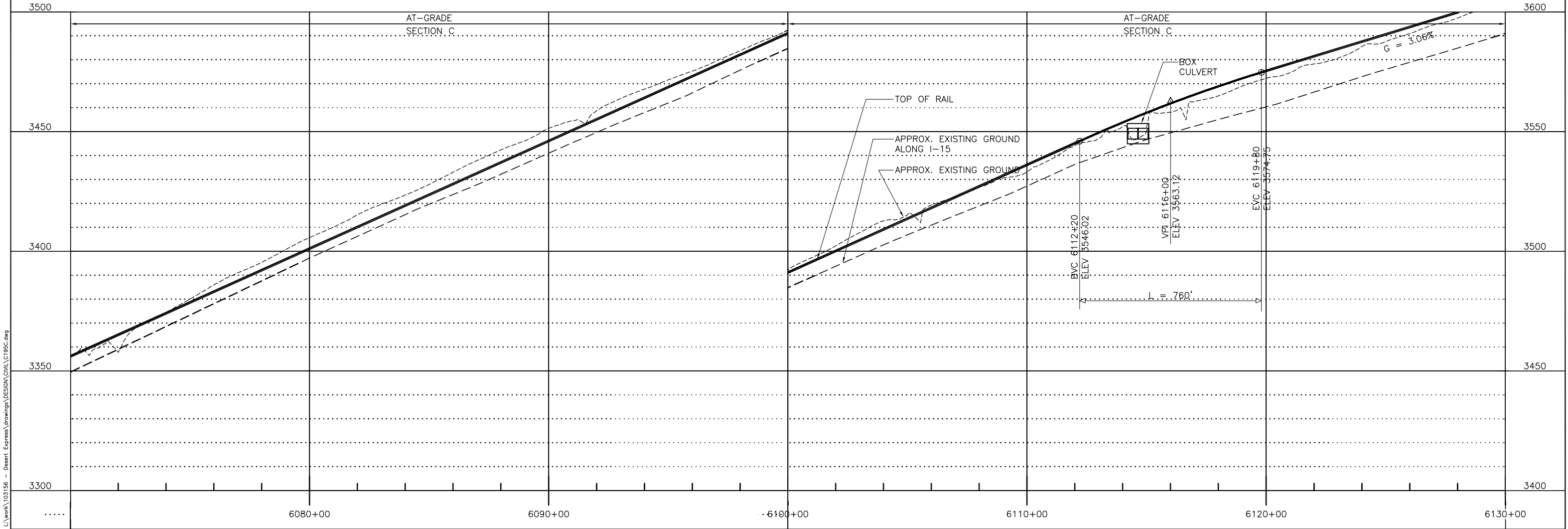
										DESIGNED BY T. LUNA	<div>EARTH TECH   AECOM</div> <div>2101 Webster St., Suite 1000 Oakland, CA 94612 Phone: (510) 419-6000 Fax: (510) 419-5355 F-C-99</div>		<div>DESERTXPRESS</div> <div>PLAN AND PROFILE SEGMENT 3, ALTERNATIVE B STA. DX1 6010+00 TO DX1 6070+00 OPTION 3, SHEET 98-3</div>		CADD FILENAME C195C.dwg
										DRAWN BY T. LUNA					SIZE SCALE D 1"=200'H; 1"=20'V
										CHECKED BY J. MAHER					CONTRACT NO.
										IN CHARGE J. MAHER					REV. SHEET NO. PAGE NO. A C198C
REV	DATE	BY	SUB	APP	DESCRIPTION					DATE 12NOV10					
A	01MAR11				ISSUED FOR FINAL EIS PLAN SET										

Mar 07, 2011 10:09am L:\work\103156 - Desert Express\Drawings\DESIGN\Civil\C195C.dwg





PLAN



PROFILE

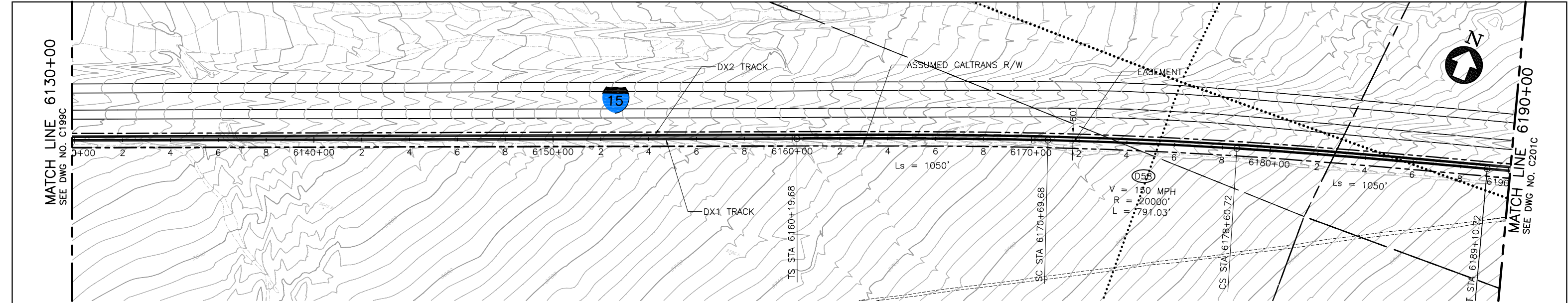
						DESIGNED BY T. LUNA
						DRAWN BY T. LUNA
						CHECKED BY J. MAHER
						IN CHARGE J. MAHER
						DATE 12NOV10
REV	DATE	BY	SUB	APP	DESCRIPTION	
A	01MAR11				ISSUED FOR FINAL EIS PLAN SET	

EARTH TECH | AECOM

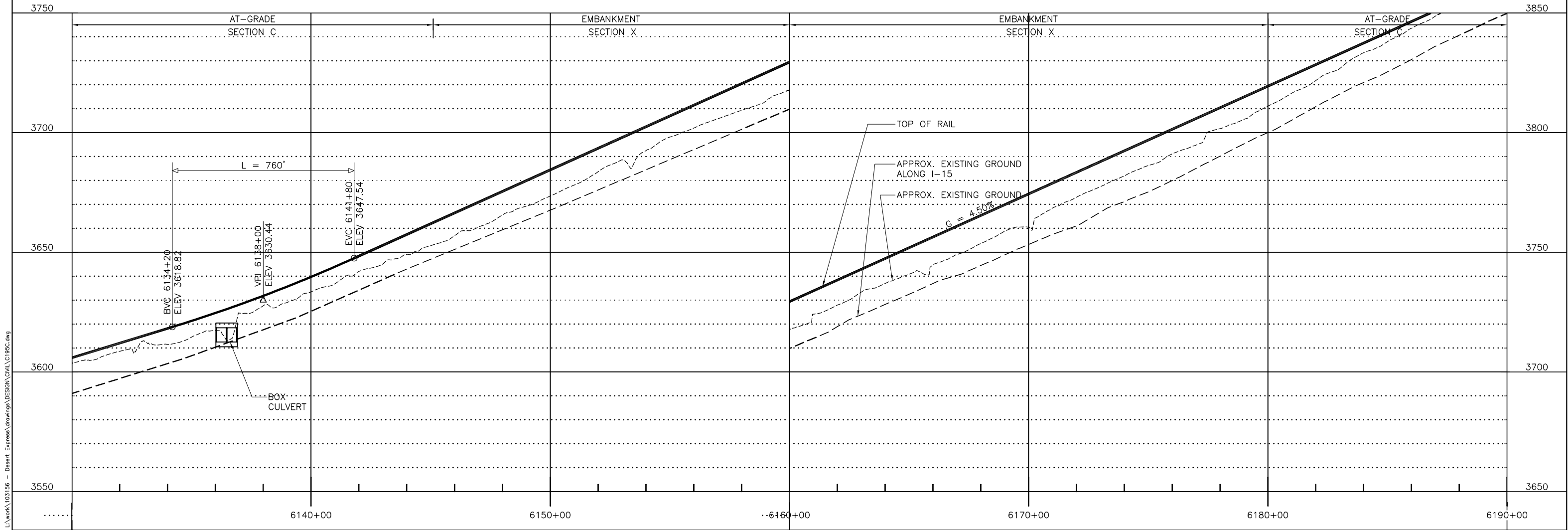
2101 Webster St., Suite 1000  
Oakland, CA 94612  
Phone: (510) 419-6000  
Fax: (510) 419-5355  
F-C-100

DESERTXPRESS  
PLAN AND PROFILE  
SEGMENT 3, ALTERNATIVE B  
STA. DX1 6070+00 TO DX1 6130+00  
OPTION 3, SHEET 99-3

CADD FILENAME C195C.dwg		
SIZE D	SCALE 1"=200'H; 1"=20'V	
CONTRACT NO.		
REV. A	SHEET NO. C199C	PAGE NO.



P L A N



P R O F I L E

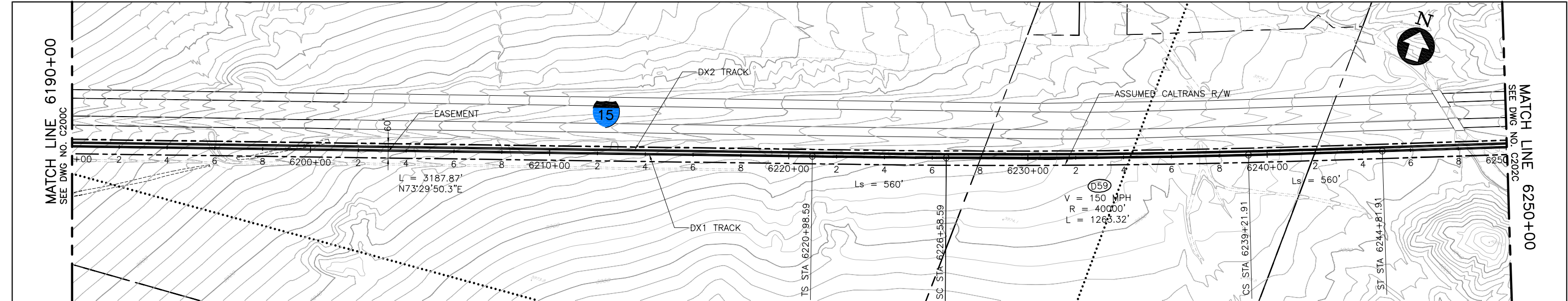
							DESIGNED BY T. LUNA
							DRAWN BY T. LUNA
							CHECKED BY J. MAHER
							IN CHARGE J. MAHER
							DATE 12NOV10
REV	DATE	BY	SUB	APP	DESCRIPTION		
A	01MAR11				ISSUED FOR FINAL EIS PLAN SET		

EARTH TECH | AECOM

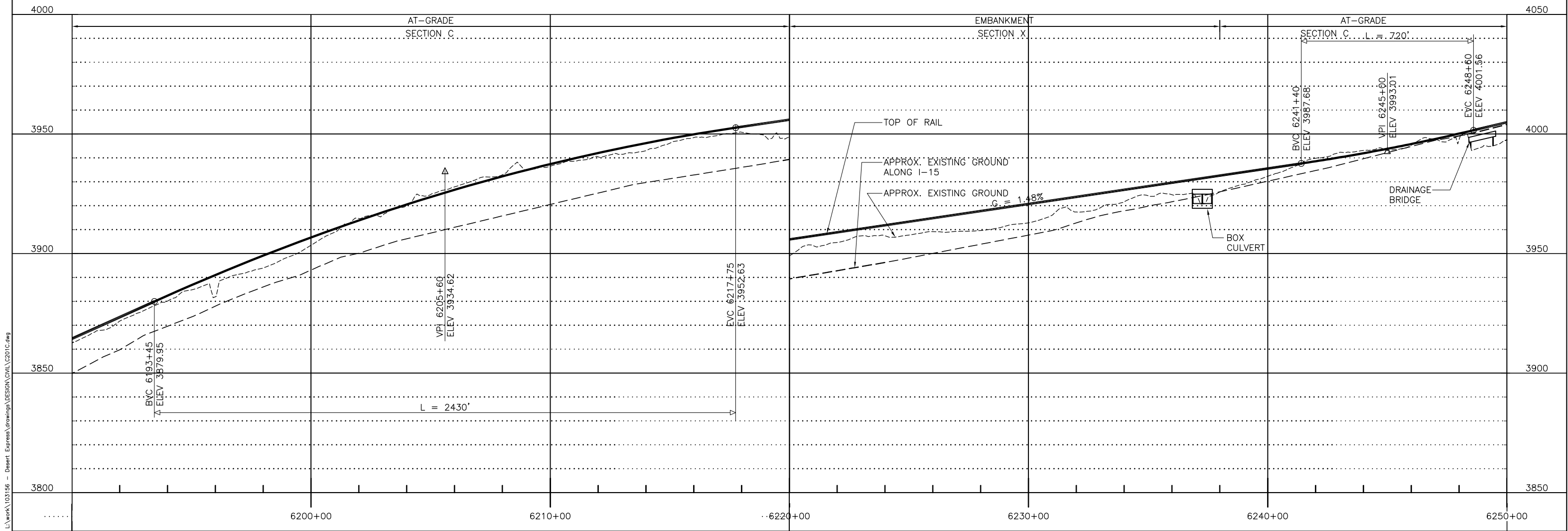
2101 Webster St., Suite 1000  
Oakland, CA 94612  
Phone: (510) 419-6000  
Fax: (510) 419-5355  
F-C-101

DESERTXPRESS  
PLAN AND PROFILE  
SEGMENT 3, ALTERNATIVE B  
STA. DX1 6130+00 TO DX1 6190+00  
OPTION 3, SHEET 100-3

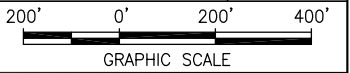
CADD FILENAME C195C.dwg		
SIZE D	SCALE 1"=200'H; 1"=20'V	
CONTRACT NO.		
REV. A	SHEET NO. C200C	PAGE NO.



PLAN



PROFILE



Mar 07, 2011 10:11am L:\work\103156 - Desert Express\Drawings\DESIGN\Civil\201C.dwg

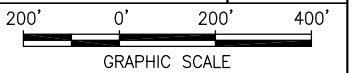
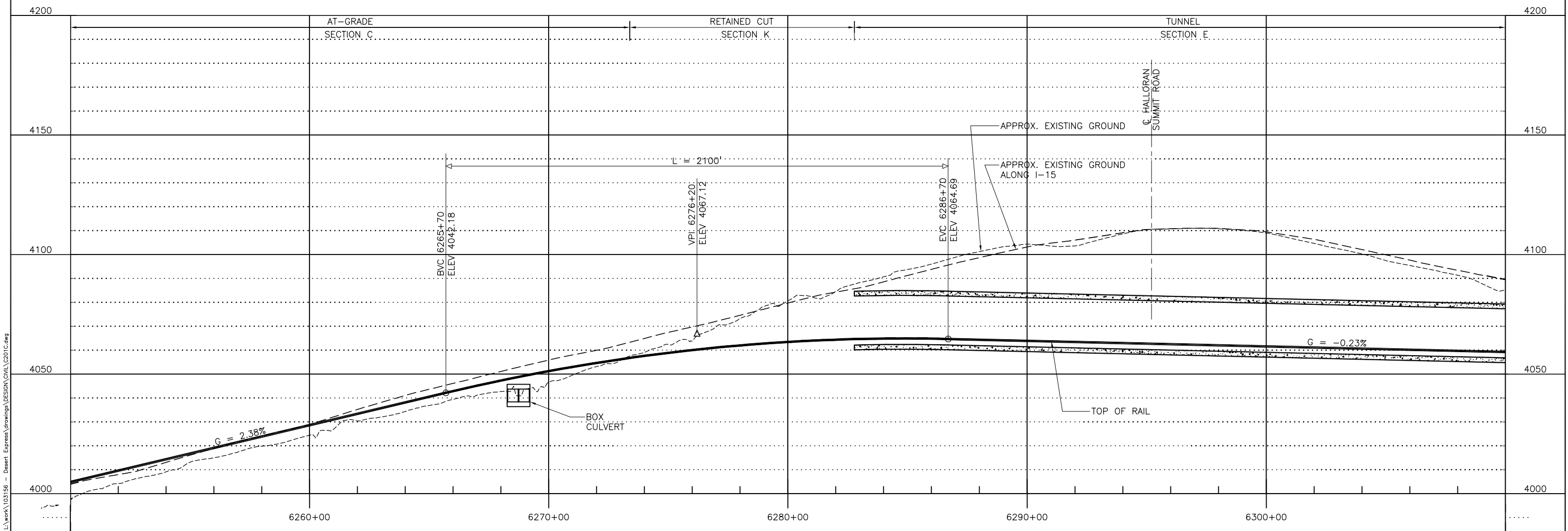
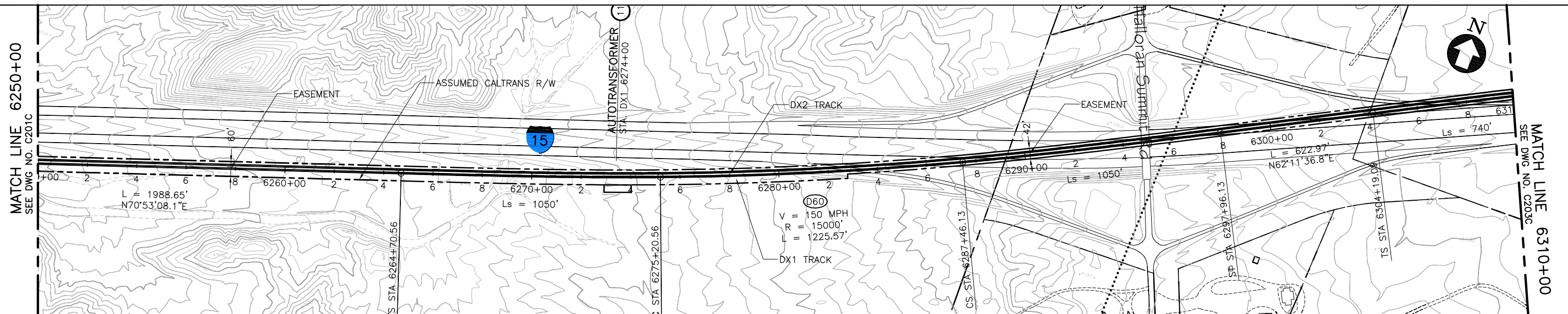
					DESIGNED BY T. LUNA
					DRAWN BY T. LUNA
					CHECKED BY J. MAHER
					IN CHARGE J. MAHER
					DATE 12NOV10
REV	DATE	BY	SUB	APP	DESCRIPTION
A	01MAR11				ISSUED FOR FINAL EIS PLAN SET

EARTH TECH | AECOM

2101 Webster St., Suite 1000  
Oakland, CA 94612  
Phone: (510) 419-6000  
Fax: (510) 419-5355  
F-C-102

DESERTXPRESS			CADD FILENAME C201C.dwg		
PLAN AND PROFILE			SIZE	SCALE	
SEGMENT 3, ALTERNATIVE B			D	1"=200'H; 1"=20'V	
STA. DX1 6190+00 TO DX1 6250+00			CONTRACT NO.		
OPTION 3, SHEET 101-3			REV.	SHEET NO.	PAGE NO.
			A	C201C	





Mar 07, 2011						DESIGNED BY T. LUNA
						DRAWN BY T. LUNA
						CHECKED BY J. MAHER
						IN CHARGE J. MAHER
						DATE 12NOV10
dfunfurnum	A	01MAR11			ISSUED FOR FINAL EIS PLAN SET	
	REV	DATE	BY	SUB	APP	DESCRIPTION

**EARTH TECH** | **AECOM**

DESERTXPRESS

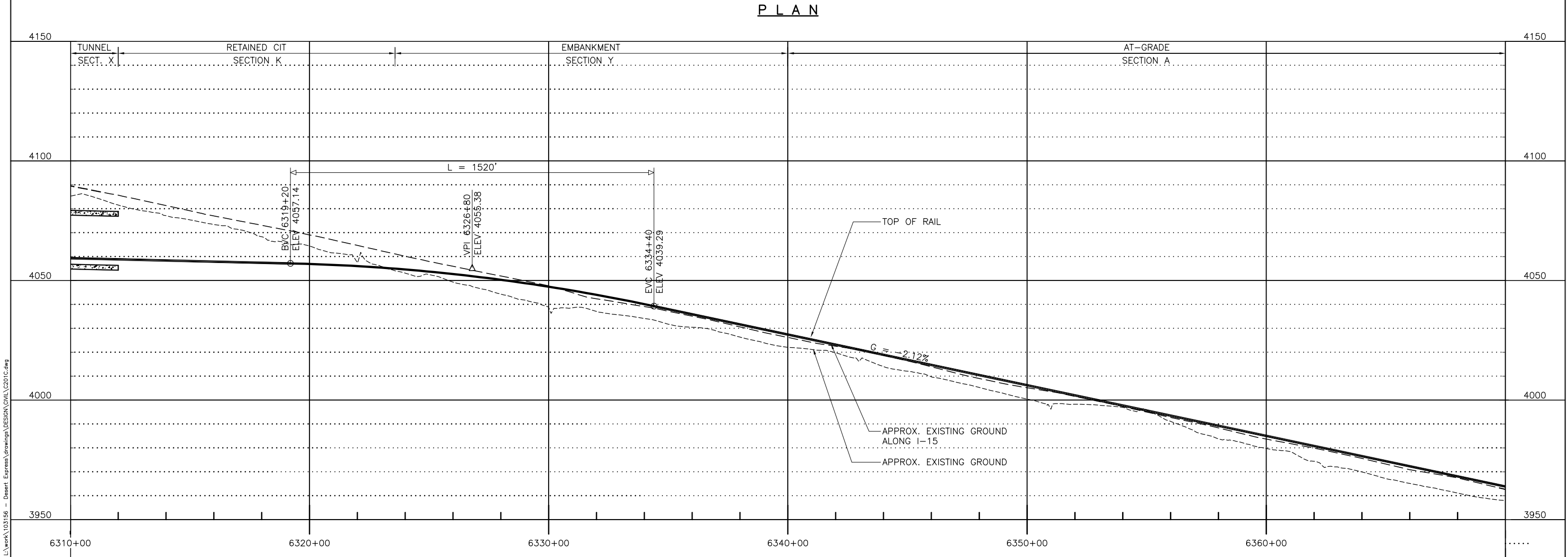
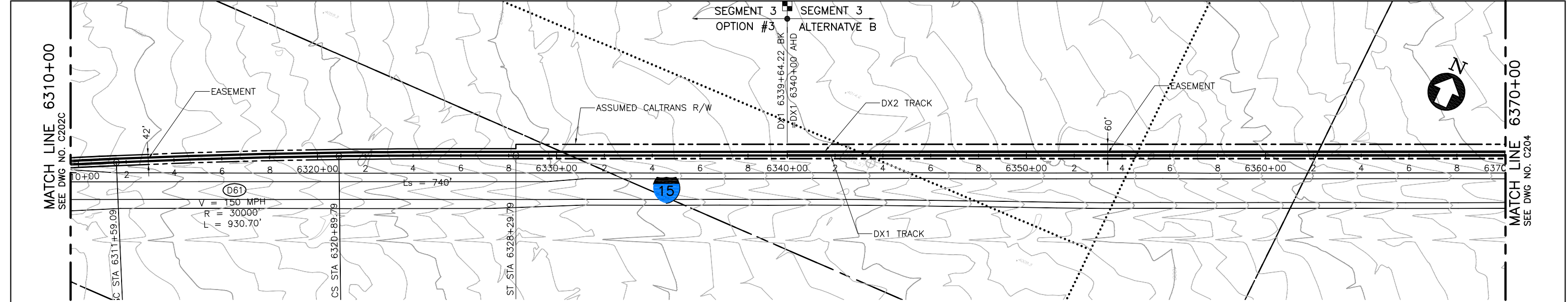
---

PLAN AND PROFILE  
SEGMENT 3, ALTERNATIVE B  
STA. DX1 6250+00 TO DX1 6310+00  
OPTION 3, SHEET 102-3

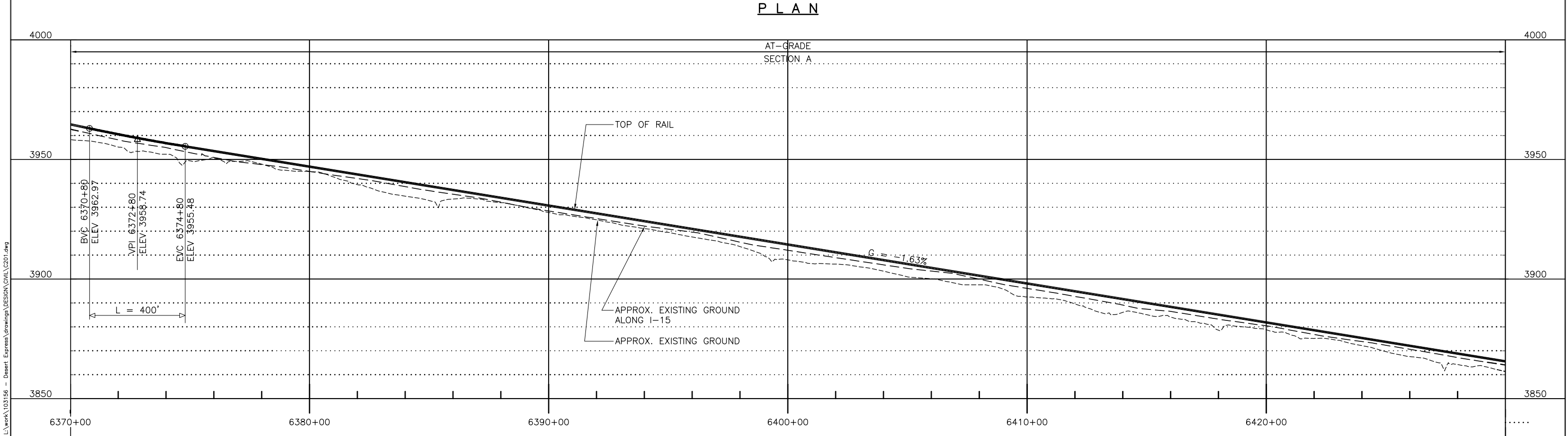
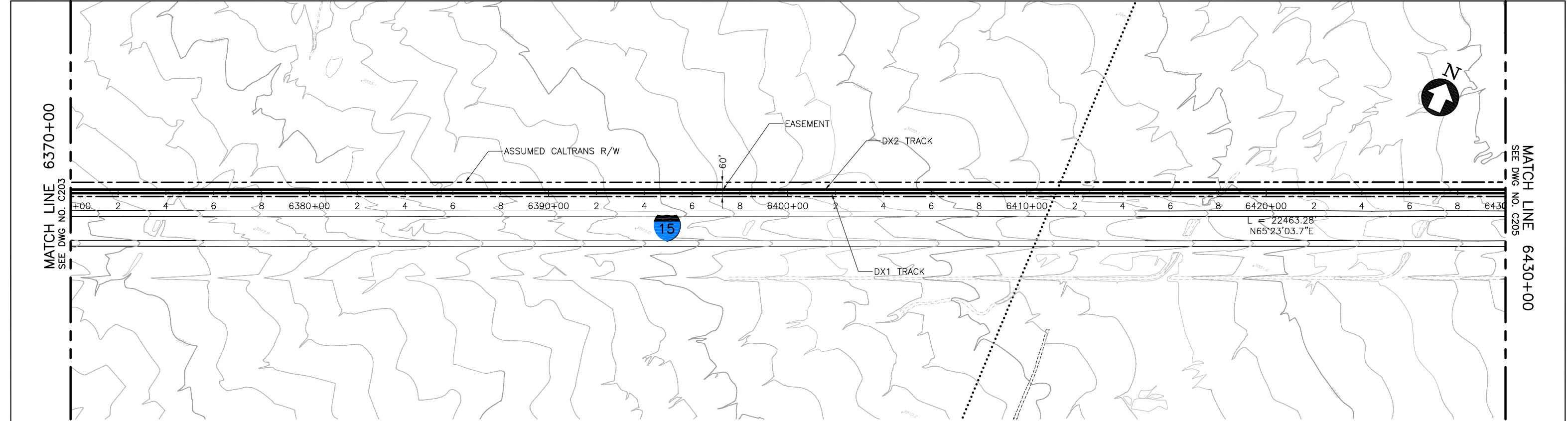
## PLAN AND PROFILE

### SEGMENT 3, ALTERNATIVE B

CADD FILENAME		
C201C.dwg		
SIZE	SCALE	
D	1"=200'H; 1"=20'V	
CONTRACT NO.		
REV.	SHEET NO.	PAGE NO.
A	C202C	



						DESIGNED BY T. LUNA	<div>EARTH TECH   AECOM</div> <div>2101 Webster St., Suite 1000 Oakland, CA 94612 Phone: (510) 419-6000 Fax: (510) 419-5355 F-C-104</div>		<div>DESERTXPRESS</div> <div>PLAN AND PROFILE SEGMENT 3, ALTERNATIVE B STA. DX1 6310+00 TO DX1 6370+00 OPTION 3, SHEET 103-3</div>		CADD FILENAME C201C.dwg		
						DRAWN BY T. LUNA					SIZE SCALE D 1"=200'H; 1"=20'V		
						CHECKED BY J. MAHER					CONTRACT NO.		
						IN CHARGE J. MAHER					REV. SHEET NO. PAGE NO. A C203C		
REV	DATE	BY	SUB	APP	DESCRIPTION	DATE 12NOV10							
A	01MAR11				ISSUED FOR FINAL EIS PLAN SET								



CADD FILENAME C201.dwg					DESERTXPRESS		PLAN AND PROFILE SEGMENT 3, ALTERNATIVE B STA. DX1 6370+00 TO DX1 6430+00 SHEET 104		CONTRACT NO.	
SIZE SCALE D 1"=200'H; 1"=20'V					REV.		SHEET NO. C204		PAGE NO.	
DESIGNED BY T. LUNA					DRAWN BY T. LUNA		CHECKED BY J. MAHER		IN CHARGE J. MAHER	
ISSUED FOR FINAL EIS PLAN SET					DATE 19MAY08					
REV					DATE		BY		SUB	
A					12AUG08				APP	
B					31AUG09					
C					01MAR11					

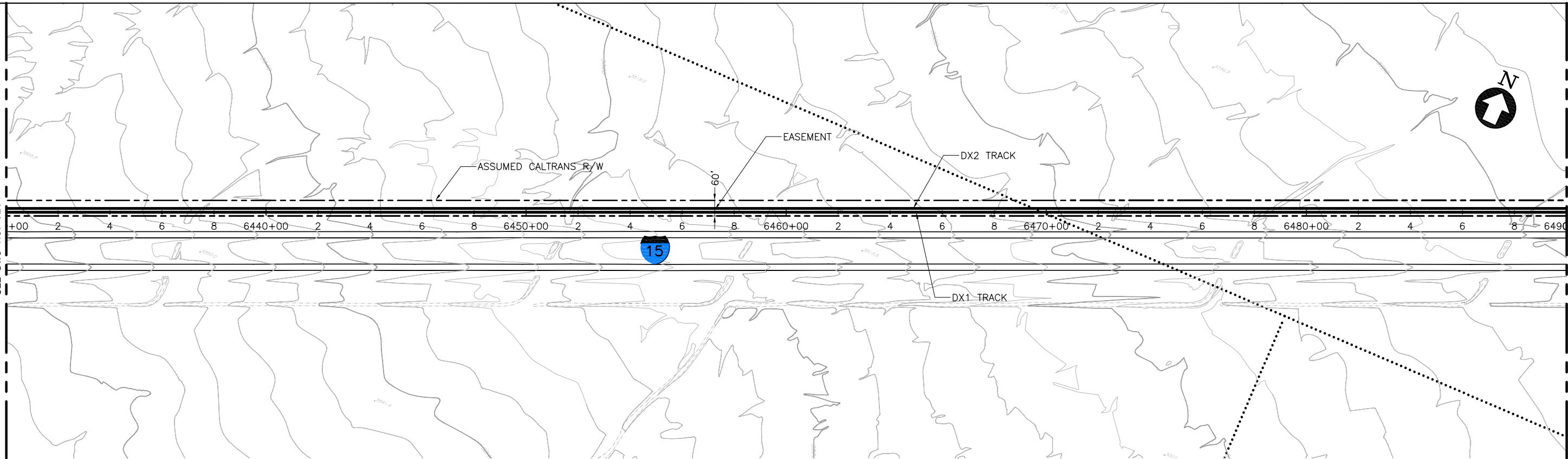
EARTH TECH		AECOM		2101 Webster St., Suite 1000 Oakland, CA 94612 Phone: (510) 419-6000 Fax: (510) 419-5355 F-C-105	
------------	--	-------	--	--	--



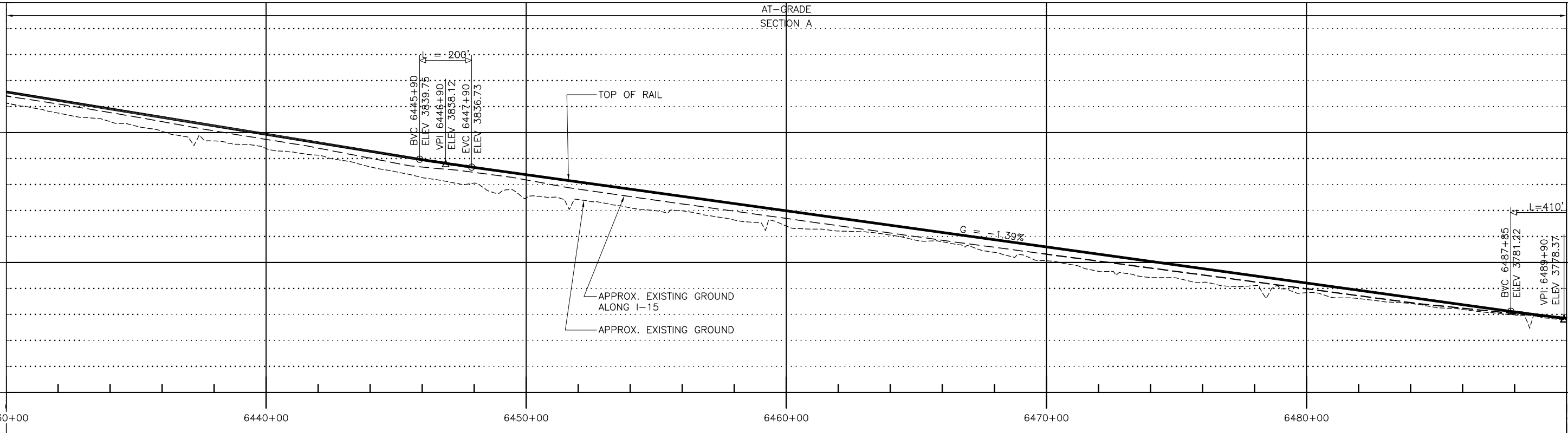
d:\functional\ Mar 07, 2011 10:17am L:\work\103156 - Desert Express\Drawings\DESIGN\Civil\C201.dwg

MATCH LINE 6430+00  
SEE DWG NO. C204

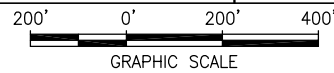
MATCH LINE 6490+00  
SEE DWG NO. C206



PLAN



PROFILE



						DESIGNED BY T. LUNA
						DRAWN BY T. LUNA
C	01MAR11				ISSUED FOR FINAL EIS PLAN SET	CHECKED BY J. MAHER
B	31AUG09					IN CHARGE J. MAHER
A	12AUG08					DATE 19MAY08
REV	DATE	BY	SUB	APP	DESCRIPTION	

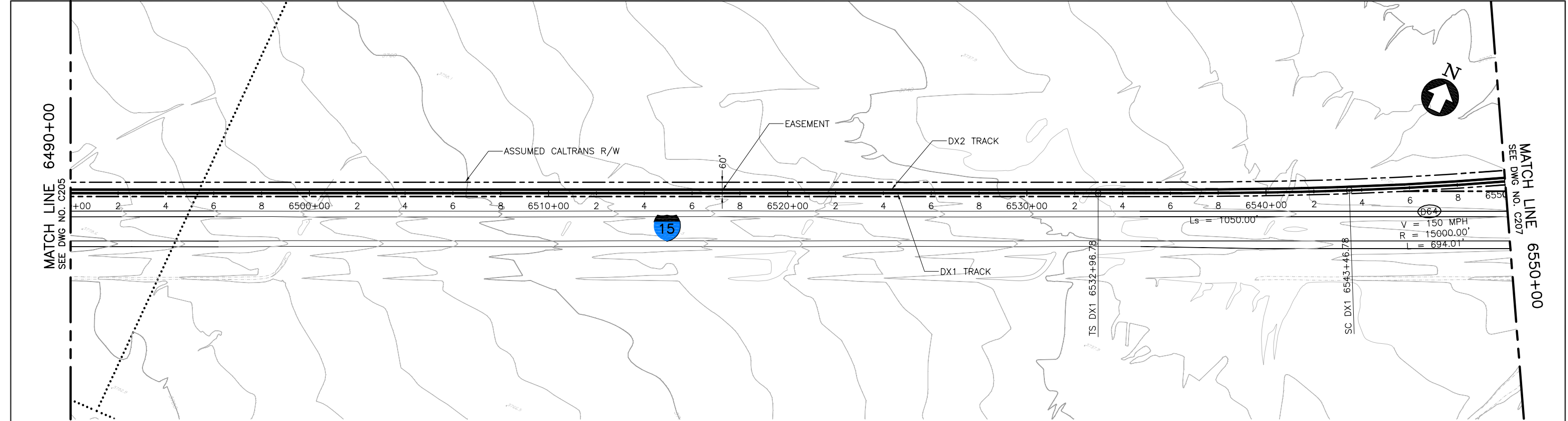
EARTH TECH | AECOM

2101 Webster St., Suite 1000  
Oakland, CA 94612  
Phone: (510) 419-6000  
Fax: (510) 419-5355  
F-C-106

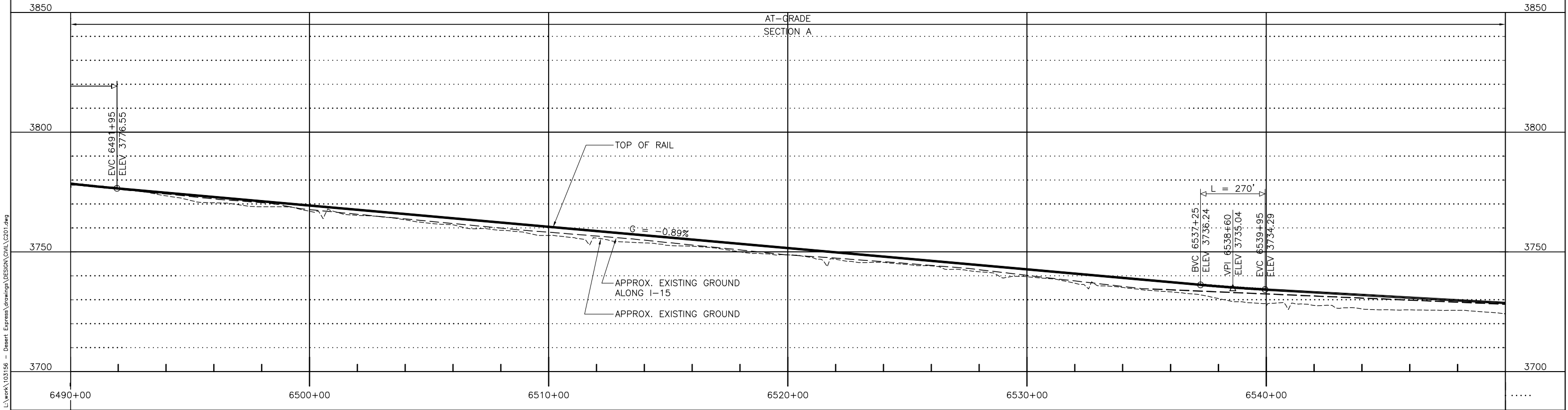
DESERTXPRESS

PLAN AND PROFILE  
SEGMENT 3, ALTERNATIVE B  
STA. DX1 6430+00 TO DX1 6490+00  
SHEET 105

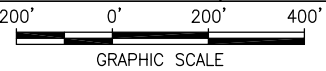
CADD FILENAME C201.dwg		
SIZE D	SCALE 1"=200'H; 1"=20'V	
CONTRACT NO.		
REV. C	SHEET NO. C205	PAGE NO.



P L A N

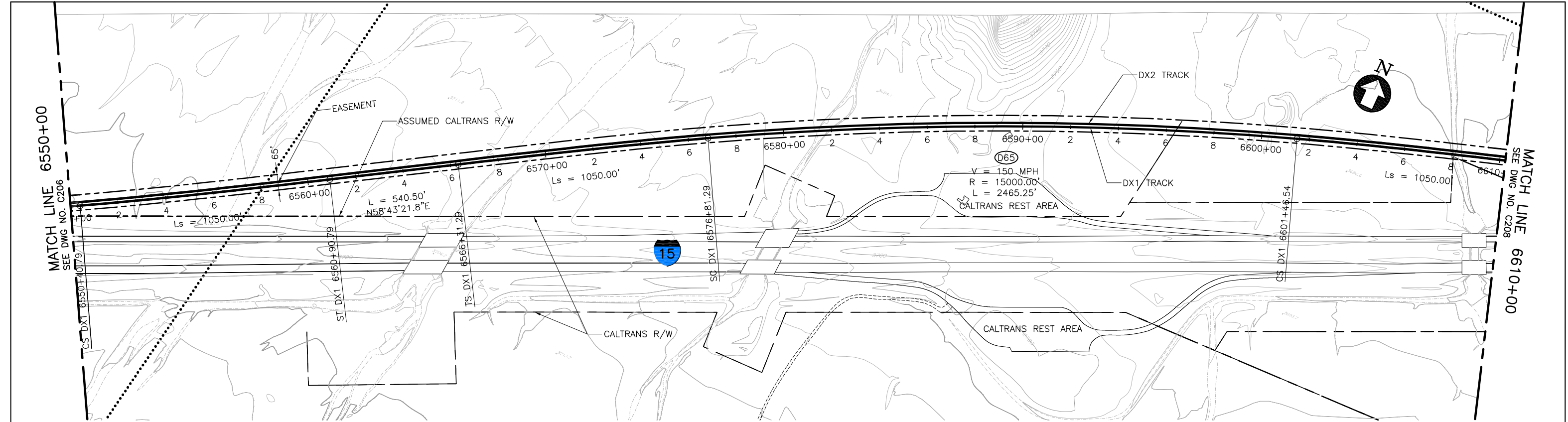


P R O F I L E

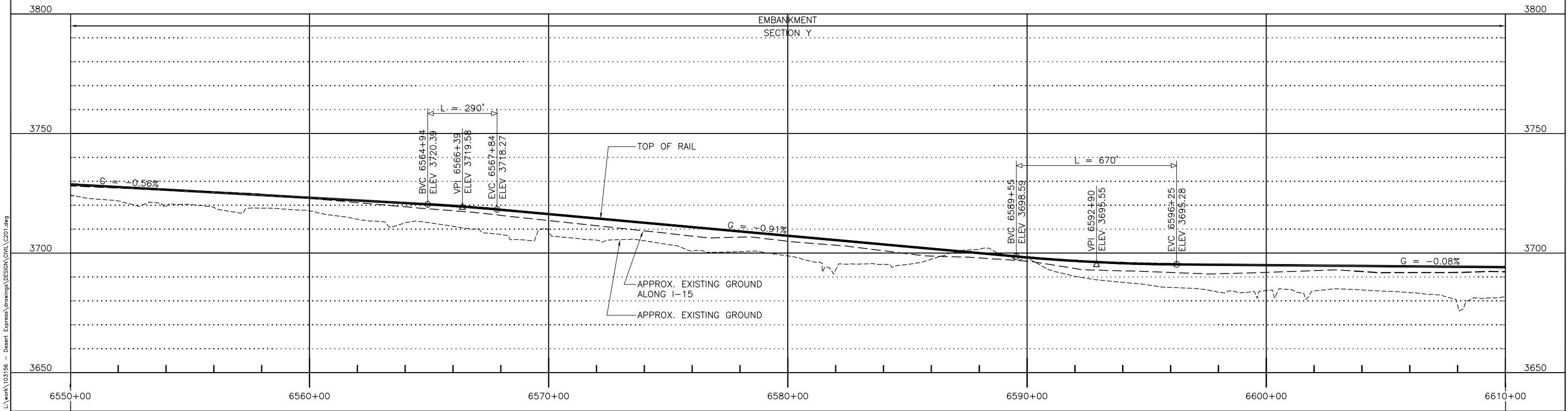


Mar 07, 2011  difficult							DESIGNED BY T. LUNA	EARTH TECH   AECOM  2101 Webster St., Suite 1000 Oakland, CA 94612 Phone: (510) 419-6000 Fax: (510) 419-5355 F-C-107		DESERTXpress  PLAN AND PROFILE SEGMENT 3, ALTERNATIVE B STA. DX1 6490+00 TO DX1 6550+00 SHEET 106	CADD FILENAME C201.dwg			
							DRAWN BY T. LUNA				SIZE D	SCALE 1"=200'H; 1"=20'V	CONTRACT NO.	
	C	01MAR11				ISSUED FOR FINAL EIS PLAN SET	CHECKED BY J. MAHER							
	B	31AUG09					IN CHARGE J. MAHER							
	A	12AUG08					DATE 19MAY08							REV. C

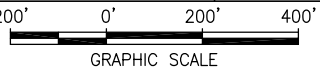
Mar 07, 2011 10:17am L:\work\103156 - Desert Express\Drawings\DESIGN\Civil\C201.dwg



PLAN



PROFILE



						DESIGNED BY T. LUNA
D	01MAR11					DRAWN BY T. LUNA
C	30DEC09					CHECKED BY J. MAHER
B	31AUG09					IN CHARGE J. MAHER
A	12AUG08					DATE 19MAY08
REV	DATE	BY	SUB	APP	DESCRIPTION	

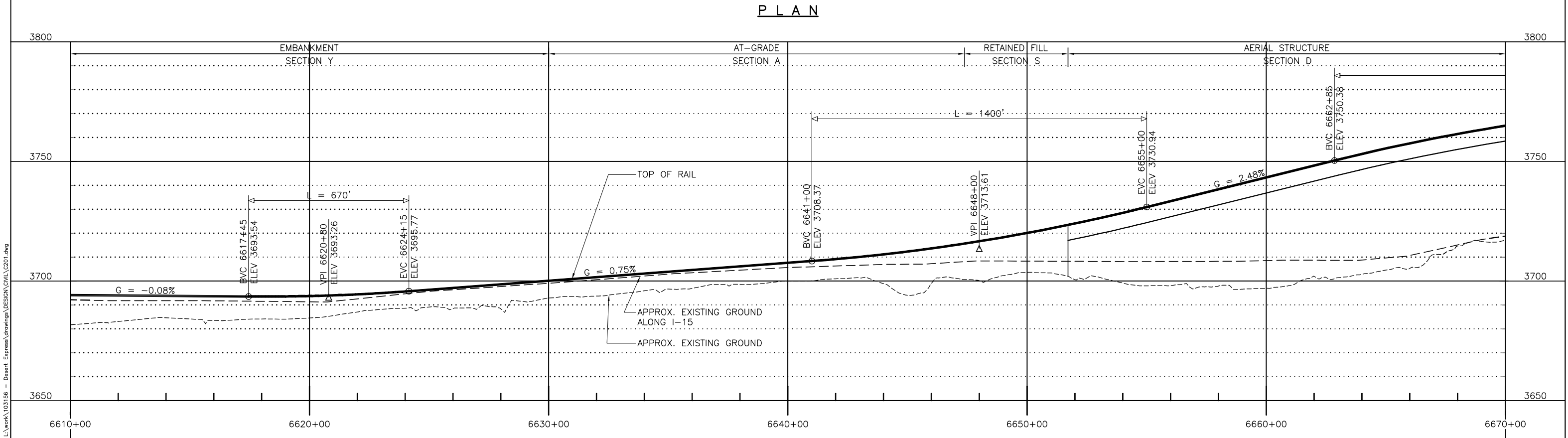
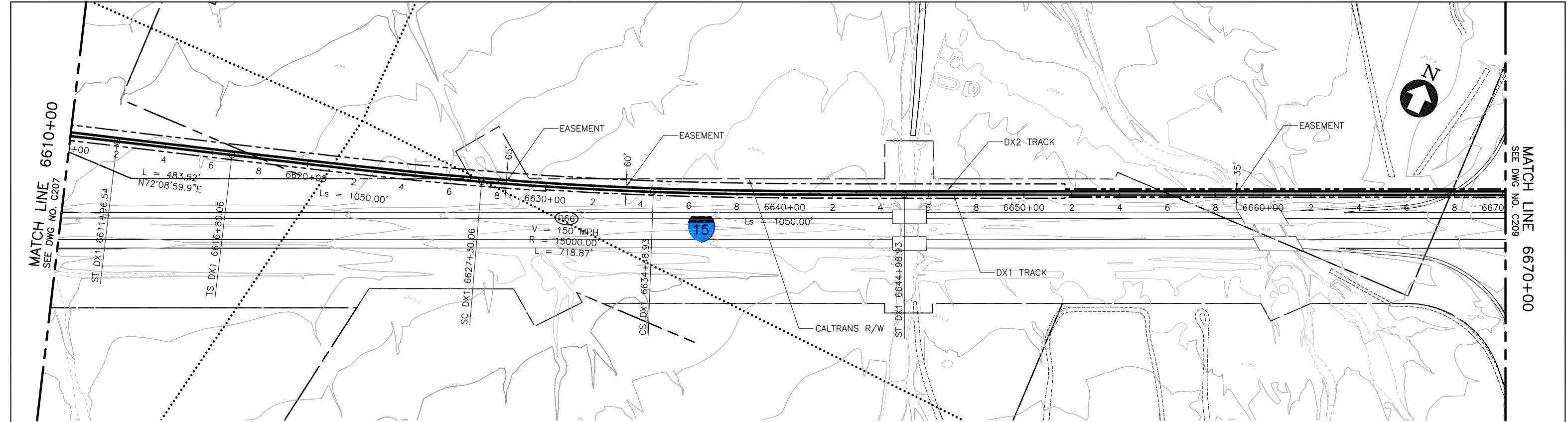
EARTH TECH | AECOM

2101 Webster St., Suite 1000  
Oakland, CA 94612  
Phone: (510) 419-6000  
Fax: (510) 419-5355  
F-C-108

DESERTXPRESS  
PLAN AND PROFILE  
SEGMENT 3, ALTERNATIVE B  
STA. DX1 6550+00 TO DX1 6610+00  
SHEET 107

CADD FILENAME C201.dwg		
SIZE D	SCALE 1"=200'H; 1"=20'V	
CONTRACT NO.		
REV. D	SHEET NO. C207	PAGE NO.





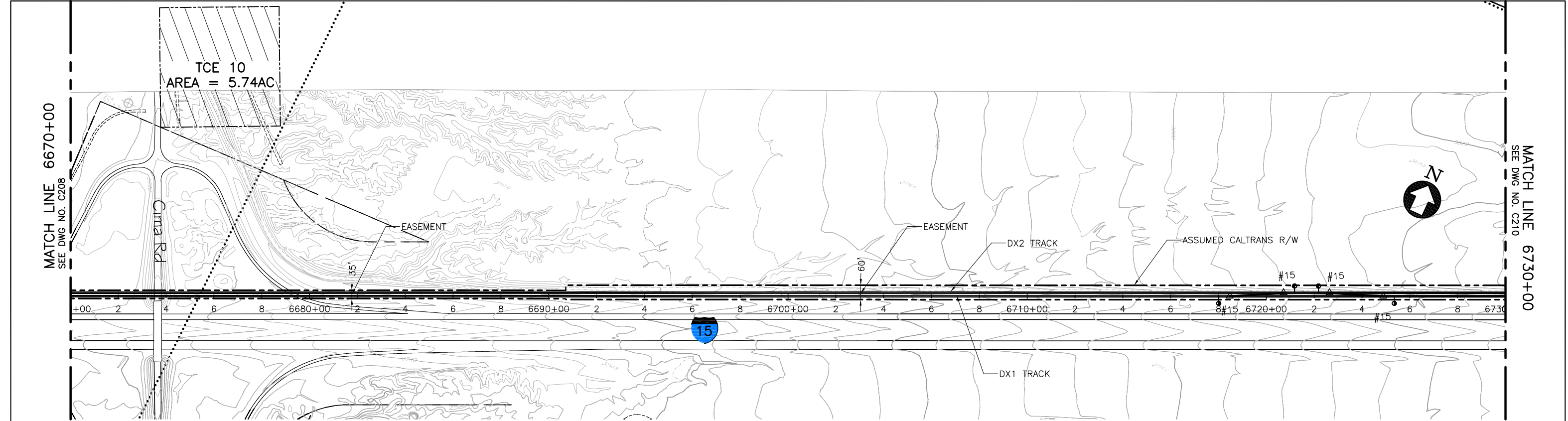
						DESIGNED BY T. LUNA
						DRAWN BY T. LUNA
D	01MAR11				ISSUED FOR FINAL EIS PLAN SET	CHECKED BY J. MAHER
C	30DEC09					IN CHARGE J. MAHER
B	31AUG09					DATE 19MAY08
A	12AUG08					
REV	DATE	BY	SUB	APP	DESCRIPTION	

EARTH TECH | AECOM

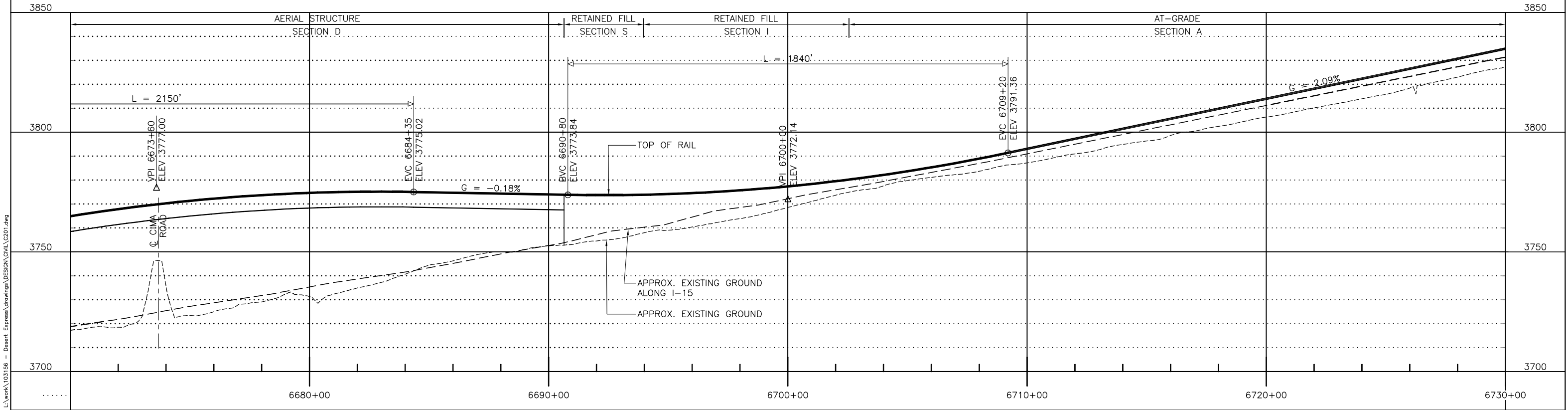
2101 Webster St., Suite 1000  
Oakland, CA 94612  
Phone: (510) 419-6000  
Fax: (510) 419-5355  
F-C-109

DESERTXPRESS  
PLAN AND PROFILE  
SEGMENT 3, ALTERNATIVE B  
STA. DX1 6610+00 TO DX1 6670+00  
SHEET 108

CADD FILENAME C201.dwg		
SIZE D	SCALE 1"=200'H; 1"=20'V	
CONTRACT NO.		
REV. D	SHEET NO. C208	PAGE NO.

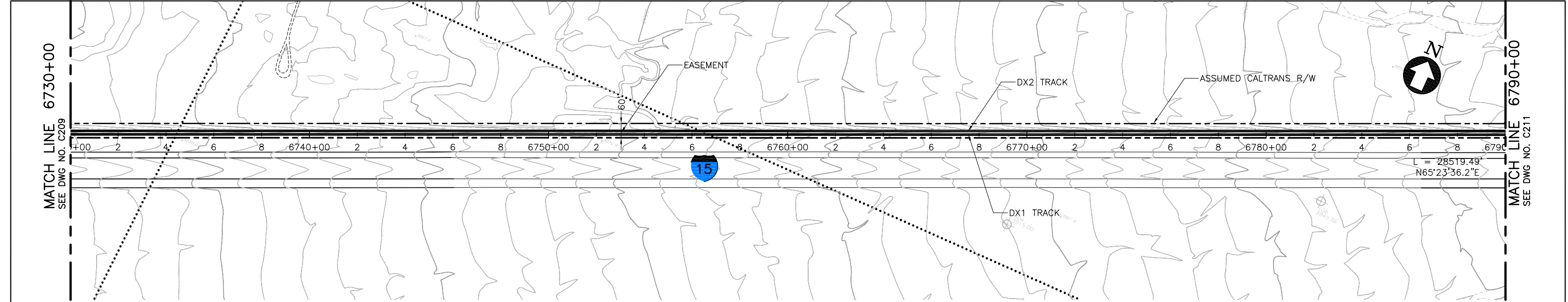


PLAN

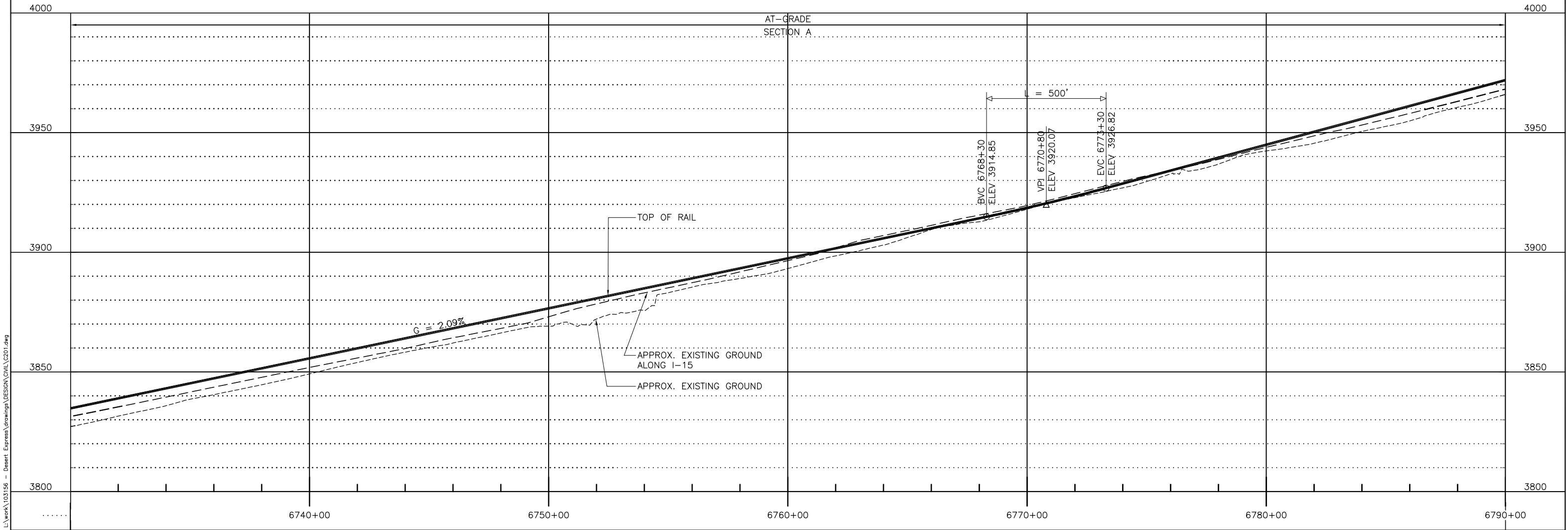


PROFILE

					DESIGNED BY T. LUNA	<div>EARTH TECH   AECOM</div> <div>2101 Webster St., Suite 1000 Oakland, CA 94612 Phone: (510) 419-6000 Fax: (510) 419-5355 F-C-110</div>		<div>DESERTXPRESS</div> <div>PLAN AND PROFILE SEGMENT 3, ALTERNATIVE B STA. DX1 6670+00 TO DX1 6730+00 SHEET 109</div>		CADD FILENAME C201.dwg		
					DRAWN BY T. LUNA					SIZE D	SCALE 1"=200'H; 1"=20'V	CONTRACT NO.
					CHECKED BY J. MAHER							
					IN CHARGE J. MAHER							
					DATE 19MAY08					REV. C	SHEET NO. C209	PAGE NO.
REV	DATE	BY	SUB	APP	DESCRIPTION							
C	01MAR11				ISSUED FOR FINAL EIS PLAN SET							
B	31AUG09											
A	12AUG08											



PLAN



PROFILE

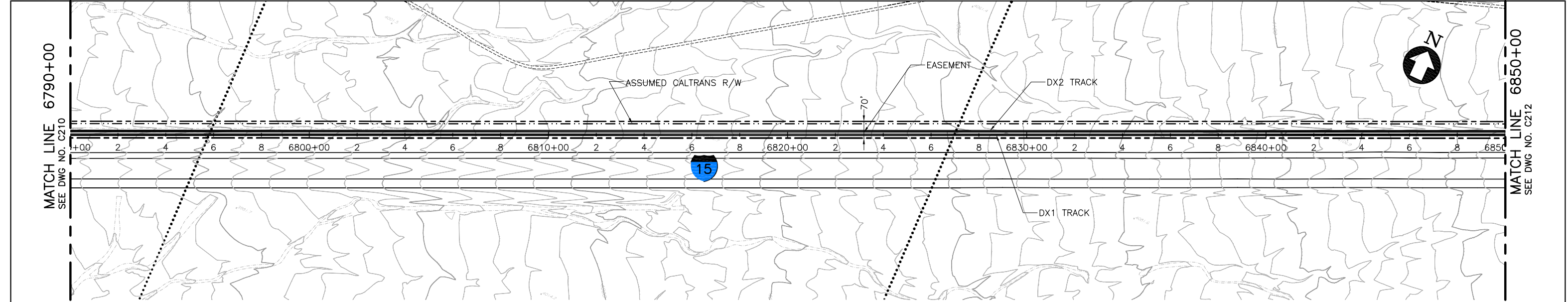
							DESIGNED BY T. LUNA
							DRAWN BY T. LUNA
C	01MAR11					ISSUED FOR FINAL EIS PLAN SET	CHECKED BY J. MAHER
B	31AUG09						IN CHARGE J. MAHER
A	12AUG08						DATE 19MAY08
REV	DATE	BY	SUB	APP		DESCRIPTION	

EARTH TECH | AECOM

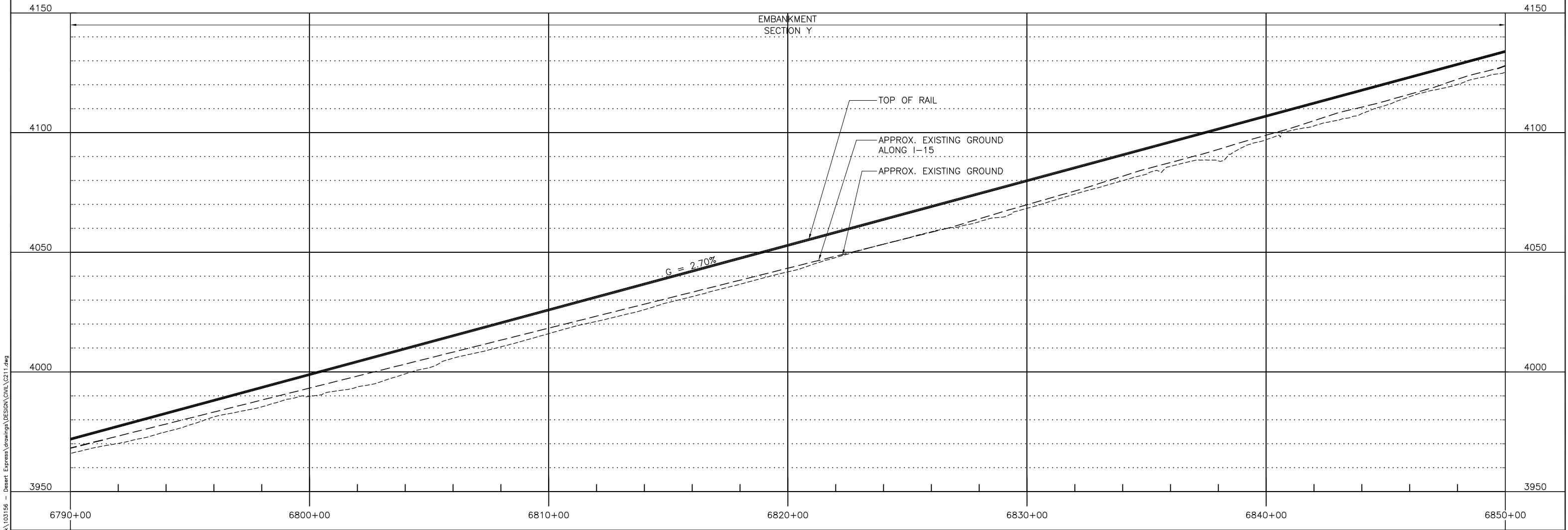
2101 Webster St., Suite 1000  
Oakland, CA 94612  
Phone: (510) 419-6000  
Fax: (510) 419-5355  
F-C-111

DESERTXPRESS			CADD FILENAME C201.dwg		
PLAN AND PROFILE			SIZE	SCALE	
SEGMENT 3, ALTERNATIVE B			D	1"=200'H; 1"=20'V	
STA. DX1 6730+00 TO DX1 6790+00			CONTRACT NO.		
SHEET 110			REV.	SHEET NO.	PAGE NO.
			C	C210	

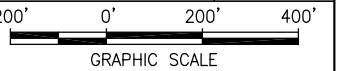




PLAN

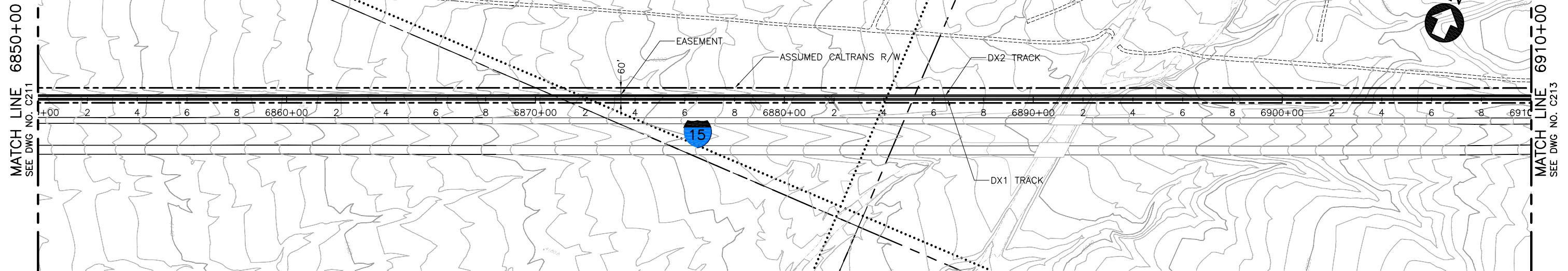


PROFILE

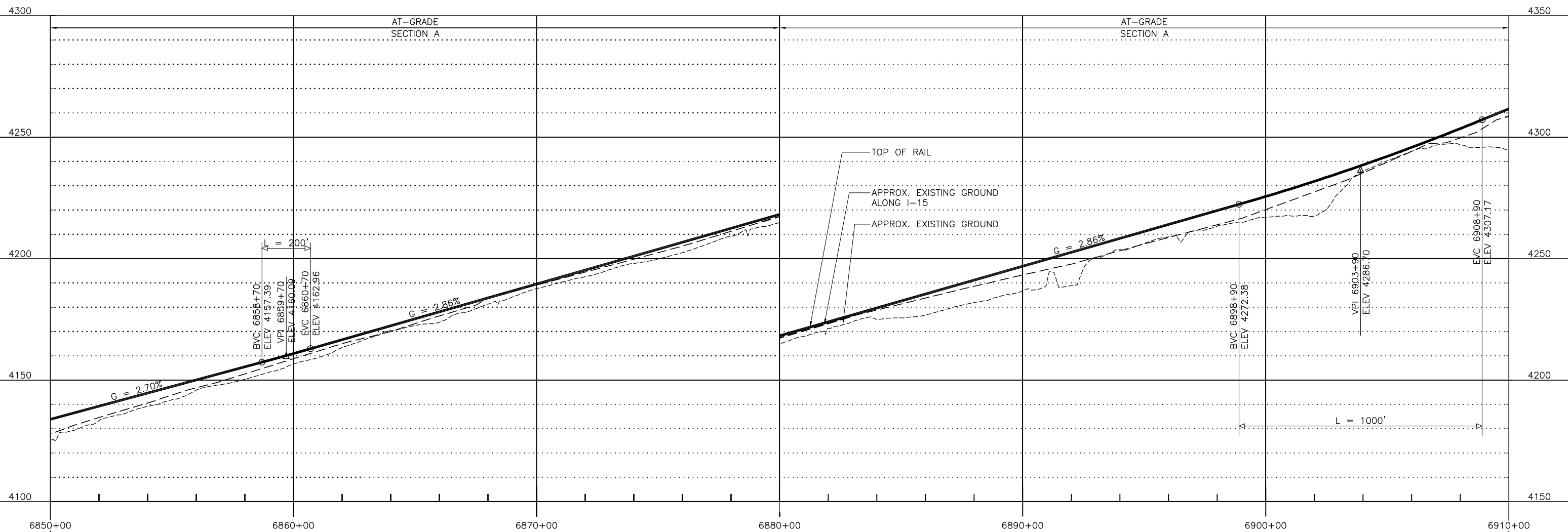


Mar 07, 2011 Lunch							DESIGNED BY T. LUNA	<div>EARTH TECH   AECOM</div> <div>2101 Webster St., Suite 1000 Oakland, CA 94612 Phone: (510) 419-6000 Fax: (510) 419-5355 F-C-112</div>	<div>DESERTXPRESS</div> <div>PLAN AND PROFILE SEGMENT 3, ALTERNATIVE B STA. DX1 6790+00 TO DX1 6850+00 SHEET 111</div>	CADD FILENAME C211.dwg				
	D	01MAR11					ISSUED FOR FINAL EIS PLAN SET			DRAWN BY T. LUNA	SIZE D	SCALE 1"=200'H; 1"=20'V	CONTRACT NO.	
	C	30DEC09								CHECKED BY J. MAHER	REV. SHEET NO. PAGE NO. D C211			
	B	31AUG09								IN CHARGE J. MAHER				
	A	12AUG08								DATE 19MAY08				
	REV	DATE	BY	SUB	APP		DESCRIPTION							

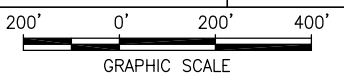
\\luna-07-2011-9-47am L:\work\103156 - Desert Express\Drawings\DESIGN\DWG\C211.dwg  
Jmrd



P L A N



## PROFILE



						DESIGNED BY T. LUNA
						DRAWN BY T. LUNA
May 07, 2011	C	01MAR11			ISSUED FOR FINAL EIS PLAN SET	CHECKED BY J. MAHER
	B	31AUG09				IN CHARGE J. MAHER
	A	12AUG08				DATE 19MAY08
REV	DATE	BY	SUB	APP	DESCRIPTION	

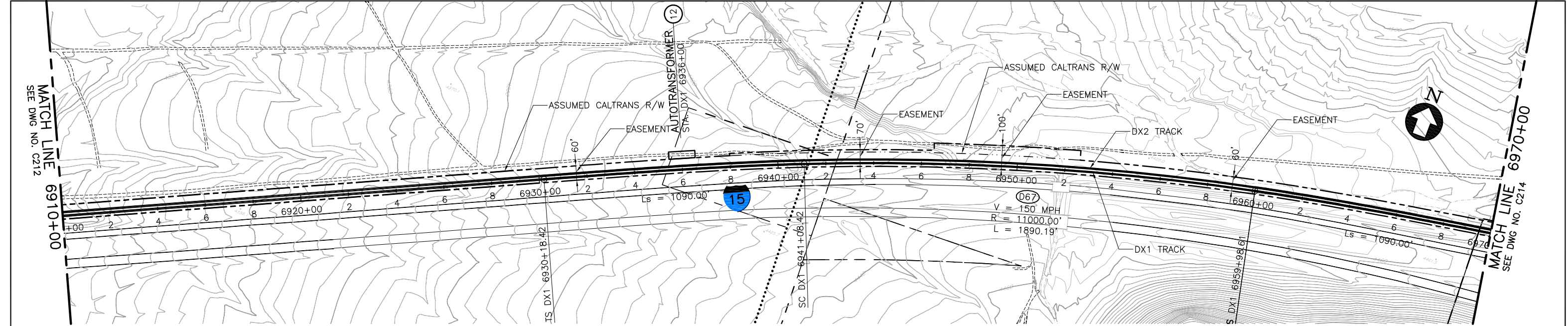
EARTH TECH | AECOM

2101 Webster St., Suite 1000  
Oakland, CA 94612  
Phone: (510) 419-6000  
Fax: (510) 419-5355  
**F-C-113**

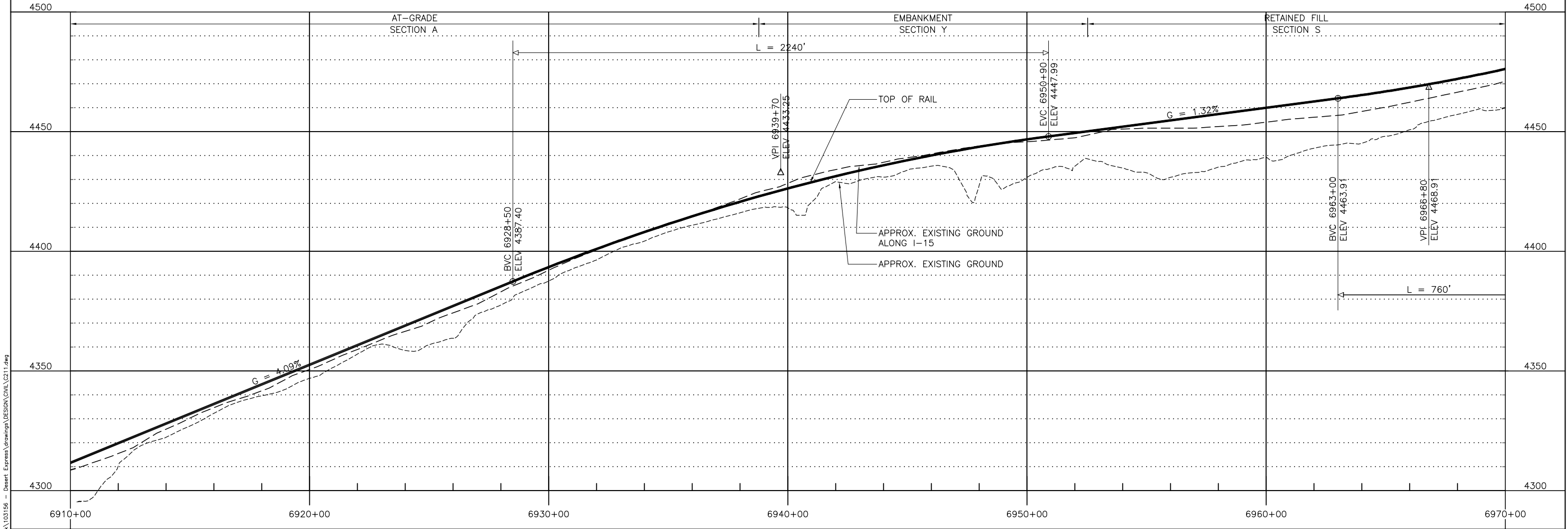
DESERTXPRESS

PLAN AND PROFILE  
SEGMENT 3, ALTERNATIVE B  
STA. DX1 6850+00 TO DX1 6910+00  
SHEET 112

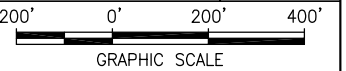
CADD FILENAME		
C211.dwg		
SIZE	SCALE	
D	1"=200'H; 1"=20'V	
CONTRACT NO.		
REV.	SHEET NO.	PAGE NO.
C	C212	



PLAN



PROFILE



						DESIGNED BY T. LUNA
D	01MAR11					DRAWN BY T. LUNA
C	30DEC09				ISSUED FOR FINAL EIS PLAN SET	CHECKED BY J. MAHER
B	31AUG09					IN CHARGE J. MAHER
A	12AUG08					DATE 19MAY08
REV	DATE	BY	SUB	APP	DESCRIPTION	

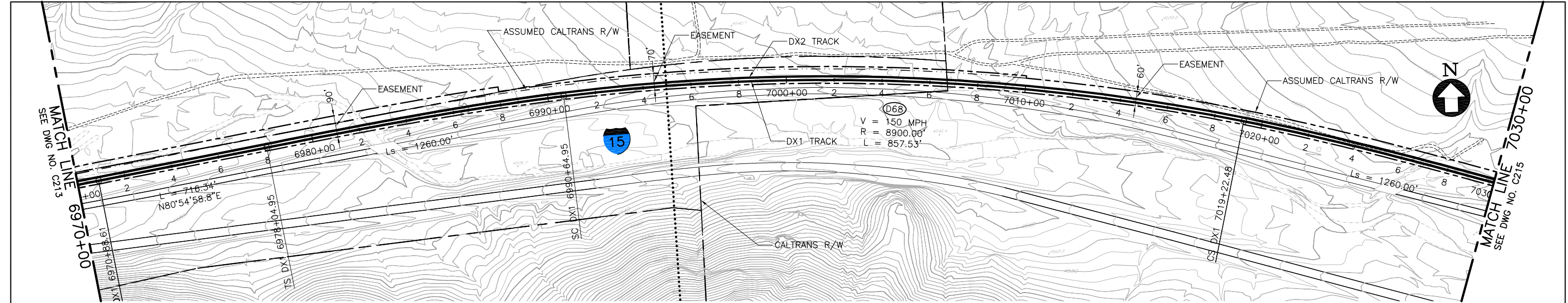
EARTH TECH | AECOM

2101 Webster St., Suite 1000  
Oakland, CA 94612  
Phone: (510) 419-6000  
Fax: (510) 419-5355  
F-C-114

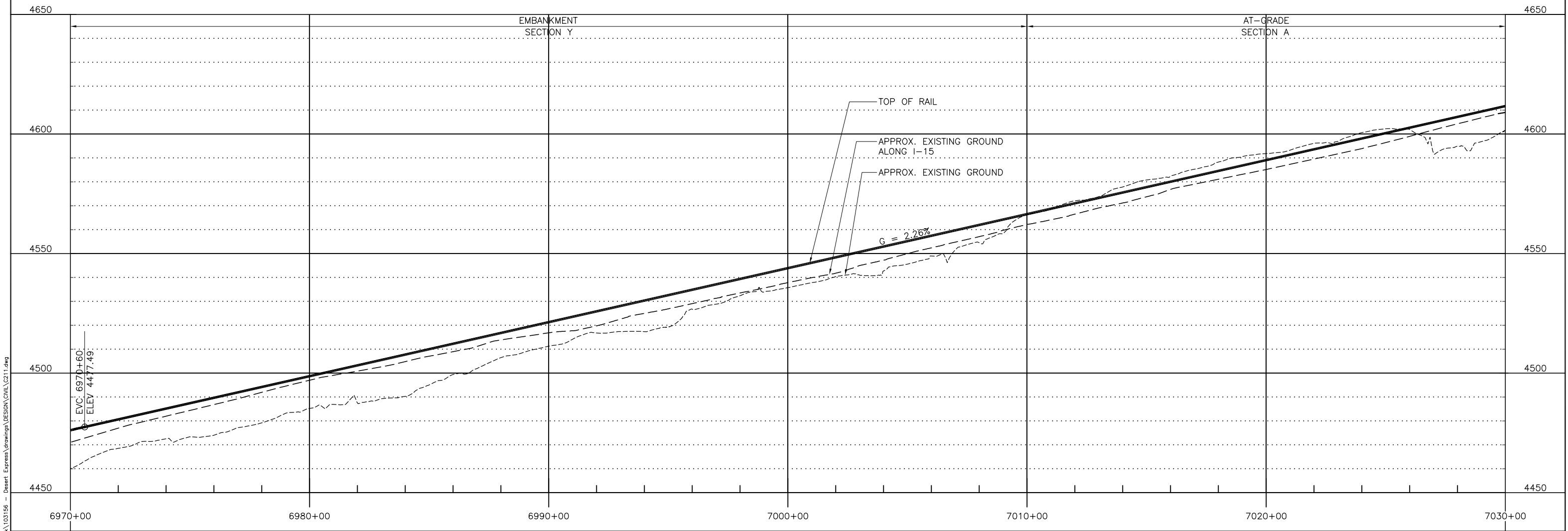
DESERTXPRESS  
PLAN AND PROFILE  
SEGMENT 3, ALTERNATIVE B  
STA. DX1 6910+00 TO DX1 6970+00  
SHEET 113

CADD FILENAME C211.dwg		
SIZE D	SCALE 1"=200'H; 1"=20'V	
CONTRACT NO.		
REV. D	SHEET NO. C213	PAGE NO.





PLAN



PROFILE

							DESIGNED BY T. LUNA
D	01MAR11					ISSUED FOR FINAL EIS PLAN SET	DRAWN BY T. LUNA
C	30DEC09						CHECKED BY J. MAHER
B	31AUG09						IN CHARGE J. MAHER
A	12AUG08						DATE 19MAY08
REV	DATE	BY	SUB	APP		DESCRIPTION	

EARTH TECH | AECOM

2101 Webster St., Suite 1000  
Oakland, CA 94612  
Phone: (510) 419-6000  
Fax: (510) 419-5355  
F-C-115

DESERTXPRESS			CADD FILENAME C211.dwg
PLAN AND PROFILE SEGMENT 3, ALTERNATIVE B STA. DX1 6970+00 TO DX1 7030+00 SHEET 114			SIZE SCALE D 1"=200'H; 1"=20'V
REV.	SHEET NO.	PAGE NO.	
D	C214		

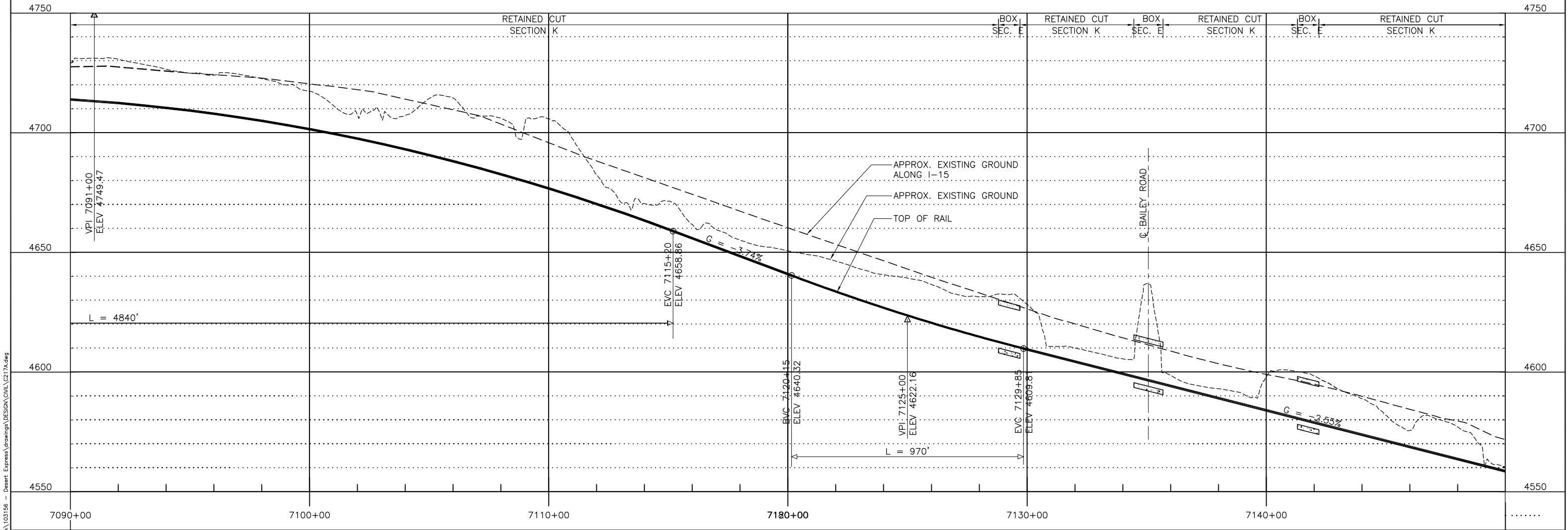
\\jrd\Mar 07, 2011 - 9:48am L:\work\103156 - Desert Express\Drawings\DESIGN\DWG\C211.dwg







PLAN



PROFILE

\\nrc01\project\103156 - Desert Express\Drawings\DESIGN\DWG\C217A.dwg  
Mar 07, 2011 - 9:50am L:\work\103156 - Desert Express\Drawings\DESIGN\DWG\C217A.dwg  
Jmrd

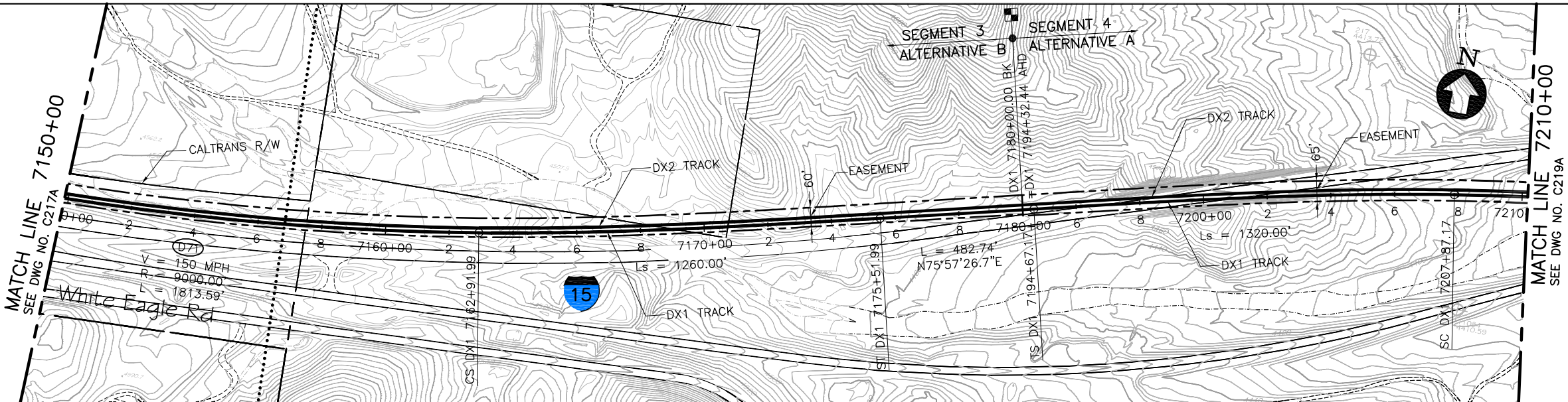
						DESIGNED BY T. LUNA
						DRAWN BY T. LUNA
C	01MAR11				ISSUED FOR FINAL EIS PLAN SET	CHECKED BY J. MAHER
B	09FEB10					IN CHARGE J. MAHER
A	14JUL09					DATE 19MAY08
REV	DATE	BY	SUB	APP	DESCRIPTION	

EARTH TECH | AECOM

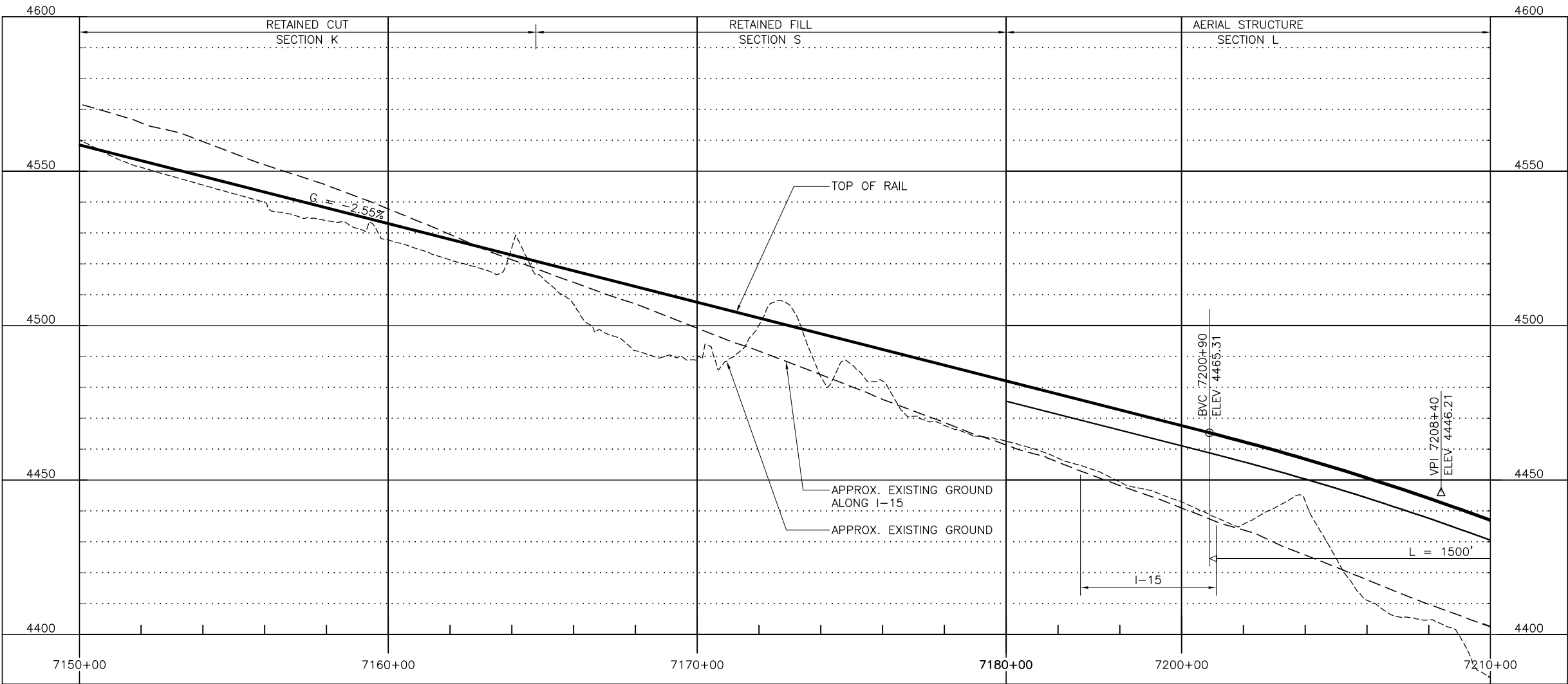
2101 Webster St., Suite 1000  
Oakland, CA 94612  
Phone: (510) 419-6000  
Fax: (510) 419-5355  
F-C-117

DESERTXPRESS			CADD FILENAME C217A.dwg		
PLAN AND PROFILE			SIZE	SCALE	
SEGMENT 3, ALTERNATIVE B			D	1"=200'H; 1"=20'V	
STA. DX1 7090+00 TO DX1 7150+00			CONTRACT NO.		
SHEET 117A			REV.	SHEET NO.	PAGE NO.
			C	C217A	

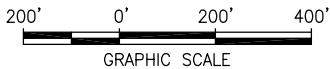




PLAN



PROFILE



\\lun01\lun01\work\103156 - Desert Express\Drawings\DESIGN\DWG\C217A.dwg  
10/11/2011 9:55am  
C217A.dwg

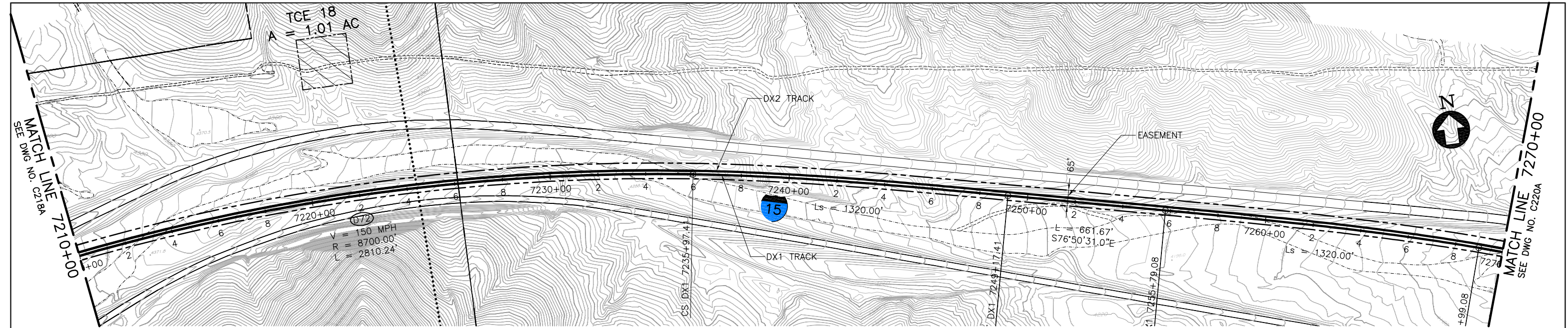
REV	DATE	BY	SUB	APP	DESCRIPTION	DESIGNED BY T. LUNA	DRAWN BY T. LUNA	CHECKED BY J. MAHER	IN CHARGE J. MAHER	DATE 19MAY08
C	01MAR11				ISSUED FOR FINAL EIS PLAN SET					
B	09FEB10									
A	14JUL09									

EARTH TECH | AECOM

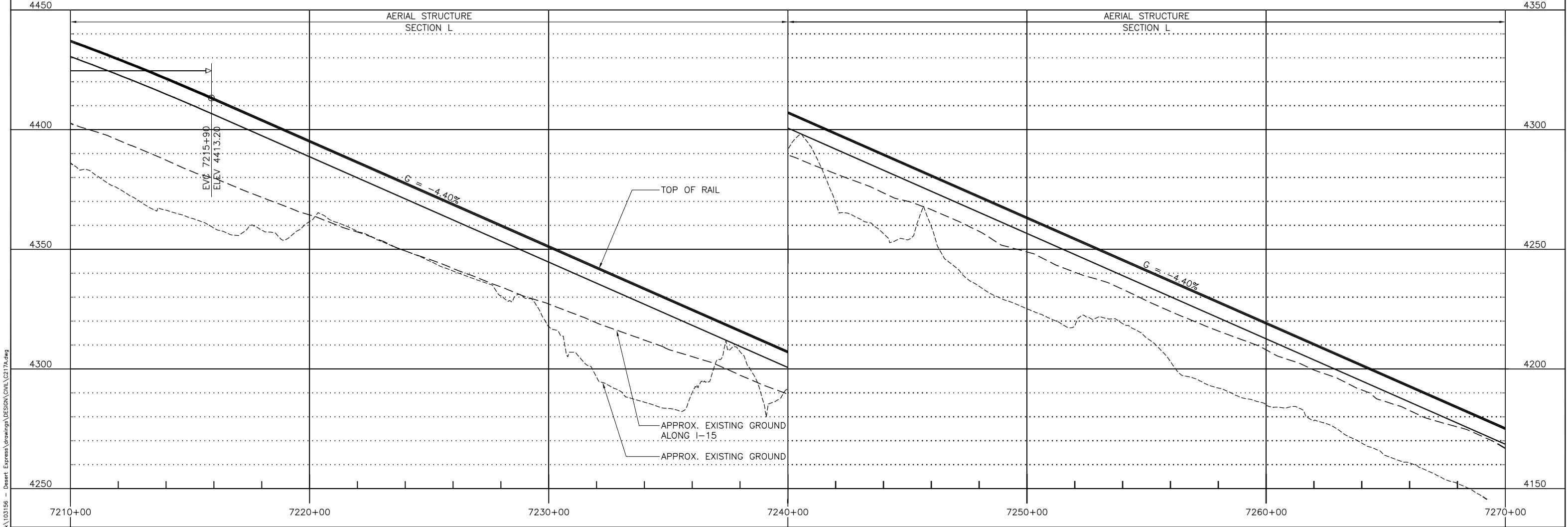
2101 Webster St., Suite 1000  
Oakland, CA 94612  
Phone: (510) 419-6000  
Fax: (510) 419-5355  
F-C-118

DESERTXPRESS  
PLAN AND PROFILE  
SEGMENT 4, ALTERNATIVE A  
STA. DX1 7194+32 TO DX1 7210+00  
SHEET 118A

CADD FILENAME C217A.dwg	SIZE D	SCALE 1"=200'H; 1"=20'V	CONTRACT NO.
REV. C	SHEET NO. C218A	PAGE NO.	



PLAN



PROFILE



						DESIGNED BY T. LUNA
						DRAWN BY L. DIFUNTORUM
C	01MAR11				ISSUED FOR FINAL EIS PLAN SET	CHECKED BY J. MAHER
B	09FEB10					IN CHARGE J. MAHER
A	14JUL09					DATE 19MAY08
REV	DATE	BY	SUB	APP	DESCRIPTION	

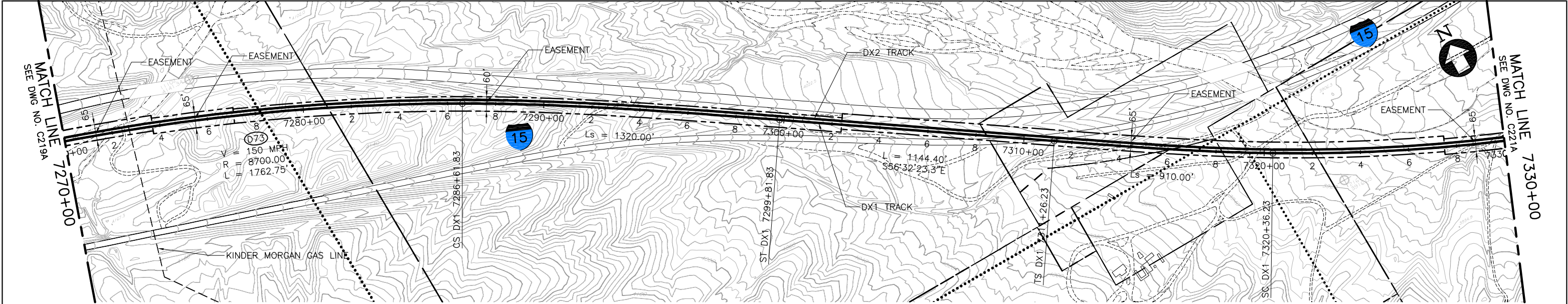
EARTH TECH | AECOM

2101 Webster St., Suite 1000  
Oakland, CA 94612  
Phone: (510) 419-6000  
Fax: (510) 419-5355  
F-C-119

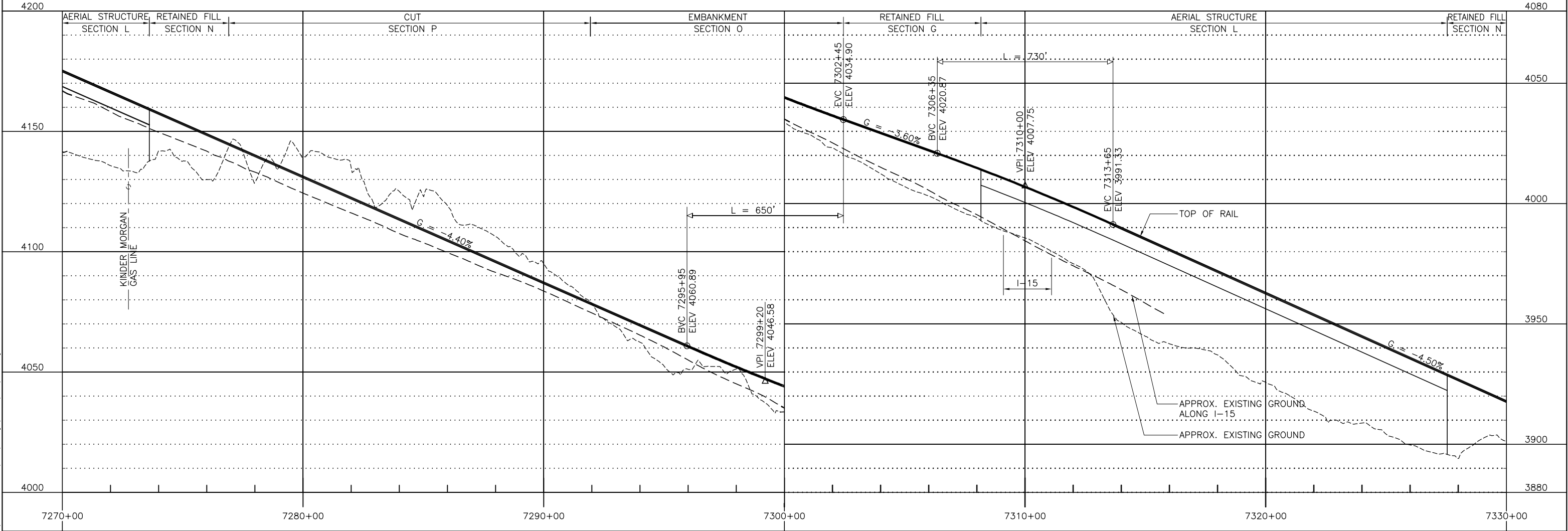
DESERTXPRESS  
PLAN AND PROFILE  
SEGMENT 4, ALTERNATIVE A  
STA. DX1 7210+00 TO DX1 7270+00  
SHEET 119A

CADD FILENAME C217A.dwg		
SIZE D	SCALE 1"=200'H; 1"=20'V	
CONTRACT NO.		
REV. C	SHEET NO. C219A	PAGE NO.

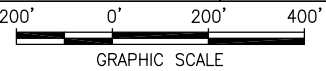




PLAN



PROFILE



						DESIGNED BY T. LUNA
						DRAWN BY L. DIFUNTORUM
C	01MAR11				ISSUED FOR FINAL EIS PLAN SET	CHECKED BY J. MAHER
B	09FEB10					IN CHARGE J. MAHER
A	14JUL09					DATE 20OCT08
REV	DATE	BY	SUB	APP	DESCRIPTION	

EARTH TECH | AECOM

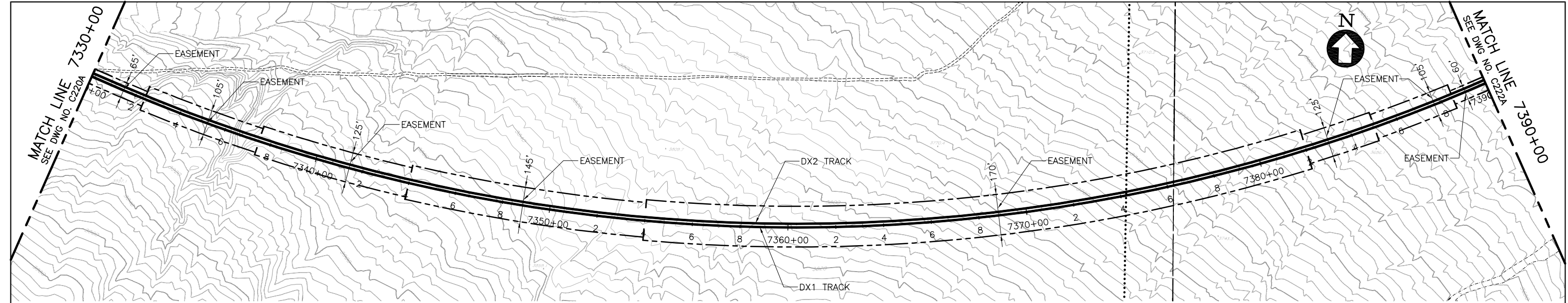
2101 Webster St., Suite 1000  
Oakland, CA 94612  
Phone: (510) 419-6000  
Fax: (510) 419-5355  
F-C-120

DESERTXPRESS  
PLAN AND PROFILE  
SEGMENT 4, ALTERNATIVE A  
STA. DX1 7270+00 TO DX1 7330+00  
SHEET 120A

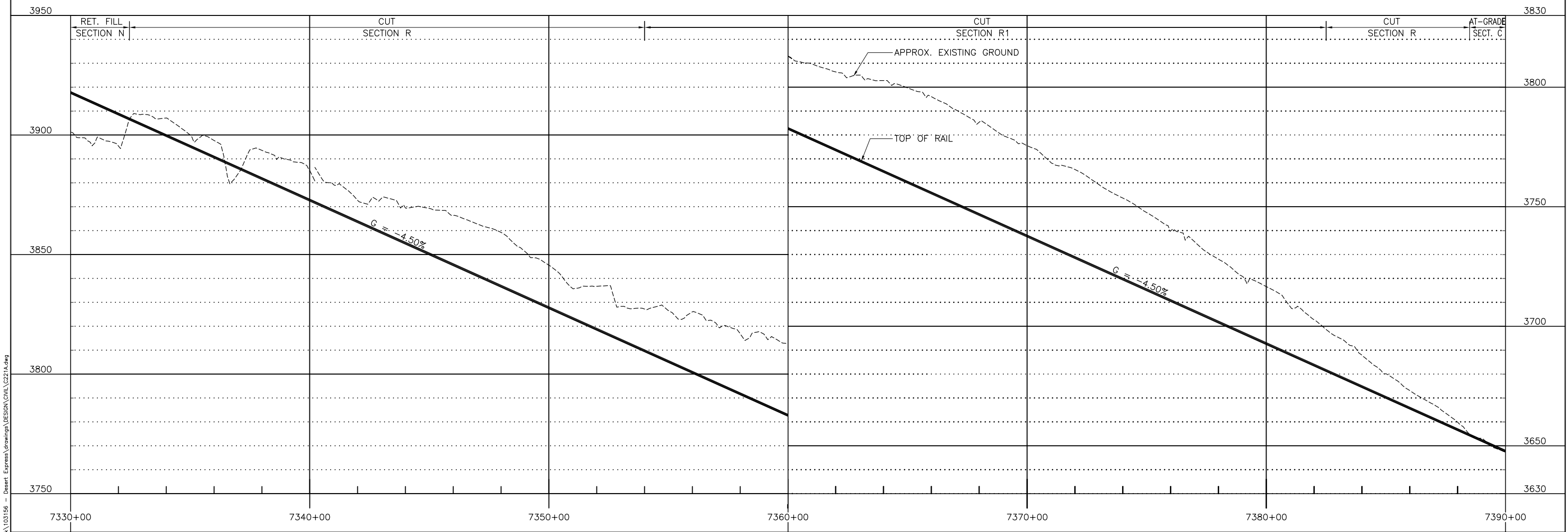
CADD FILENAME C217A.dwg		
SIZE D	SCALE 1"=200'H; 1"=20'V	
CONTRACT NO.		
REV. C	SHEET NO. C220A	PAGE NO.

\\nrc\proj\2011\03156 - Desert Express\Drawings\DESIGN\DWG\C217A.dwg  
Mar 07, 2011 - 9:51 am L:\work\103156 - Desert Express\Drawings\DESIGN\DWG\C217A.dwg  
Jmrd





PLAN



PROFILE



						DESIGNED BY T. LUNA
						DRAWN BY L. DIFUNTORUM
C	01MAR11				ISSUED FOR FINAL EIS PLAN SET	CHECKED BY J. MAHER
B	09FEB10					IN CHARGE J. MAHER
A	14JUL09					DATE 19MAY08
REV	DATE	BY	SUB	APP	DESCRIPTION	

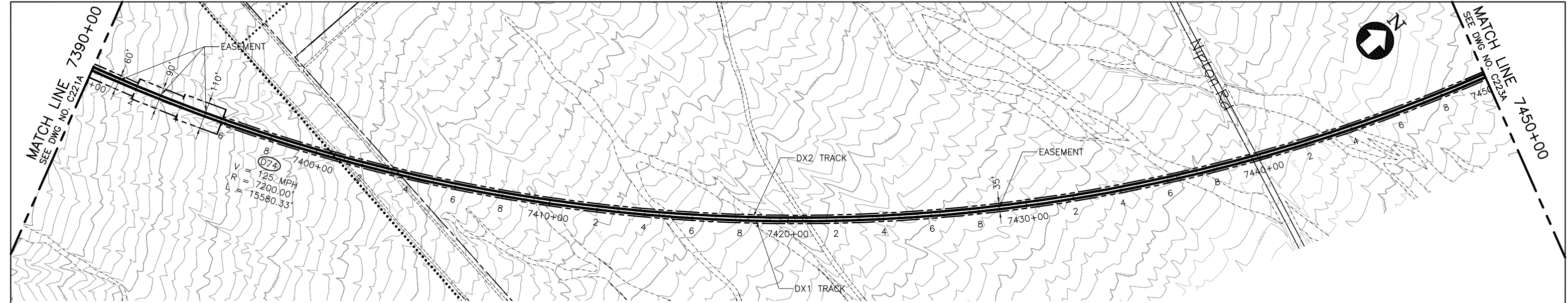
EARTH TECH | AECOM

2101 Webster St., Suite 1000  
Oakland, CA 94612  
Phone: (510) 419-6000  
Fax: (510) 419-5355  
F-C-121

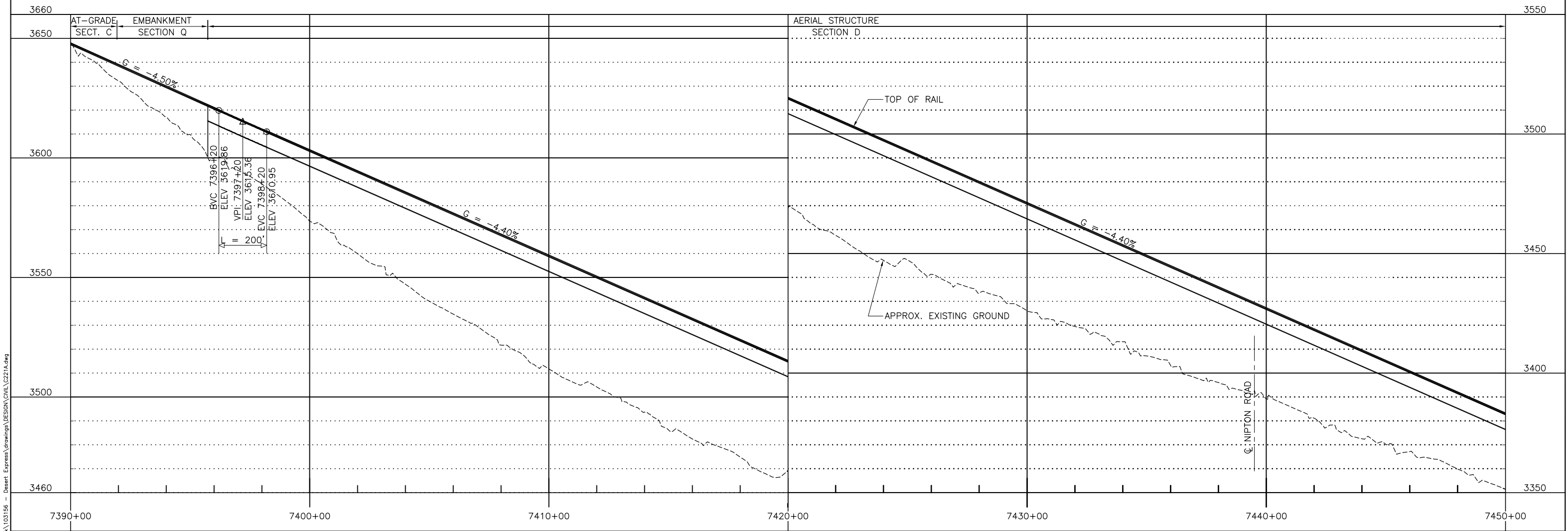
DESERTXPRESS

PLAN AND PROFILE  
SEGMENT 4, ALTERNATIVE A  
STA. DX1 7330+00 TO DX1 7390+00  
SHEET 121A

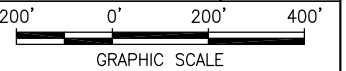
CADD FILENAME C221A.dwg		
SIZE D	SCALE 1"=200'H; 1"=20'V	
CONTRACT NO.		
REV. C	SHEET NO. C221A	PAGE NO.



PLAN



PROFILE



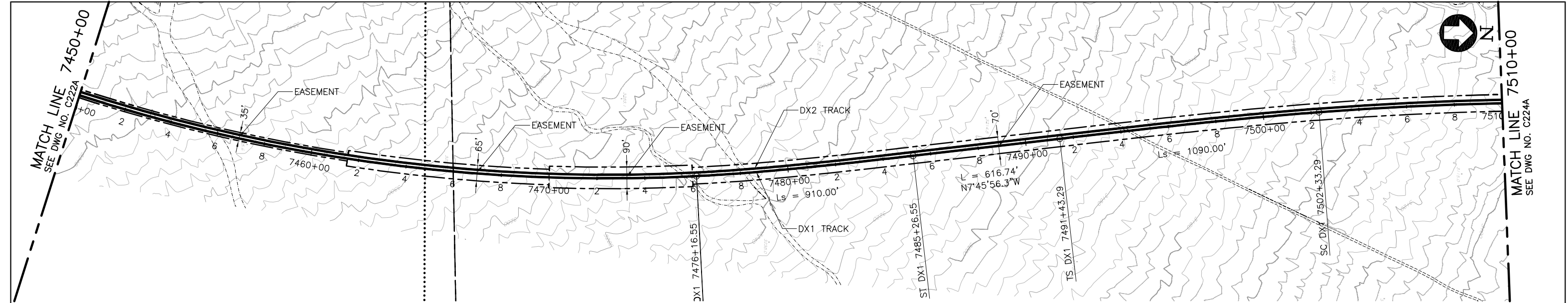
										DESIGNED BY T. LUNA
										DRAWN BY L. DIFUNTORUM
C	01MAR11								ISSUED FOR FINAL EIS PLAN SET	CHECKED BY J. MAHER
B	09FEB10									IN CHARGE J. MAHER
A	14JUL09									DATE 19MAY08
REV	DATE	BY	SUB	APP					DESCRIPTION	

EARTH TECH | AECOM

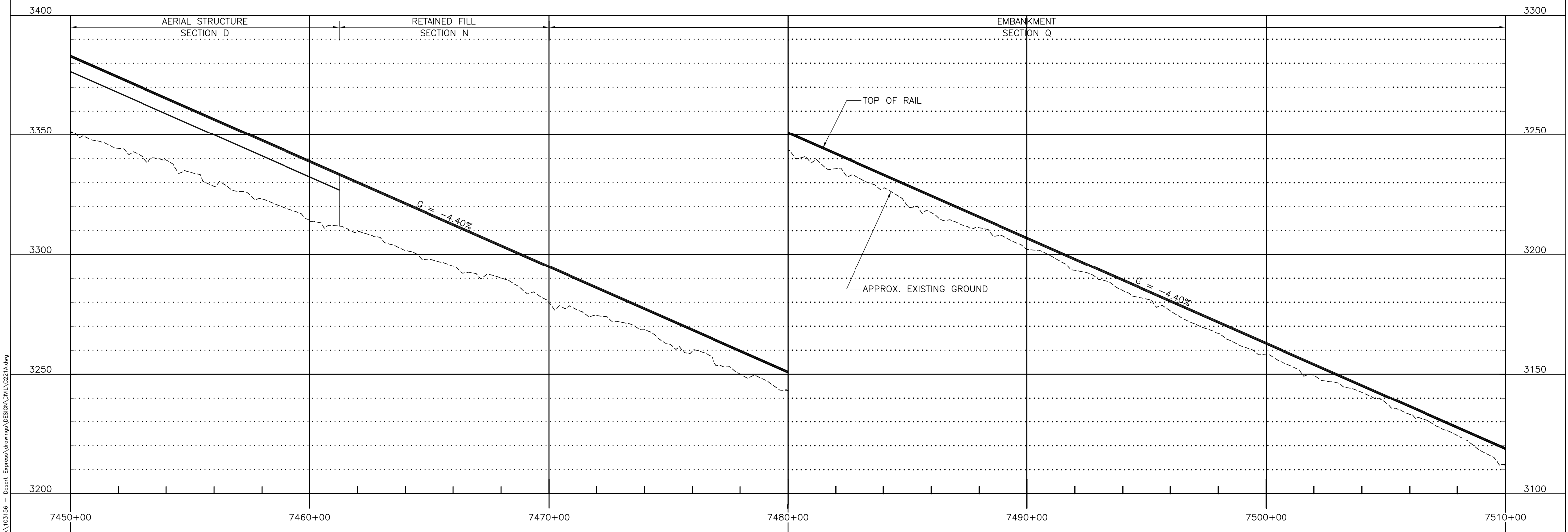
2101 Webster St., Suite 1000  
Oakland, CA 94612  
Phone: (510) 419-6000  
Fax: (510) 419-5355  
F-C-122

DESERTXPRESS  
PLAN AND PROFILE  
SEGMENT 4, ALTERNATIVE A  
STA. DX1 7390+00 TO DX1 7450+00  
SHEET 122A

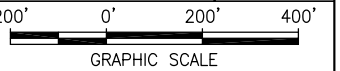
CADD FILENAME C221A.dwg		
SIZE D	SCALE 1"=200'H; 1"=20'V	
CONTRACT NO.		
REV. C	SHEET NO. C222A	PAGE NO.



PLAN



PROFILE



							DESIGNED BY T. LUNA
							DRAWN BY L. DIFUNTORUM
C	01MAR11					ISSUED FOR FINAL EIS PLAN SET	CHECKED BY J. MAHER
B	09FEB10						IN CHARGE J. MAHER
A	14JUL09						DATE 19MAY08
REV	DATE	BY	SUB	APP		DESCRIPTION	

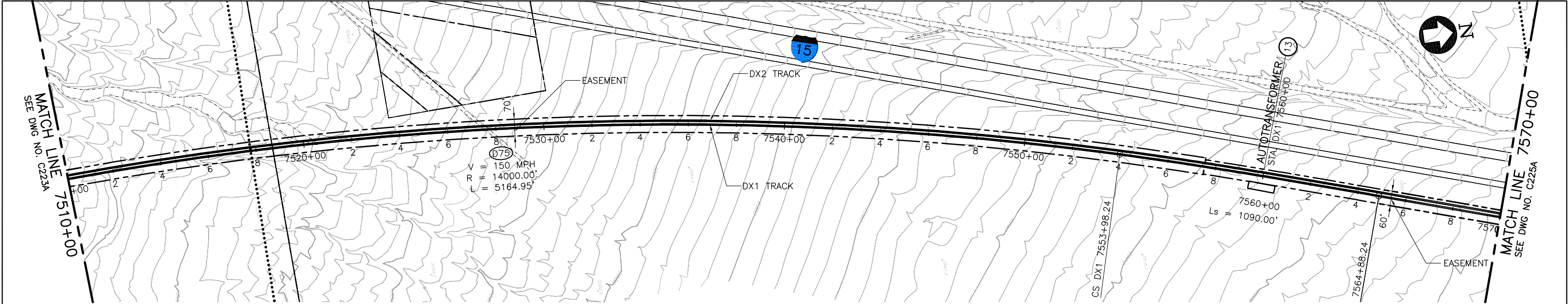
EARTH TECH | AECOM

2101 Webster St., Suite 1000  
Oakland, CA 94612  
Phone: (510) 419-6000  
Fax: (510) 419-5355  
F-C-123

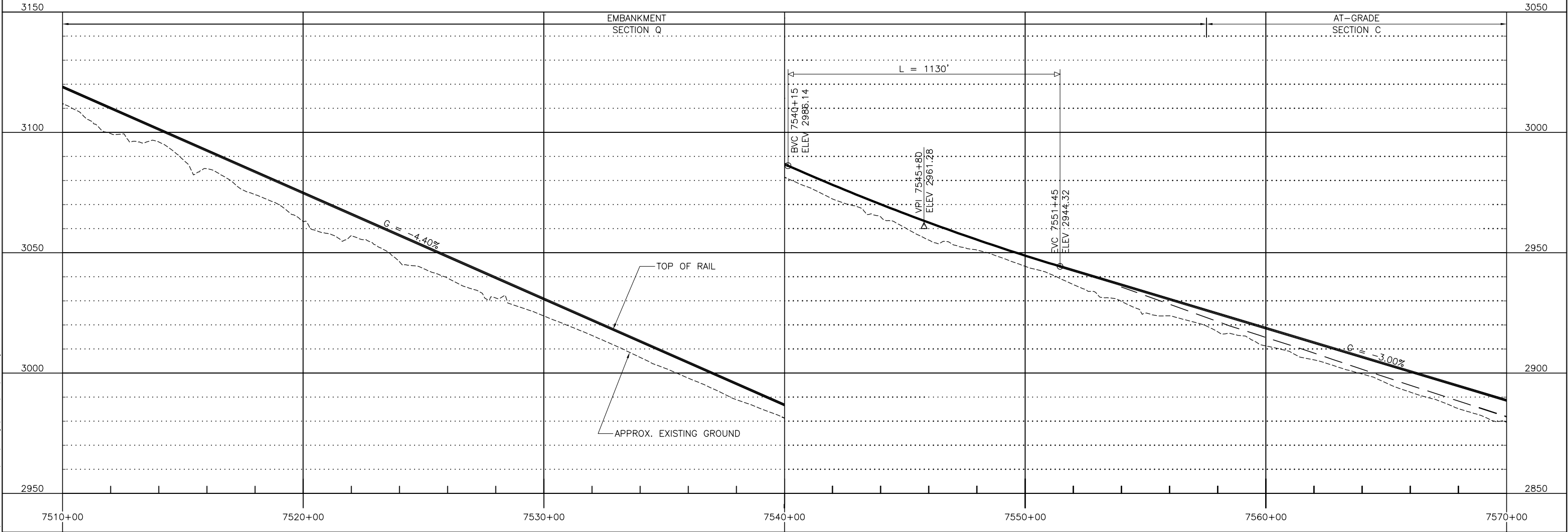
DESERTXPRESS  
PLAN AND PROFILE  
SEGMENT 4, ALTERNATIVE A  
STA. DX1 7450+00 TO DX1 7510+00  
SHEET 123A

CADD FILENAME C221A.dwg		
SIZE D	SCALE 1"=200'H; 1"=20'V	
CONTRACT NO.		
REV. C	SHEET NO. C223A	PAGE NO.





PLAN



PROFILE

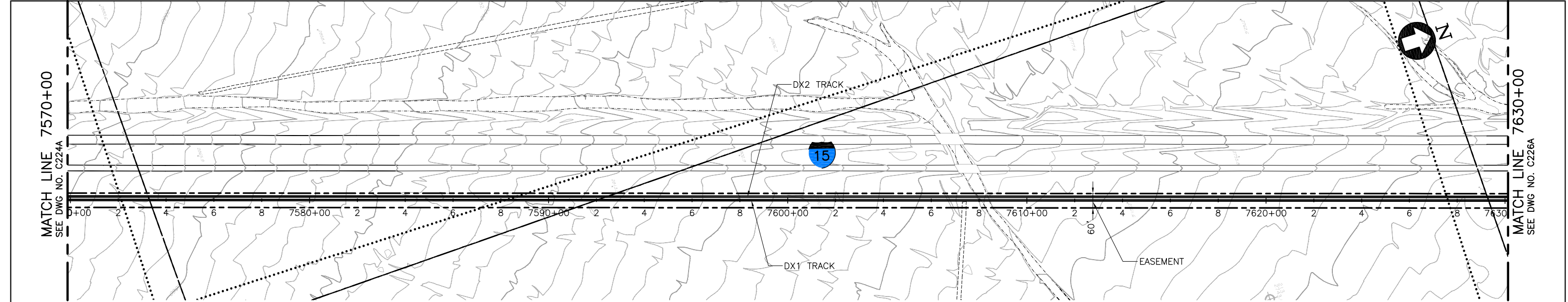
						DESIGNED BY T. LUNA
						DRAWN BY L. DIFUNTORUM
C	01MAR11				ISSUED FOR FINAL EIS PLAN SET	CHECKED BY J. MAHER
B	09FEB10					IN CHARGE J. MAHER
A	14JUL09					DATE 19MAY08
REV	DATE	BY	SUB	APP	DESCRIPTION	

EARTH TECH | AECOM

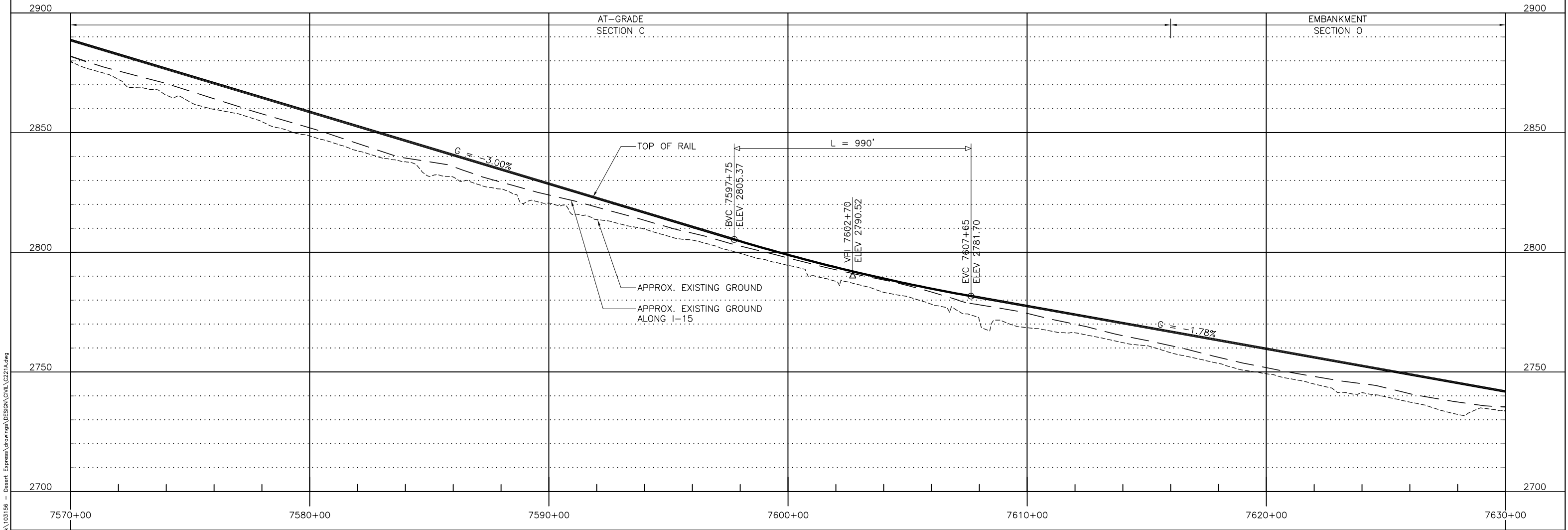
2101 Webster St., Suite 1000  
Oakland, CA 94612  
Phone: (510) 419-6000  
Fax: (510) 419-5355  
F-C-124

DESERTXPRESS  
PLAN AND PROFILE  
SEGMENT 4, ALTERNATIVE A  
STA. DX1 7510+00 TO DX1 7570+00  
SHEET 124A

CADD FILENAME C221A.dwg		
SIZE D	SCALE 1"=200'H; 1"=20'V	
CONTRACT NO.		
REV. C	SHEET NO. C224A	PAGE NO.



P L A N



P R O F I L E

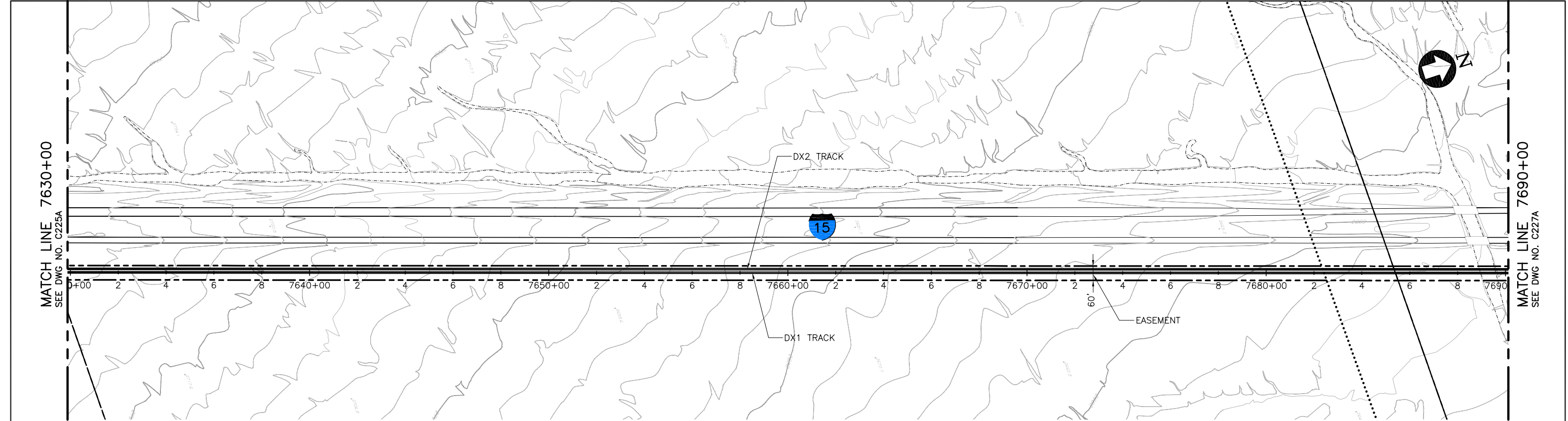
							DESIGNED BY T. LUNA
							DRAWN BY L. DIFUNTORUM
C	01MAR11					ISSUED FOR FINAL EIS PLAN SET	CHECKED BY J. MAHER
B	09FEB10						IN CHARGE J. MAHER
A	14JUL09						DATE 19MAY08
REV	DATE	BY	SUB	APP		DESCRIPTION	

EARTH TECH | AECOM

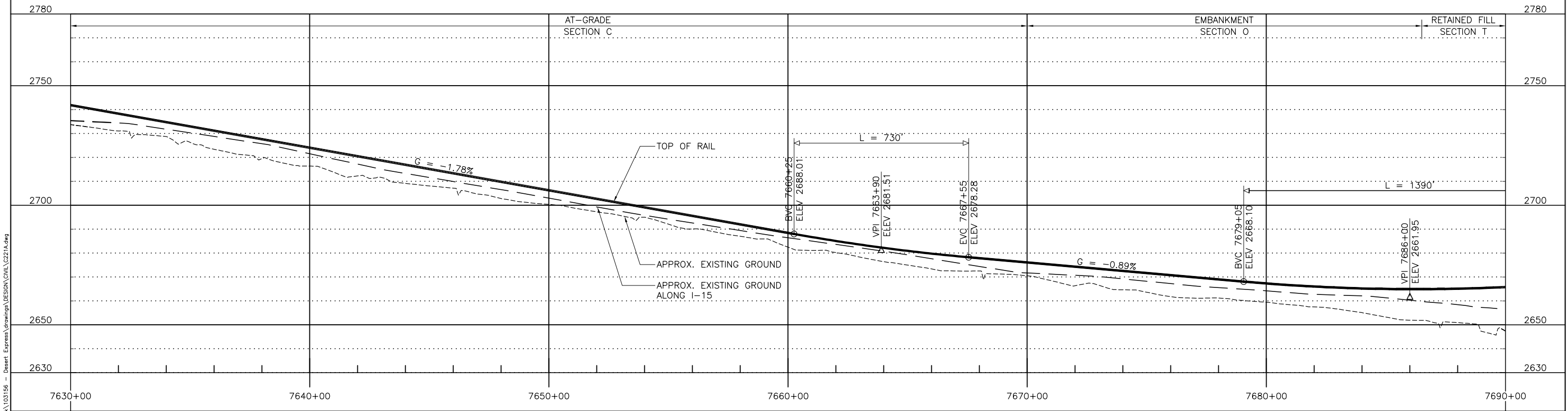
2101 Webster St., Suite 1000  
Oakland, CA 94612  
Phone: (510) 419-6000  
Fax: (510) 419-5355  
F-C-125

DESERTXPRESS  
PLAN AND PROFILE  
SEGMENT 4, ALTERNATIVE A  
STA. DX1 7570+00 TO DX1 7630+00  
SHEET 125A

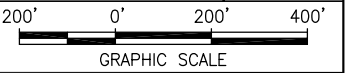
CADD FILENAME C221A.dwg		
SIZE D	SCALE 1"=200'H; 1"=20'V	
CONTRACT NO.		
REV. C	SHEET NO. C225A	PAGE NO.



PLAN



PROFILE



							DESIGNED BY T. LUNA
							DRAWN BY L. DIFUNTORUM
C	01MAR11					ISSUED FOR FINAL EIS PLAN SET	CHECKED BY J. MAHER
B	09FEB10						IN CHARGE J. MAHER
A	14JUL09						DATE 19MAY08
REV	DATE	BY	SUB	APP		DESCRIPTION	

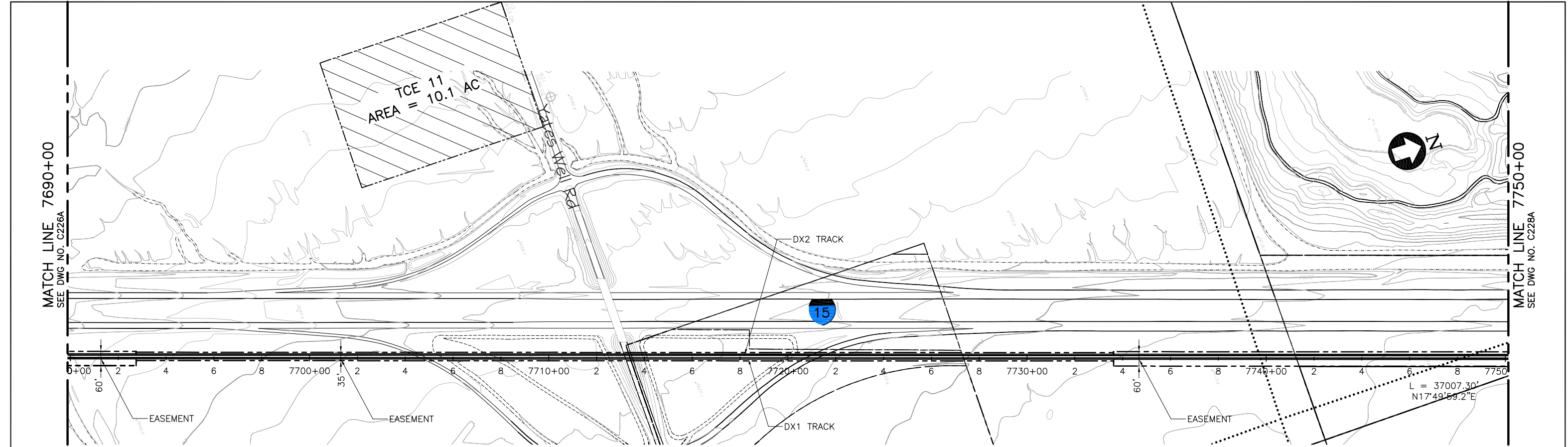
EARTH TECH | AECOM

2101 Webster St., Suite 1000  
Oakland, CA 94612  
Phone: (510) 419-6000  
Fax: (510) 419-5355  
F-C-126

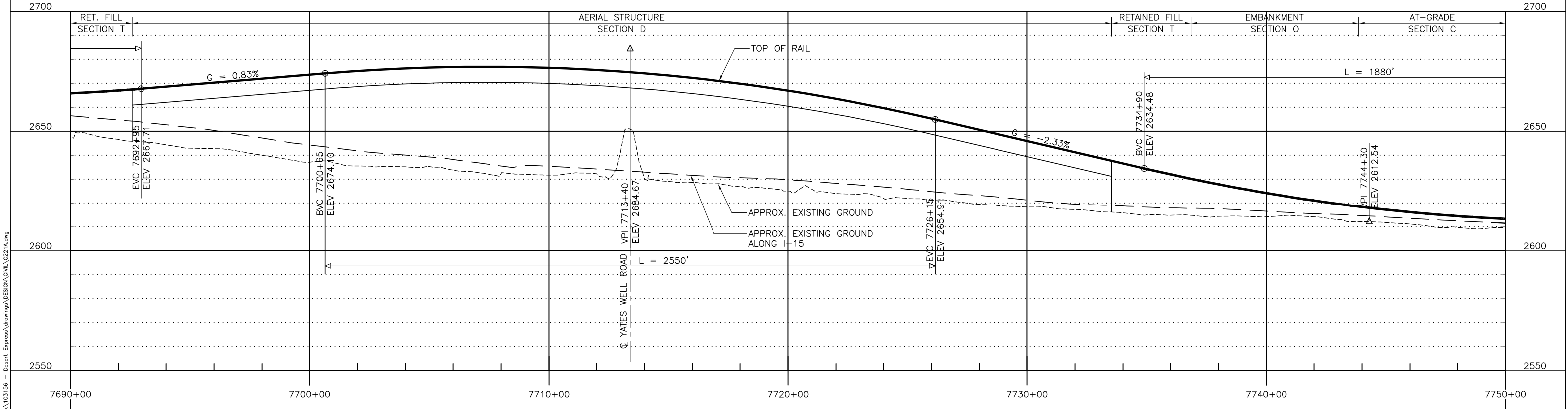
DESERTXPRESS  
PLAN AND PROFILE  
SEGMENT 4, ALTERNATIVE A  
STA. DX1 7630+00 TO DX1 7690+00  
SHEET 126A

CADD FILENAME C221A.dwg		
SIZE D	SCALE 1"=200'H; 1"=20'V	
CONTRACT NO.		
REV. C	SHEET NO. C226A	PAGE NO.





P L A N



P R O F I L E

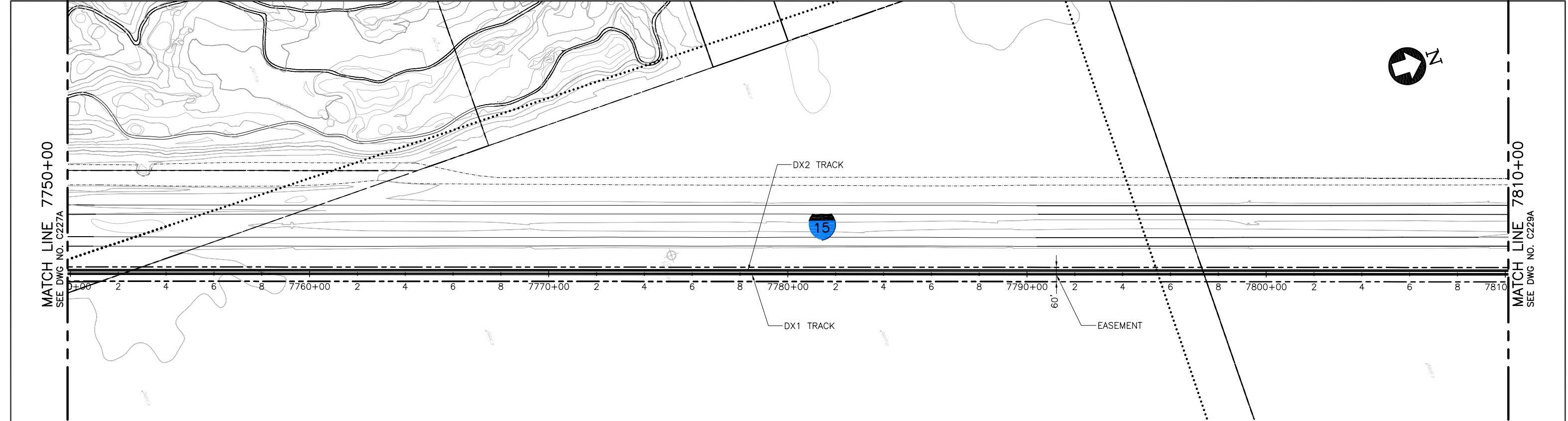
							DESIGNED BY T. LUNA
							DRAWN BY L. DIFUNTORUM
C	01MAR11					ISSUED FOR FINAL EIS PLAN SET	CHECKED BY J. MAHER
B	09FEB10						IN CHARGE J. MAHER
A	14JUL09						DATE 19MAY08
REV	DATE	BY	SUB	APP		DESCRIPTION	

EARTH TECH | AECOM

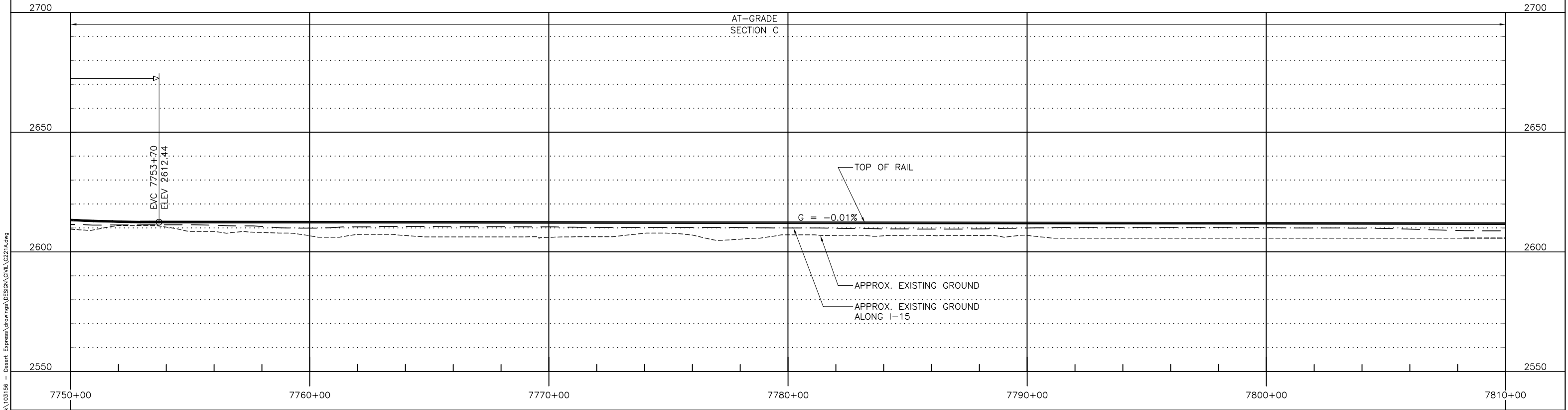
2101 Webster St., Suite 1000  
Oakland, CA 94612  
Phone: (510) 419-6000  
Fax: (510) 419-5355  
F-C-127

DESERTXPRESS  
PLAN AND PROFILE  
SEGMENT 4, ALTERNATIVE A  
STA. DX1 7690+00 TO DX1 7750+00  
SHEET 127A

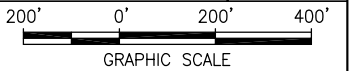
CADD FILENAME C221A.dwg		
SIZE D	SCALE 1"=200'H; 1"=20'V	
CONTRACT NO.		
REV. C	SHEET NO. C227A	PAGE NO.



P L A N

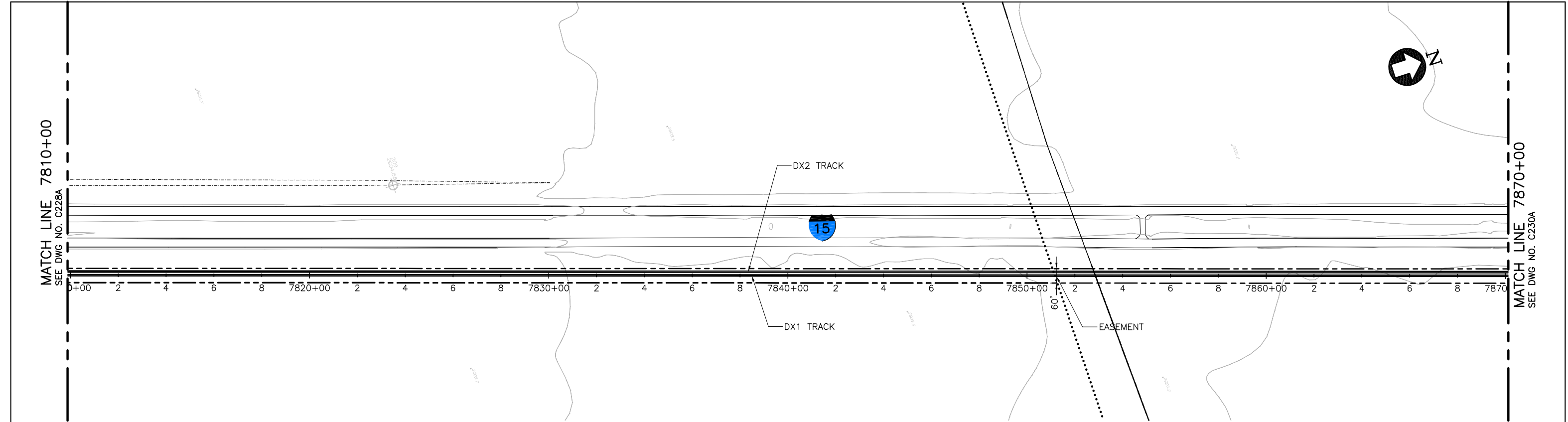


P R O F I L E

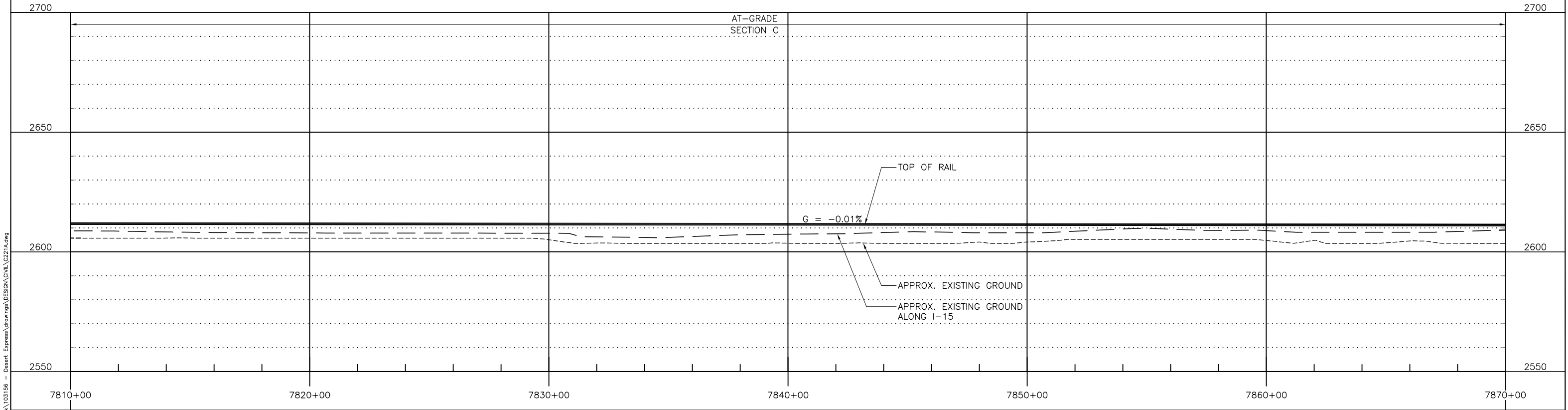


Mar 07, 2011 - 9:45  Unit:							DESIGNED BY T. LUNA	<div>EARTH TECH   AECOM</div> <div>2101 Webster St., Suite 1000 Oakland, CA 94612 Phone: (510) 419-6000 Fax: (510) 419-5355 F-C-128</div>			DESERTXPRESS	CADD FILENAME C221A.dwg			
						DRAWN BY L. DIFUNTORUM	SIZE D					SCALE 1"=200'H; 1"=20'V	CONTRACT NO.		
	C	01MAR11				ISSUED FOR FINAL EIS PLAN SET	CHECKED BY J. MAHER					PLAN AND PROFILE SEGMENT 4, ALTERNATIVE A STA. DX1 7750+00 TO DX1 7810+00 SHEET 128A			
	B	09FEB10					IN CHARGE J. MAHER								
	A	14JUL09					DATE 19MAY08					REV. C	SHEET NO. C228A	PAGE NO.	

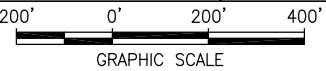
\\nrc01\Mar 07, 2011 - 9:54am L:\work\103156 - Desert Express\Drawings\DESIGN\DWG\C221A.dwg



P L A N



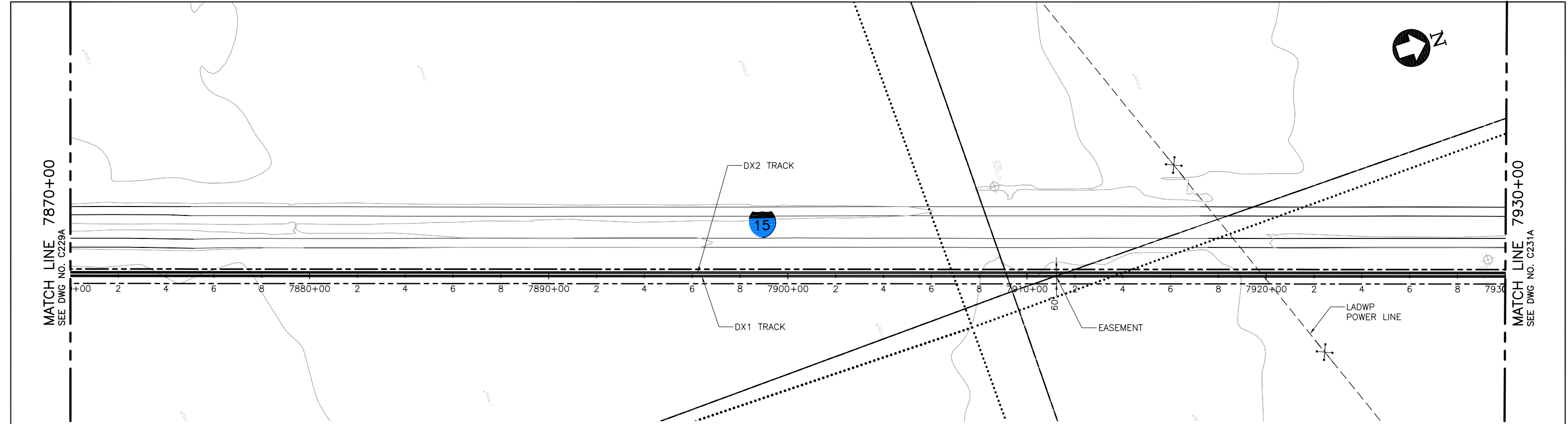
P R O F I L E



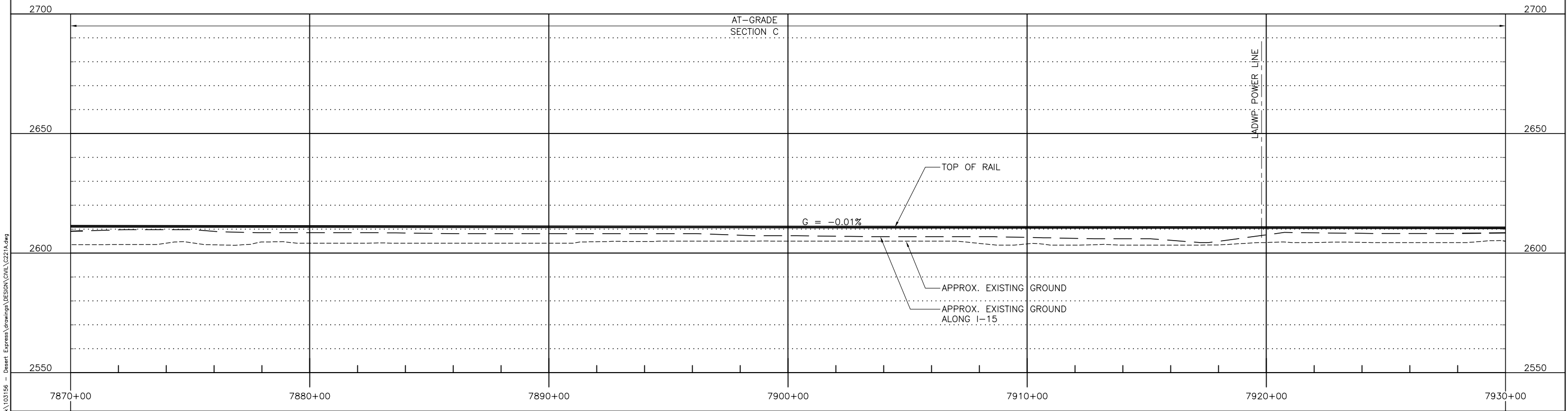
Mar 07, 2011							DESIGNED BY T. LUNA	<div>EARTH TECH   AECOM</div> <div>2101 Webster St., Suite 1000 Oakland, CA 94612 Phone: (510) 419-6000 Fax: (510) 419-5355 F-C-129</div>	<div>DESERTXPRESS</div> <div>PLAN AND PROFILE SEGMENT 4, ALTERNATIVE A STA. DX1 7810+00 TO DX1 7870+00 SHEET 129A</div>	CADD FILENAME C221A.dwg		
							DRAWN BY L. DIFUNTORUM			SIZE D	SCALE 1"=200'H; 1"=20'V	
	C	01MAR11				ISSUED FOR FINAL EIS PLAN SET	CHECKED BY J. MAHER			CONTRACT NO.		
	B	09FEB10					IN CHARGE J. MAHER			REV. SHEET NO. PAGE NO.		
	A	14JUL09					DATE 19MAY08			C	C229A	

\\nrc1\Mar 07, 2011 - 9:54am L:\work\103156 - Desert Express\Drawings\DESIGN\DWG\C221A.dwg

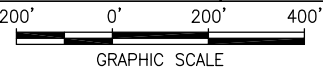




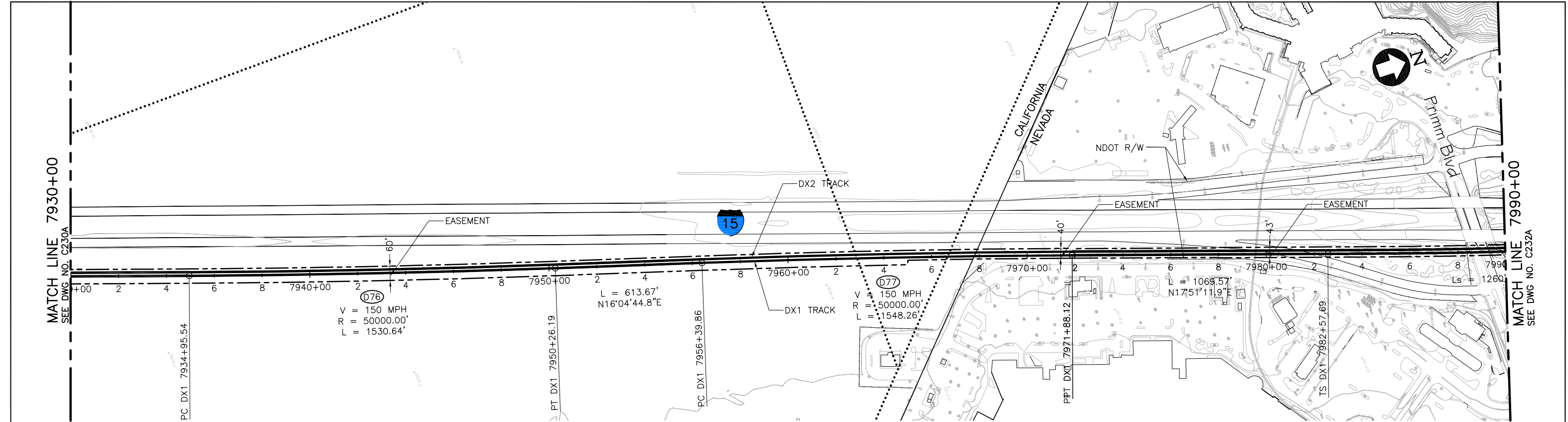
P L A N



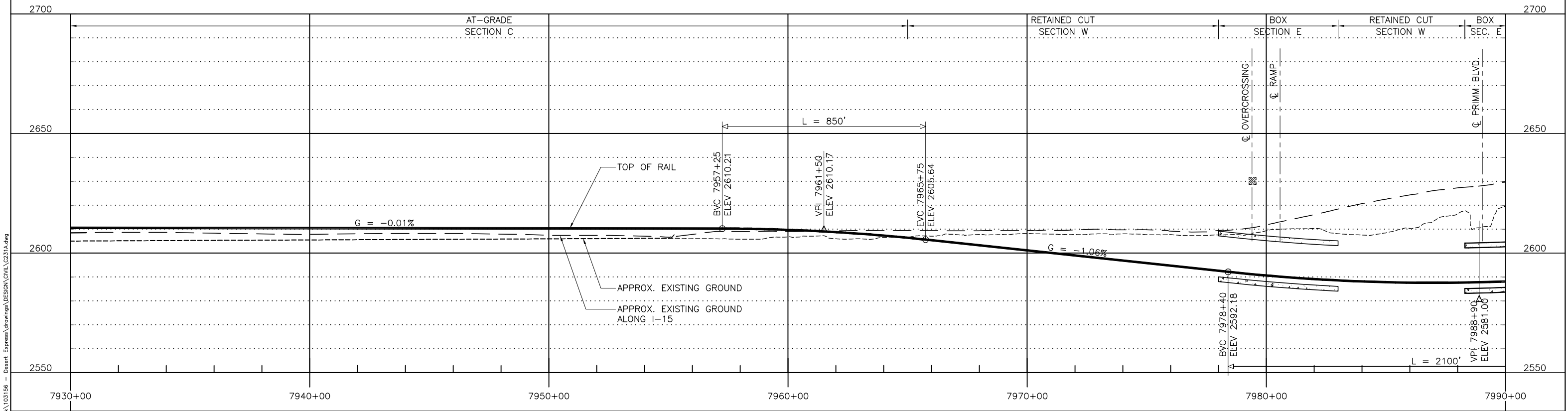
P R O F I L E



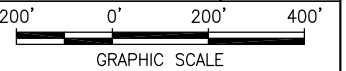
Mar 07, 2011 - 9:59 AM							DESIGNED BY T. LUNA
							DRAWN BY L. DIFUNTORUM
	C	01MAR11				ISSUED FOR FINAL EIS PLAN SET	CHECKED BY J. MAHER
	B	09FEB10					IN CHARGE J. MAHER
	A	14JUL09					DATE 20OCT08
Unit:	REV	DATE	BY	SUB	APP	DESCRIPTION	



PLAN



PROFILE



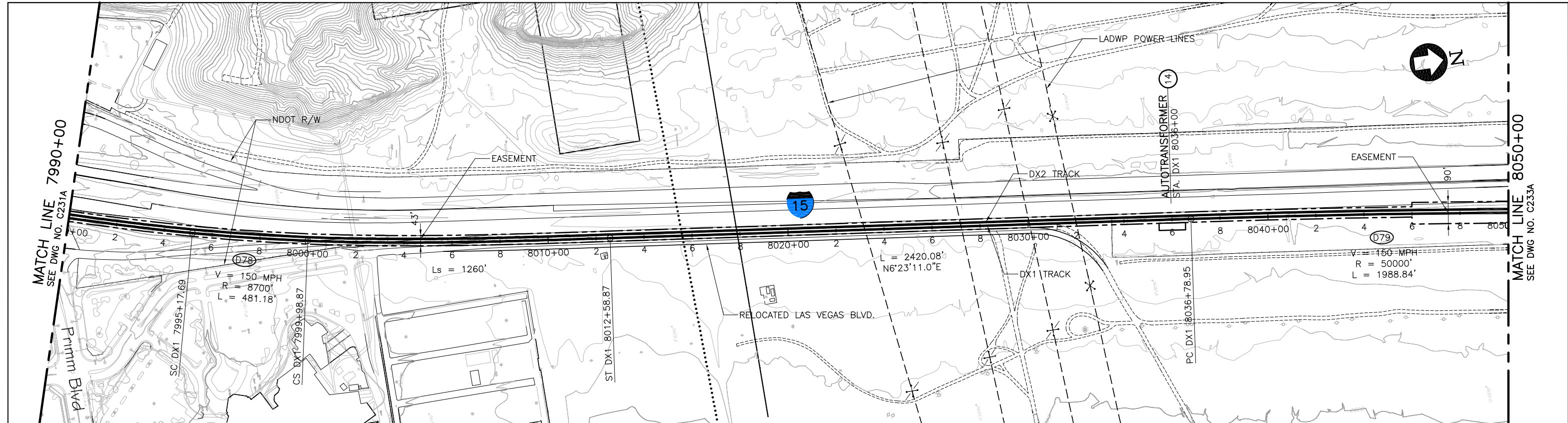
\\na01\proj\2011\03156 - Desert Express\Drawings\DESIGN\DWG\C231A.dwg  
Mar 07, 2011 - 9:55am L:\work\103156 -  
Jmrd

							DESIGNED BY T. LUNA
							DRAWN BY L. DIFUNTORUM
C	01MAR11					ISSUED FOR FINAL EIS PLAN SET	CHECKED BY J. MAHER
B	09FEB10						IN CHARGE J. MAHER
A	14JUL09						DATE 20OCT08
REV	DATE	BY	SUB	APP		DESCRIPTION	

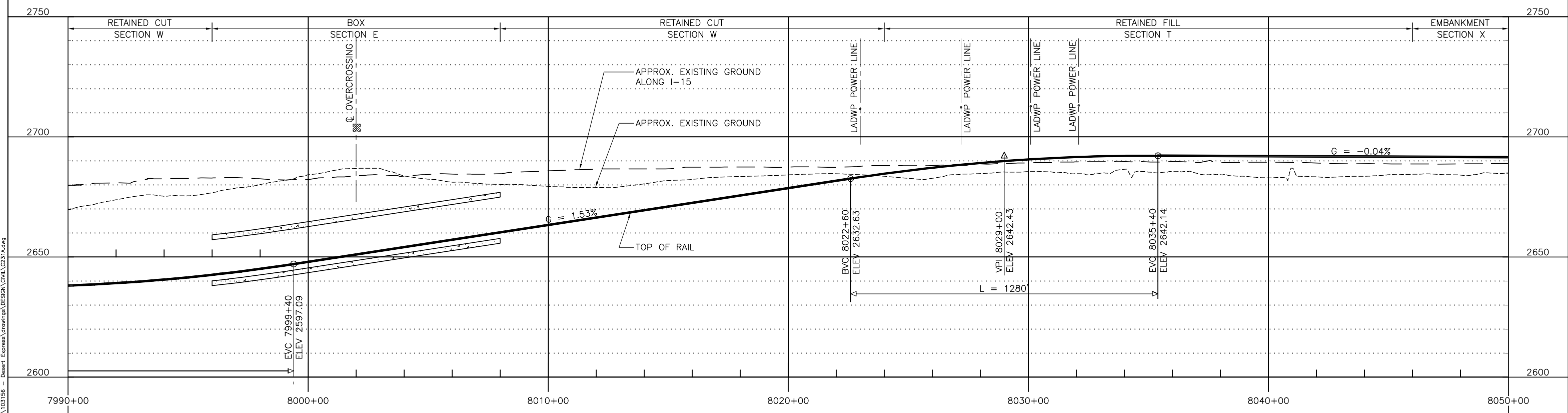
EARTH TECH | AECOM

2101 Webster St., Suite 1000  
Oakland, CA 94612  
Phone: (510) 419-6000  
Fax: (510) 419-5355  
F-C-131

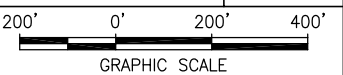
DESERTXPRESS			CADD FILENAME C231A.dwg		
PLAN AND PROFILE			SIZE D	SCALE 1"=200'H; 1"=20'V	
SEGMENT 4, ALTERNATIVE A			CONTRACT NO.		
STA. DX1 7930+00 TO DX1 7990+00			REV. C	SHEET NO. C231A	PAGE NO.
SHEET 131A					



PLAN



PROFILE



						DESIGNED BY T. LUNA
						DRAWN BY L. DIFUNTORUM
C	01MAR11				ISSUED FOR FINAL EIS PLAN SET	CHECKED BY J. MAHER
B	09FEB10					IN CHARGE J. MAHER
A	14JUL09					DATE 20OCT08
REV	DATE	BY	SUB	APP	DESCRIPTION	

EARTH TECHAECOM

2101 Webster St., Suite 1000  
Oakland, CA 94612  
Phone: (510) 419-6000  
Fax: (510) 419-5355  
F-C-132

DESERTXPRESS

PLAN AND PROFILE  
SEGMENT 4, ALTERNATIVE A  
STA. DX1 7990+00 TO DX1 8050+00  
SHEET 132A

CADD FILENAME  
C231A.dwg

SIZE SCALE  
D 1"=200'H; 1"=20'V

CONTRACT NO.

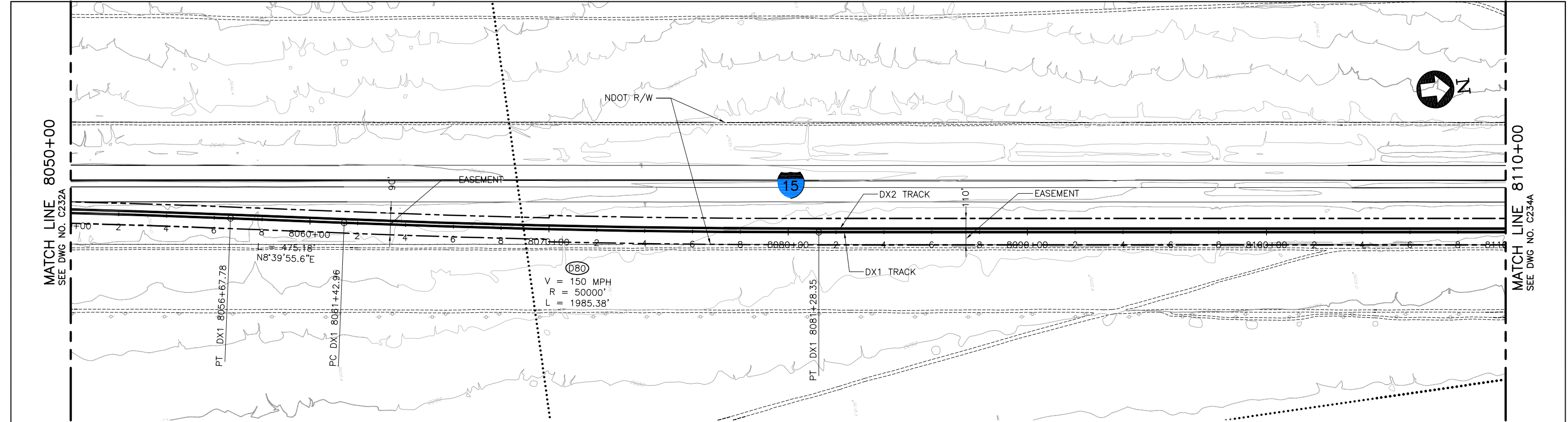
REV. C

SHEET NO. C232A

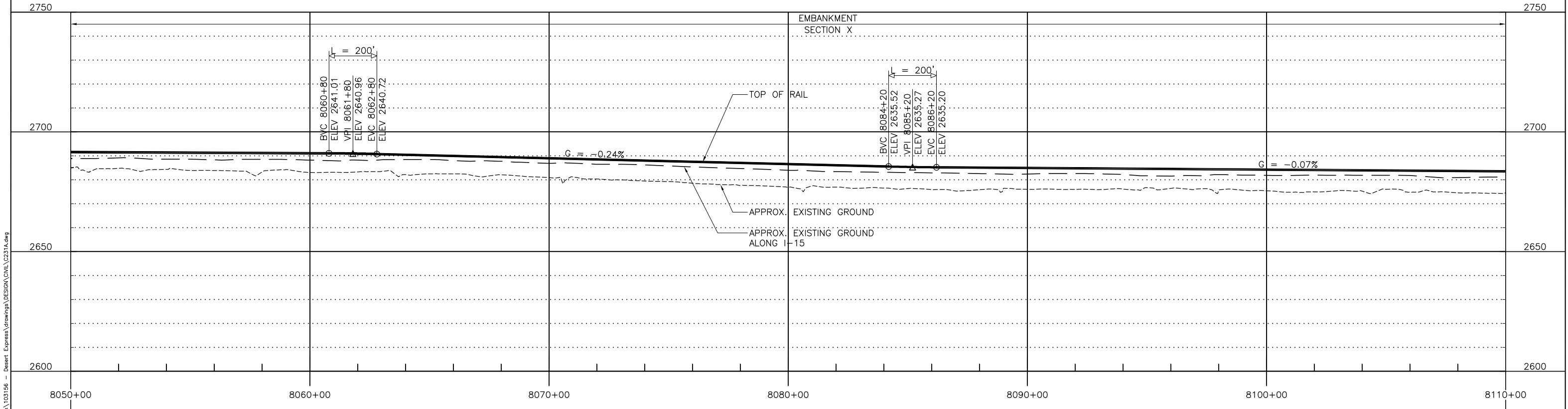
PAGE NO.

Mar 07, 2011 - 9:55am L:\work\103156 - Desert Express\Drawings\DESIGN\DWG\C231A.dwg





PLAN



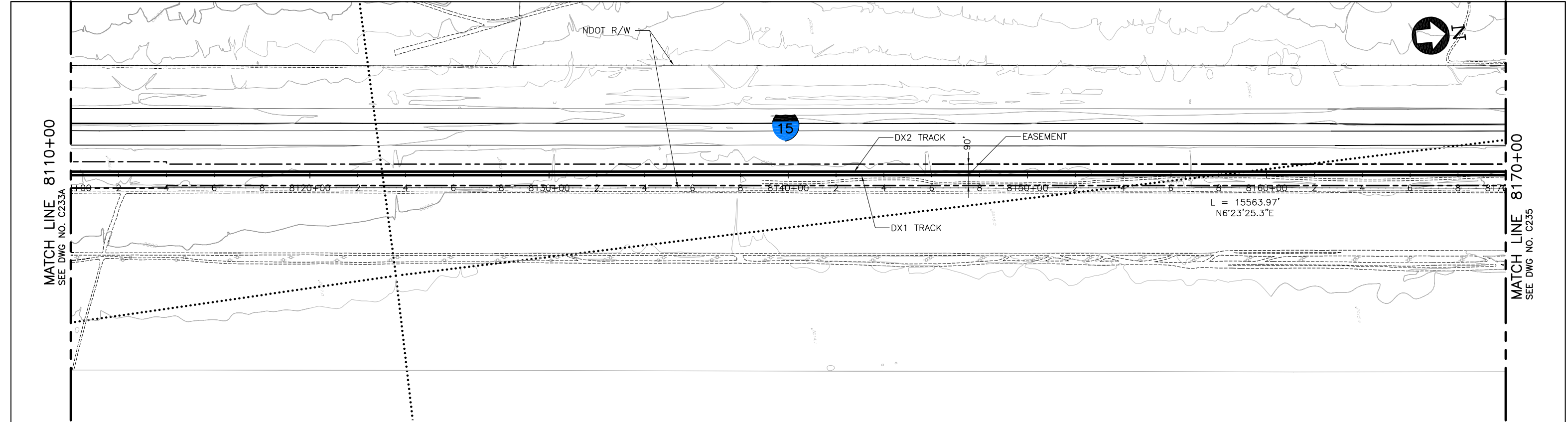
PROFILE

REV	DATE	BY	SUB	APP	DESCRIPTION
C	01MAR11				ISSUED FOR FINAL EIS PLAN SET
B	09FEB10				
A	14JUL09				
DESIGNED BY	T. LUNA				
DRAWN BY	L. DIFUNTORUM				
CHECKED BY	J. MAHER				
IN CHARGE	J. MAHER				
DATE	20OCT08				

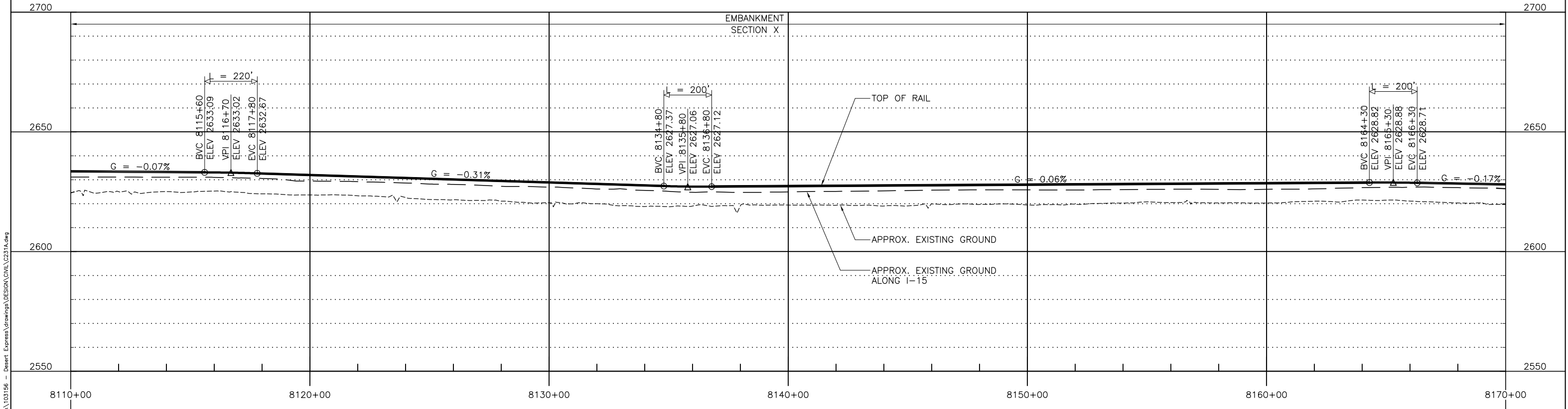
EARTH TECH | AECOM

2101 Webster St., Suite 1000  
Oakland, CA 94612  
Phone: (510) 419-6000  
Fax: (510) 419-5355  
F-C-133

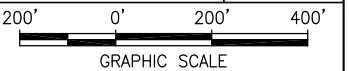
DESERTXPRESS			CADD FILENAME		
PLAN AND PROFILE			C231A.dwg		
SEGMENT 4, ALTERNATIVE A			SIZE SCALE		
STA. DX1 8050+00 TO DX1 8110+00			D 1"=200'H; 1"=20'V		
SHEET 133A			CONTRACT NO.		
			REV. SHEET NO. PAGE NO.		
			C C233A		



PLAN



PROFILE



						DESIGNED BY T. LUNA
						DRAWN BY L. DIFUNTORUM
C	01MAR11				ISSUED FOR FINAL EIS PLAN SET	CHECKED BY J. MAHER
B	09FEB10					IN CHARGE J. MAHER
A	14JUL09					DATE 19MAY08
REV	DATE	BY	SUB	APP	DESCRIPTION	

EARTH TECH | AECOM

2101 Webster St., Suite 1000  
Oakland, CA 94612  
Phone: (510) 419-6000  
Fax: (510) 419-5355  
F-C-134

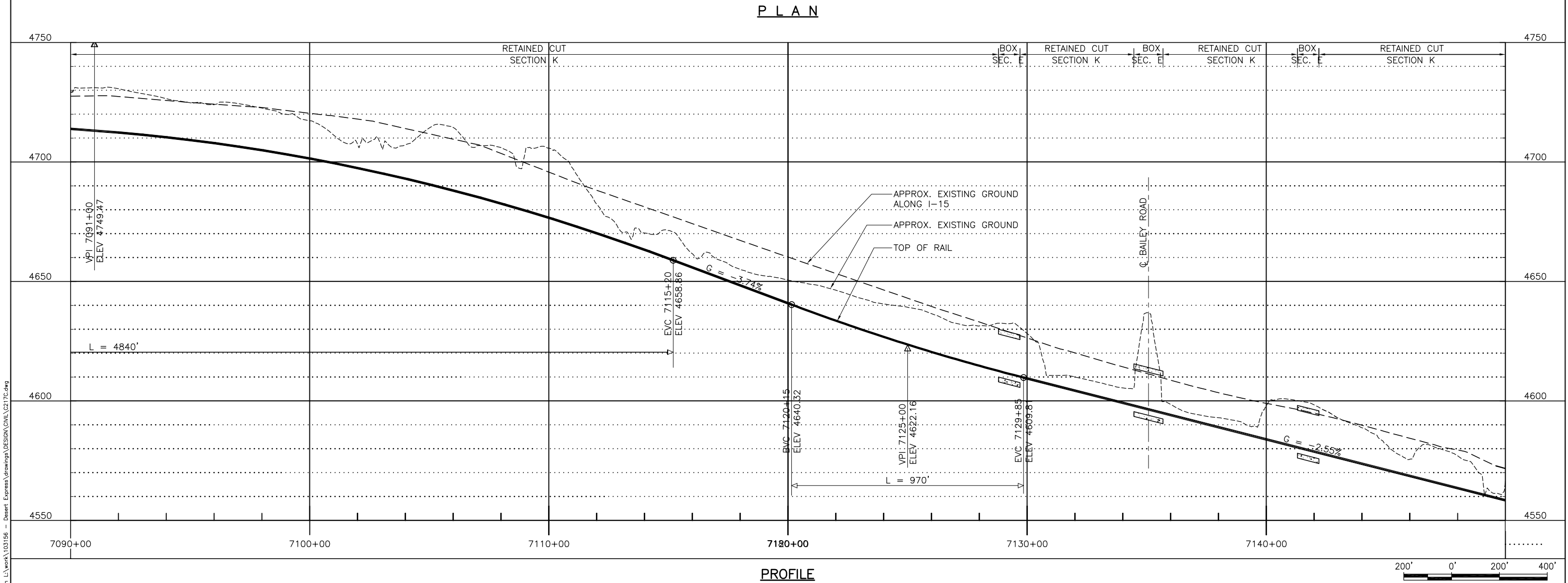
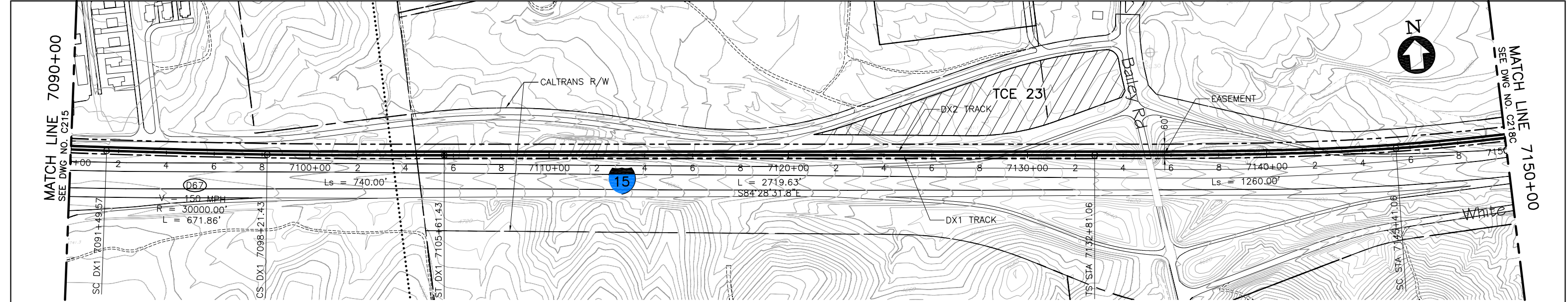
DESERTXPRESS

PLAN AND PROFILE  
SEGMENT 4, ALTERNATIVE A  
STA. DX1 8110+00 TO DX1 8170+00  
SHEET 134A

CADD FILENAME C231A.dwg		
SIZE D	SCALE 1"=200'H; 1"=20'V	
CONTRACT NO.		
REV. C	SHEET NO. C234A	PAGE NO.







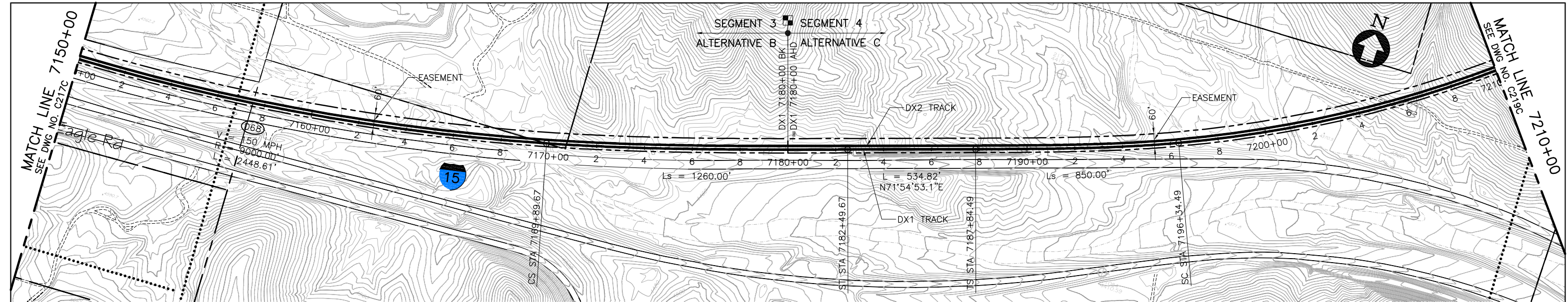
						DESIGNED BY T. LUNA
						DRAWN BY L. DIFUNTORUM
						CHECKED BY J. MAHER
						IN CHARGE J. MAHER
						DATE 17JUN09
B	01MAR11					ISSUED FOR FINAL EIS PLAN SET
A	14JUL09					
REV	DATE	BY	SUB	APP		DESCRIPTION

EARTH TECH | AECOM

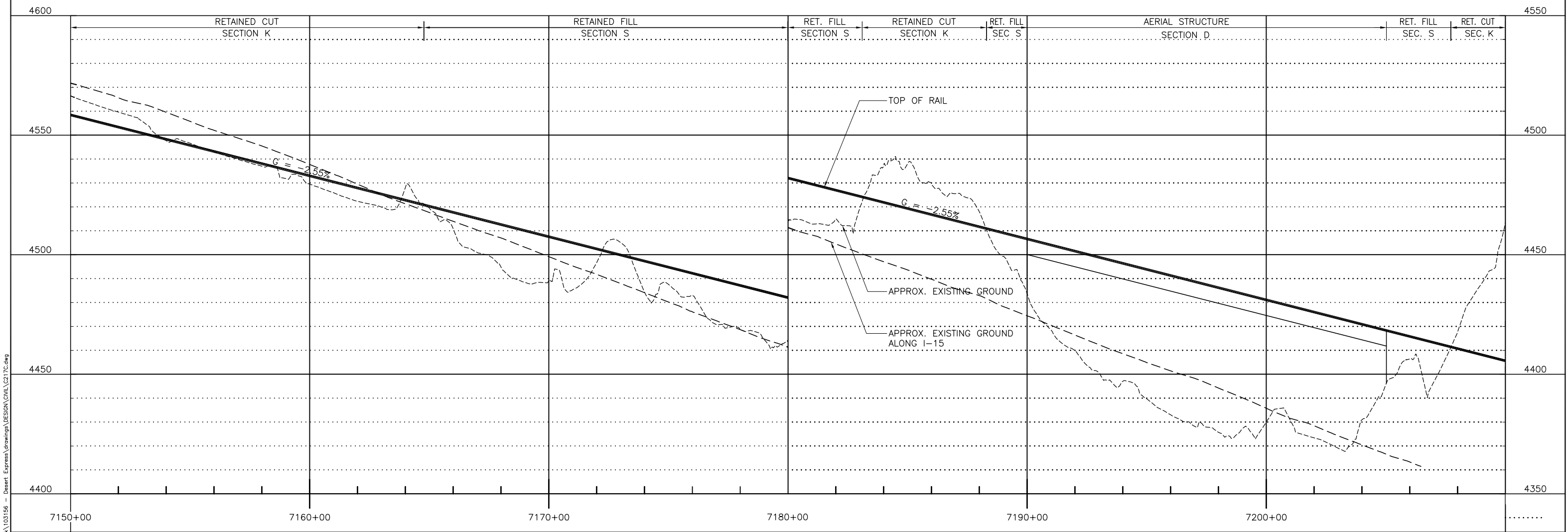
2101 Webster St., Suite 1000  
Oakland, CA 94612  
Phone: (510) 419-6000  
Fax: (510) 419-5355  
F-C-136

DESERTXPRESS  
PLAN AND PROFILE  
SEGMENT 4, ALTERNATIVE C  
STA. DX1 7090+00 TO DX1 7150+00  
SHEET 117C

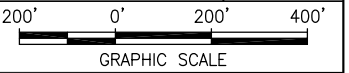
CADD FILENAME C217C.dwg
SIZE SCALE D 1"=200'H; 1"=20'V
CONTRACT NO.
REV. B SHEET NO. C217C PAGE NO.



PLAN



PROFILE



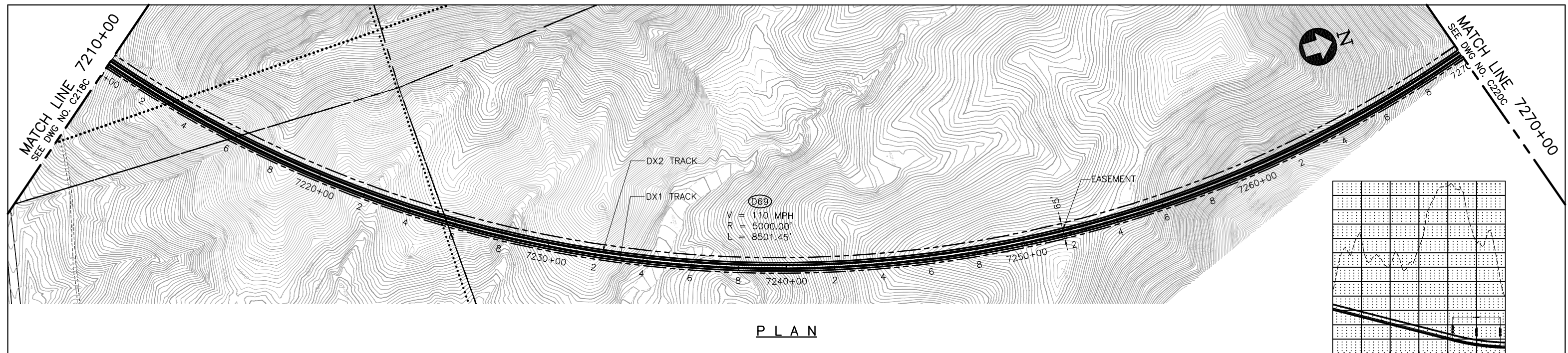
						DESIGNED BY T. LUNA
						DRAWN BY L. DIFUNTORUM
C	01MAR11				ISSUED FOR FINAL EIS PLAN SET	CHECKED BY J. MAHER
B	09FEB10					IN CHARGE J. MAHER
A	14JUL09					DATE 17JUN09
REV	DATE	BY	SUB	APP	DESCRIPTION	

EARTH TECH | AECOM

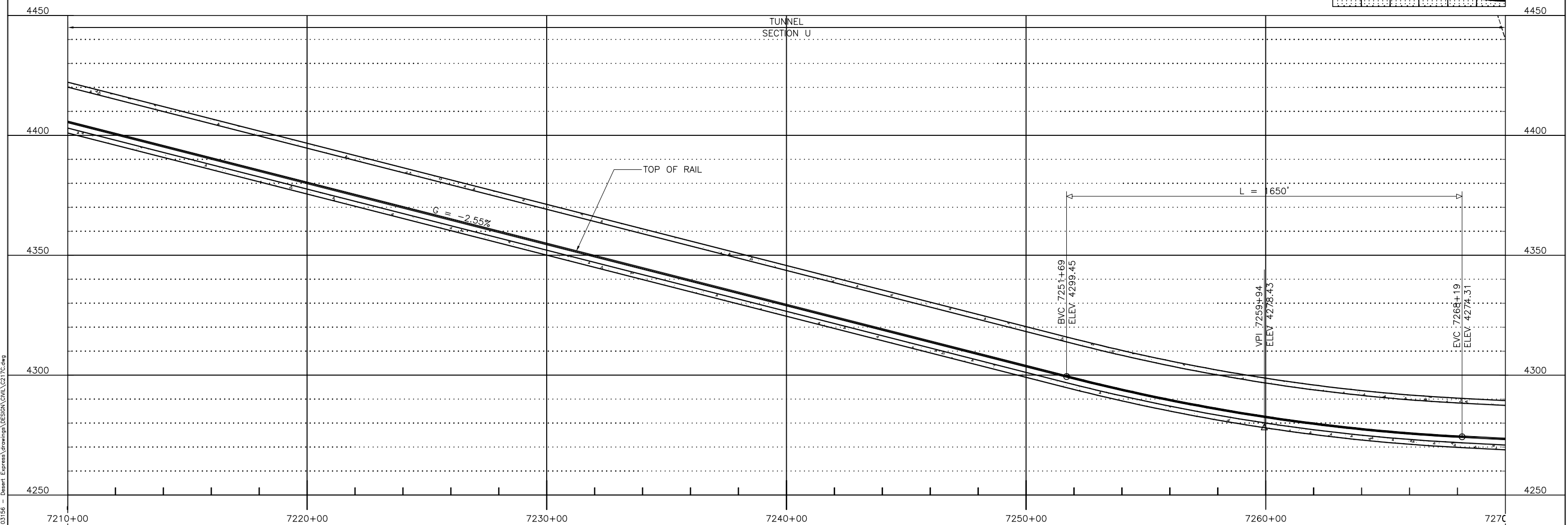
2101 Webster St., Suite 1000  
Oakland, CA 94612  
Phone: (510) 419-6000  
Fax: (510) 419-5355  
F-C-137

DESERTXPRESS			CADD FILENAME C217C.dwg		
PLAN AND PROFILE			SIZE D	SCALE 1"=200'H; 1"=20'V	CONTRACT NO.
SEGMENT 4, ALTERNATIVE C			REV.	SHEET NO.	PAGE NO.
STA. DX1 7180+00 TO DX1 7210+00			C	C218C	
SHEET 118C					

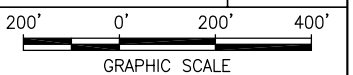




P L A N



## PROFILE



Mar 07, 2011 - 9:50 am unct						DESIGNED BY T. LUNA
						DRAWN BY L. DIFUNTORUM
	C	01MAR11			ISSUED FOR FINAL EIS PLAN SET	CHECKED BY J. MAHER
	B	09FEB10				IN CHARGE J. MAHER
	A	14JUL09				DATE 17JUN09
	REV	DATE	BY	SUB	APP	DESCRIPTION

**EARTH TECH** | **AECOM**

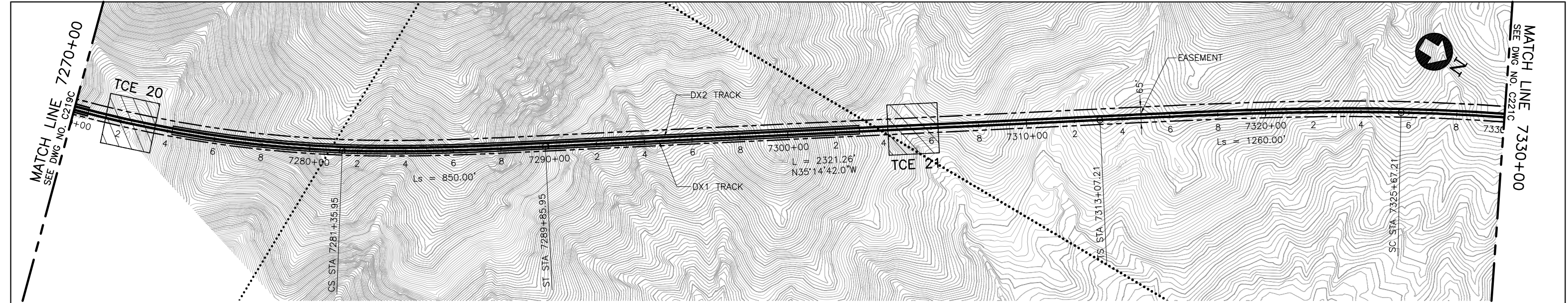
2101 Webster St., Suite 1000  
Oakland, CA 94612  
Phone: (510) 419-6000  
Fax: (510) 419-5355  
**F-C-138**

DESERTXPRESS

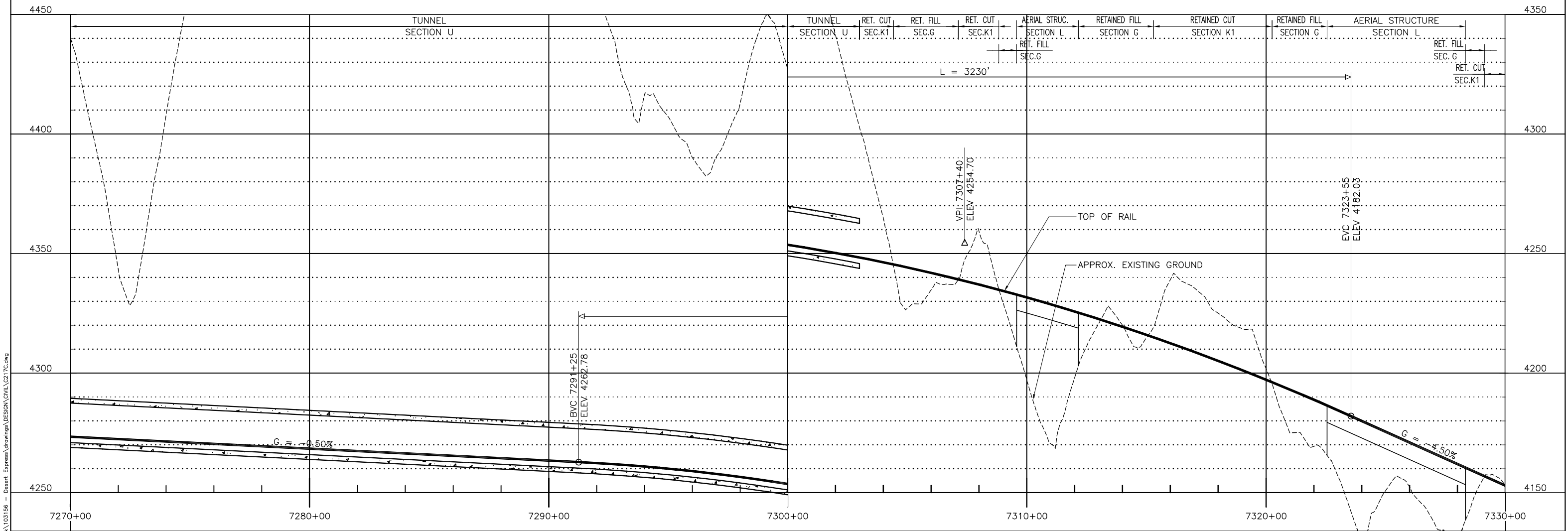
PLAN AND PROFILE  
SEGMENT 4, ALTERNATIVE C  
STA. DX1 7210+00 TO DX1 7270+00  
SHEET 119C

CADD FILENAME C217C.dwg		
SIZE D	SCALE 1"=200'H; 1"=20'V	
CONTRACT NO.		
REV. C	SHEET NO. C219C	PAGE NO.





PLAN



PROFILE

\\na01\proj\2011\03156 - Desert Express\Drawings\DESIGN\DWG\C217C.dwg  
Mar 07, 2011 - 9:58am L:\work\103156 - Desert Express\Drawings\DESIGN\DWG\C217C.dwg  
Jmrd

						DESIGNED BY T. LUNA
						DRAWN BY L. DIFUNTORUM
C	01MAR11				ISSUED FOR FINAL EIS PLAN SET	CHECKED BY J. MAHER
B	09FEB10					IN CHARGE J. MAHER
A	14JUL09					DATE 17JUN09
REV	DATE	BY	SUB	APP	DESCRIPTION	

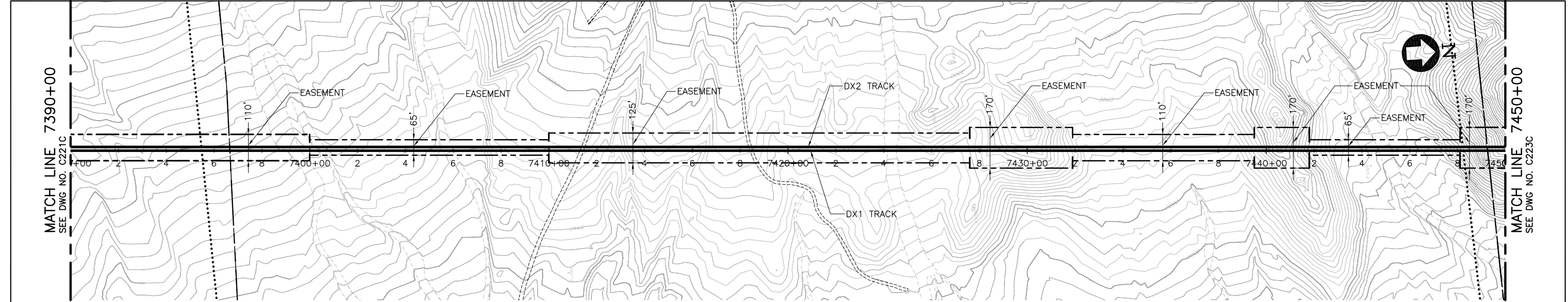
EARTH TECH | AECOM

2101 Webster St., Suite 1000  
Oakland, CA 94612  
Phone: (510) 419-6000  
Fax: (510) 419-5355  
F-C-139

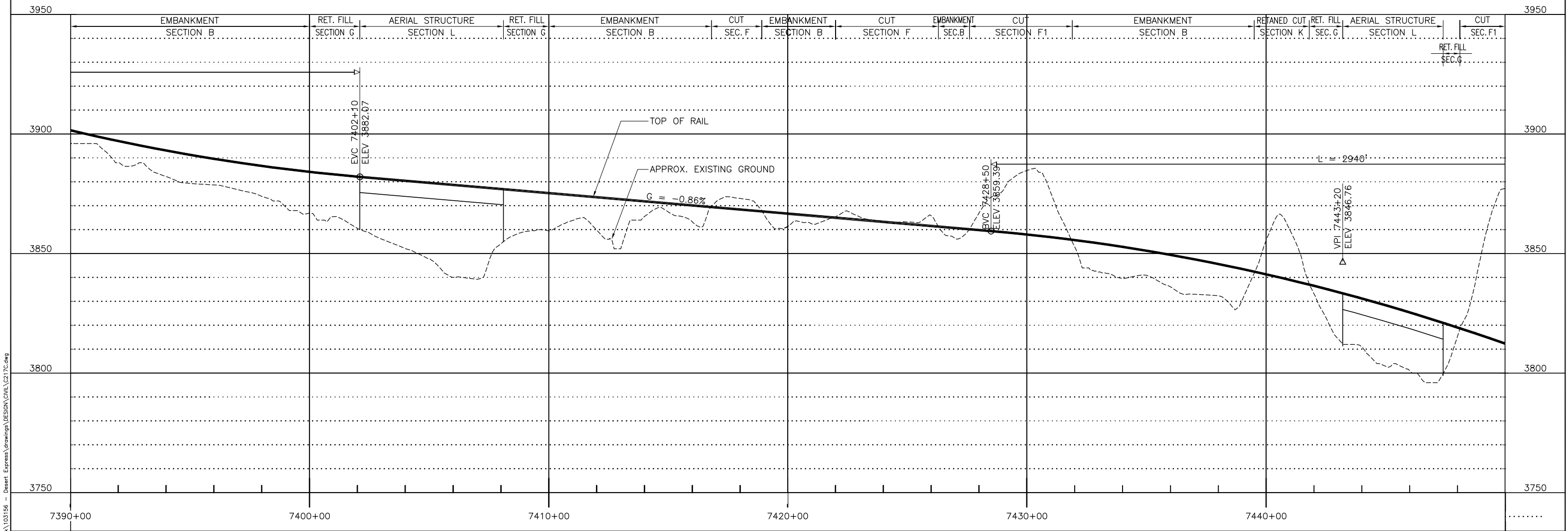
DESERTXPRESS  
PLAN AND PROFILE  
SEGMENT 4, ALTERNATIVE C  
STA. DX1 7270+00 TO DX1 7330+00  
SHEET 120C

CADD FILENAME C217C.dwg		
SIZE D	SCALE 1"=200'H; 1"=20'V	
CONTRACT NO.		
REV. C	SHEET NO. C220C	PAGE NO.

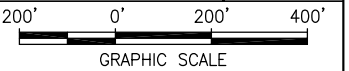




P L A N



P R O F I L E



							DESIGNED BY T. LUNA
							DRAWN BY L. DIFUNTORUM
							CHECKED BY J. MAHER
							IN CHARGE J. MAHER
							DATE 17JUN09
B	01MAR11					ISSUED FOR FINAL EIS PLAN SET	
A	14JUL09						
REV	DATE	BY	SUB	APP		DESCRIPTION	

EARTH TECH

AECOM

2101 Webster St., Suite 1000  
Oakland, CA 94612  
Phone: (510) 419-6000  
Fax: (510) 419-5355  
F-C-141

DESERTXPRESS

PLAN AND PROFILE  
SEGMENT 4, ALTERNATIVE C  
STA. DX1 7390+00 TO DX1 7450+00  
SHEET 122C

CADD FILENAME  
C217C.dwg

SIZE SCALE  
D 1"=200'H; 1"=20'V

CONTRACT NO.

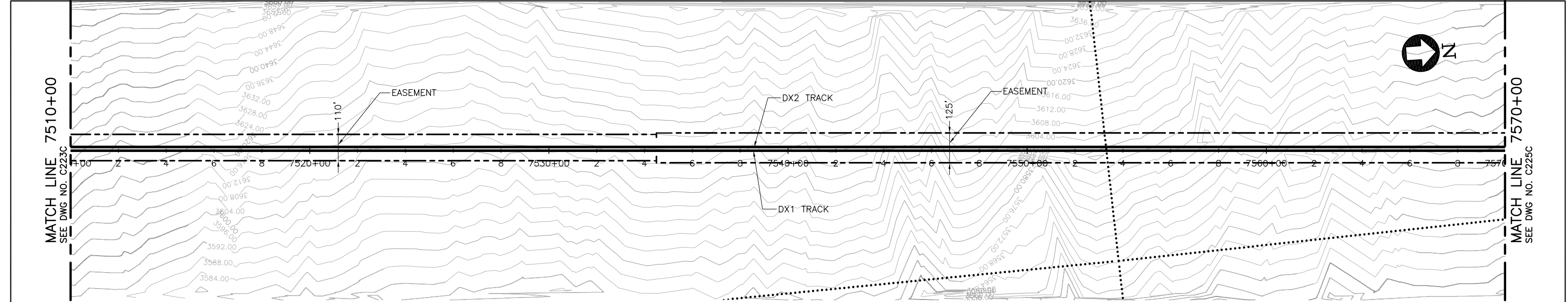
REV. B

SHEET NO. C222C

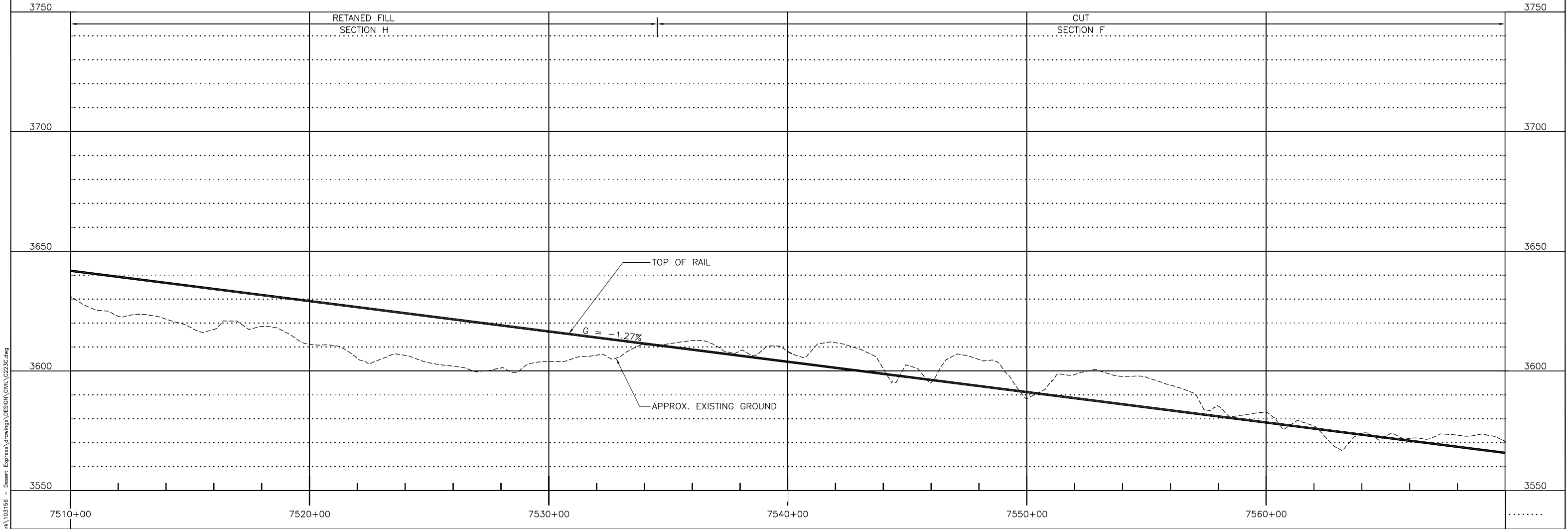
PAGE NO.



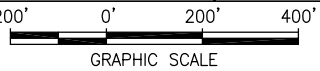




P L A N



P R O F I L E



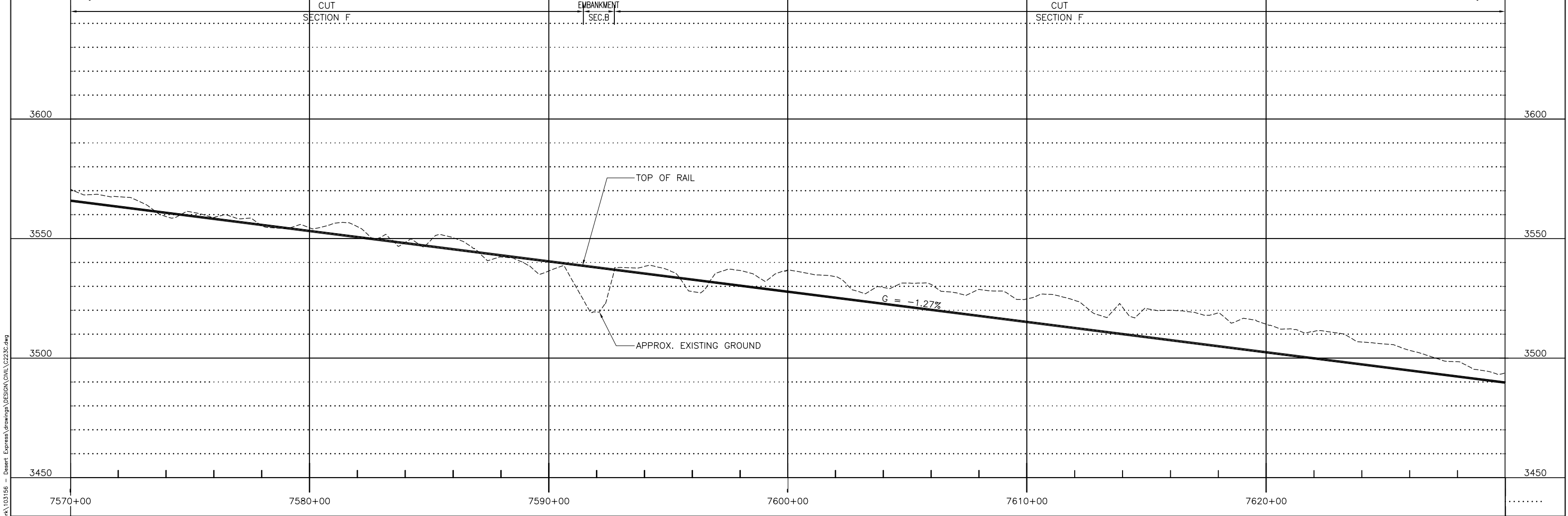
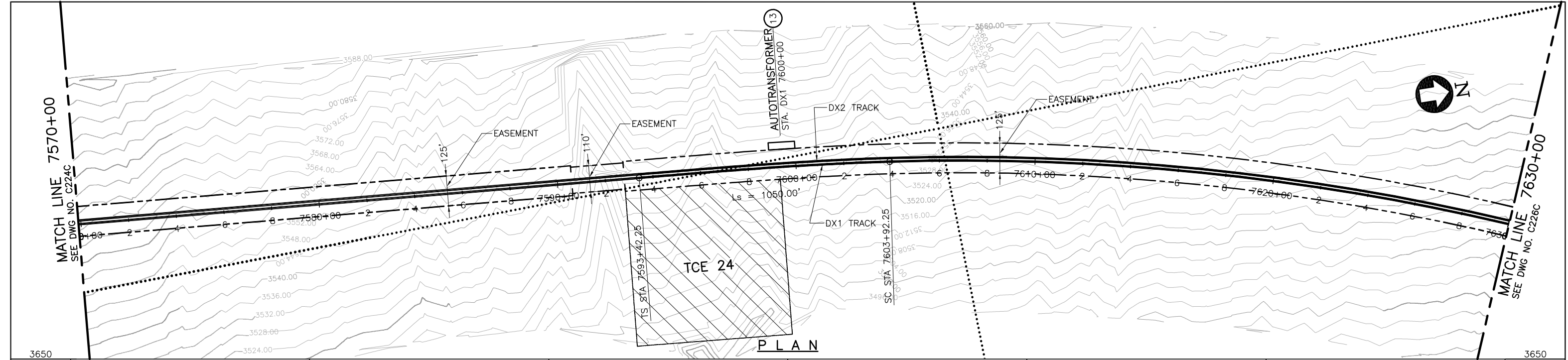
							DESIGNED BY T. LUNA
							DRAWN BY L. DIFUNTORUM
							CHECKED BY J. MAHER
B	01MAR11					ISSUED FOR FINAL EIS PLAN SET	IN CHARGE J. MAHER
A	14JUL09						DATE 17JUN09
REV	DATE	BY	SUB	APP		DESCRIPTION	

EARTH TECH | AECOM

2101 Webster St., Suite 1000  
Oakland, CA 94612  
Phone: (510) 419-6000  
Fax: (510) 419-5355  
F-C-143

DESERTXPRESS  
PLAN AND PROFILE  
SEGMENT 4, ALTERNATIVE C  
STA. DX1 7510+00 TO DX1 7570+00  
SHEET 124C

CADD FILENAME C223C.dwg		
SIZE D	SCALE 1"=200'H; 1"=20'V	
CONTRACT NO.		
REV. B	SHEET NO. C224C	PAGE NO.



DESERTXPRESS									
PLAN AND PROFILE									
SEGMENT 4, ALTERNATIVE C									
STA. DX1 7570+00 TO DX1 7630+00									
SHEET 125C									
GRAPHIC SCALE									
CADD FILENAME C223C.dwg									
SIZE SCALE D 1"=200'H; 1"=20'V									
CONTRACT NO.									
REV. B SHEET NO. C225C PAGE NO.									

DESIGNED BY	T. LUNA
DRAWN BY	L. DIFUNTORUM
CHECKED BY	J. MAHER
IN CHARGE	J. MAHER
DATE	17JUN09

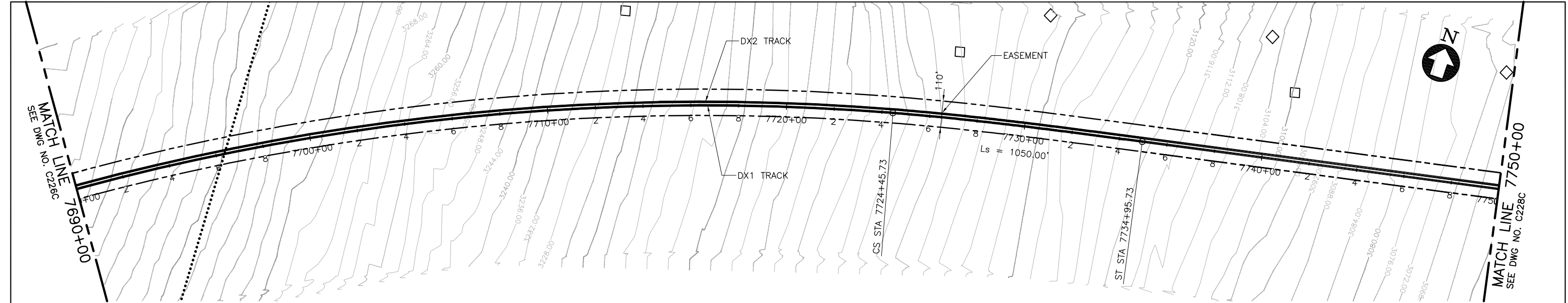
ISSUED FOR FINAL EIS PLAN SET
-------------------------------

REV	DATE	BY	SUB	APP	DESCRIPTION
B	01MAR11				
A	14JUL09				

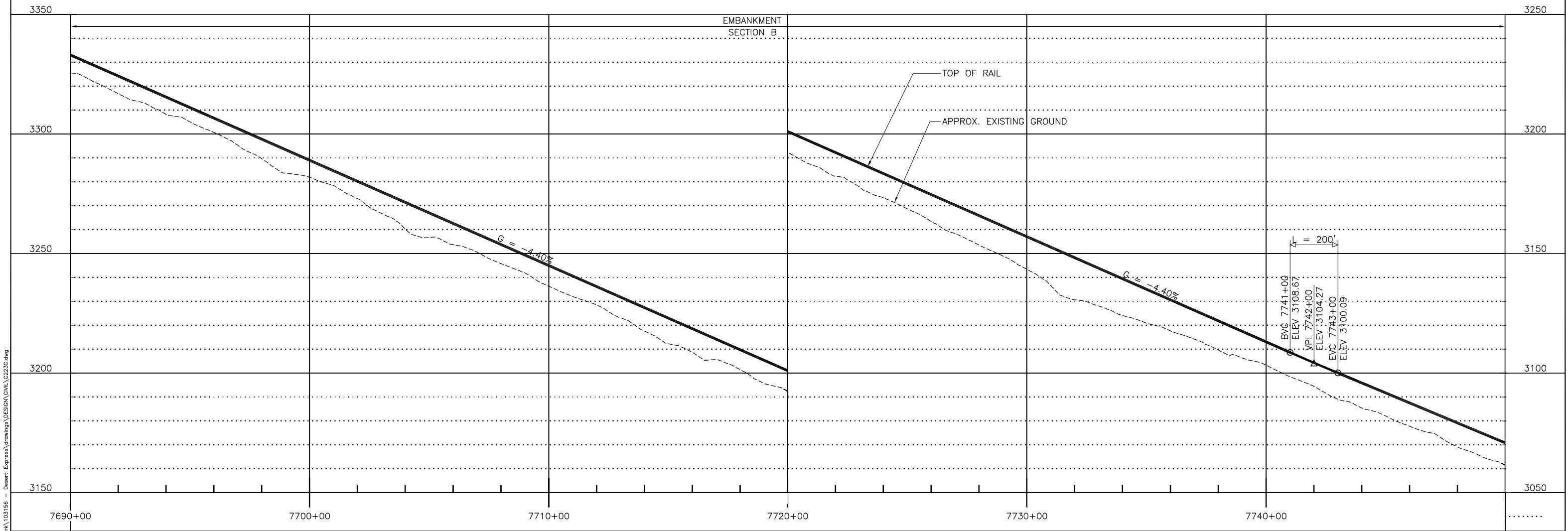
EARTH TECH	AECOM	2101 Webster St., Suite 1000 Oakland, CA 94612 Phone: (510) 419-6000 Fax: (510) 419-5355 F-C-144
------------	-------	--







PLAN



PROFILE



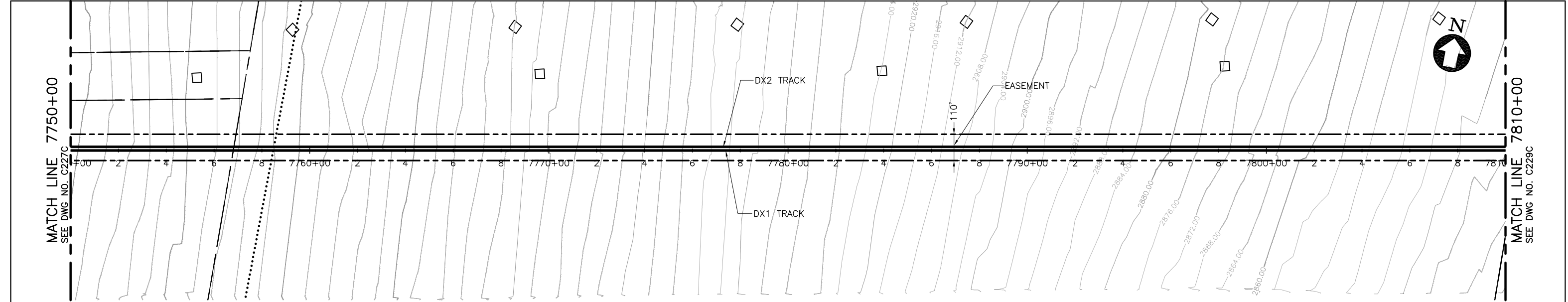
						DESIGNED BY T. LUNA
						DRAWN BY L. DIFUNTORUM
						CHECKED BY J. MAHER
						IN CHARGE J. MAHER
						DATE 17JUN09
B	01MAR11				ISSUED FOR FINAL EIS PLAN SET	
A	14JUL09					
REV	DATE	BY	SUB	APP	DESCRIPTION	

EARTH TECH | AECOM

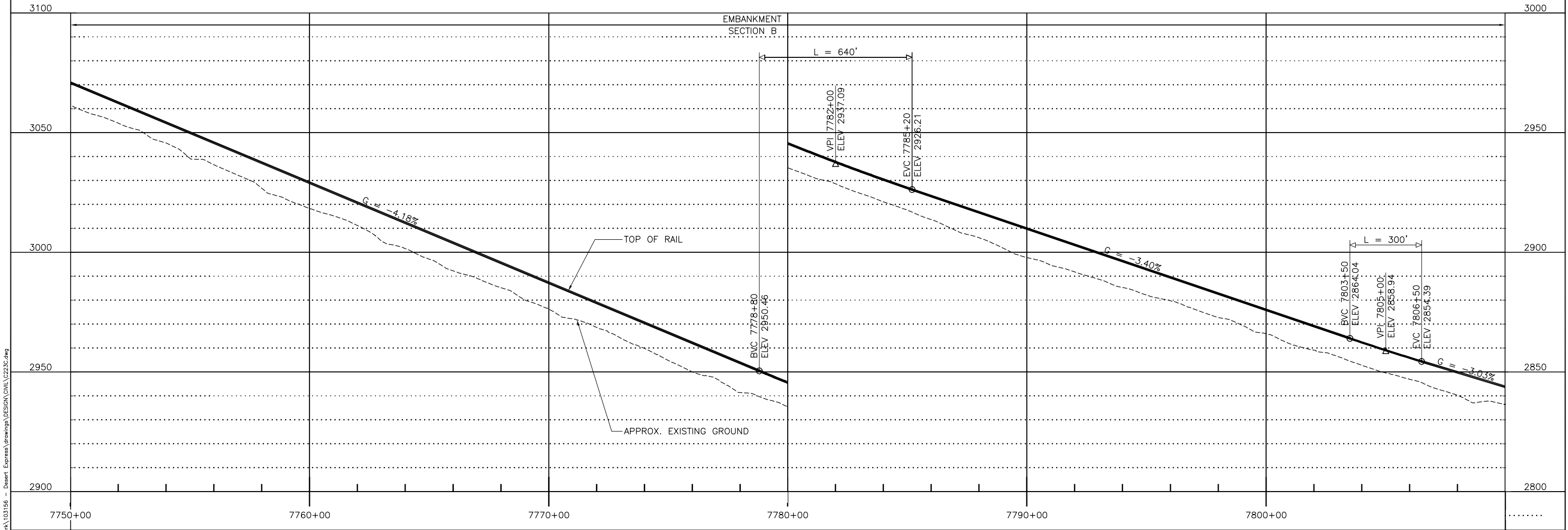
2101 Webster St., Suite 1000  
Oakland, CA 94612  
Phone: (510) 419-6000  
Fax: (510) 419-5355  
F-C-146

DESERTXPRESS  
PLAN AND PROFILE  
SEGMENT 4, ALTERNATIVE C  
STA. DX1 7690+00 TO DX1 7750+00  
SHEET 127C

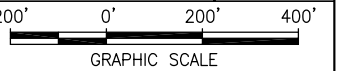
CADD FILENAME C223C.dwg		
SIZE D	SCALE 1"=200'H; 1"=20'V	
CONTRACT NO.		
REV. B	SHEET NO. C227C	PAGE NO.



P L A N



P R O F I L E



						DESIGNED BY T. LUNA
						DRAWN BY L. DIFUNTORUM
						CHECKED BY J. MAHER
B	01MAR11				ISSUED FOR FINAL EIS PLAN SET	IN CHARGE J. MAHER
A	14JUL09					DATE 17JUN09
REV	DATE	BY	SUB	APP	DESCRIPTION	

EARTH TECH

AECOM

2101 Webster St., Suite 1000  
Oakland, CA 94612  
Phone: (510) 419-6000  
Fax: (510) 419-5355  
F-C-147

DESERTXPRESS

PLAN AND PROFILE  
SEGMENT 4, ALTERNATIVE C  
STA. DX1 7750+00 TO DX1 7810+00  
SHEET 128C

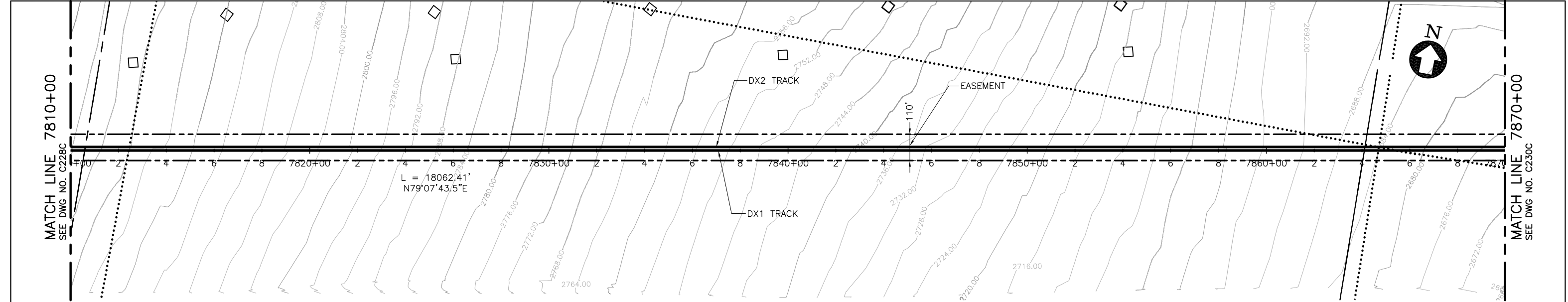
CADD FILENAME  
C223C.dwg

SIZE SCALE  
D 1"=200'H; 1"=20'V

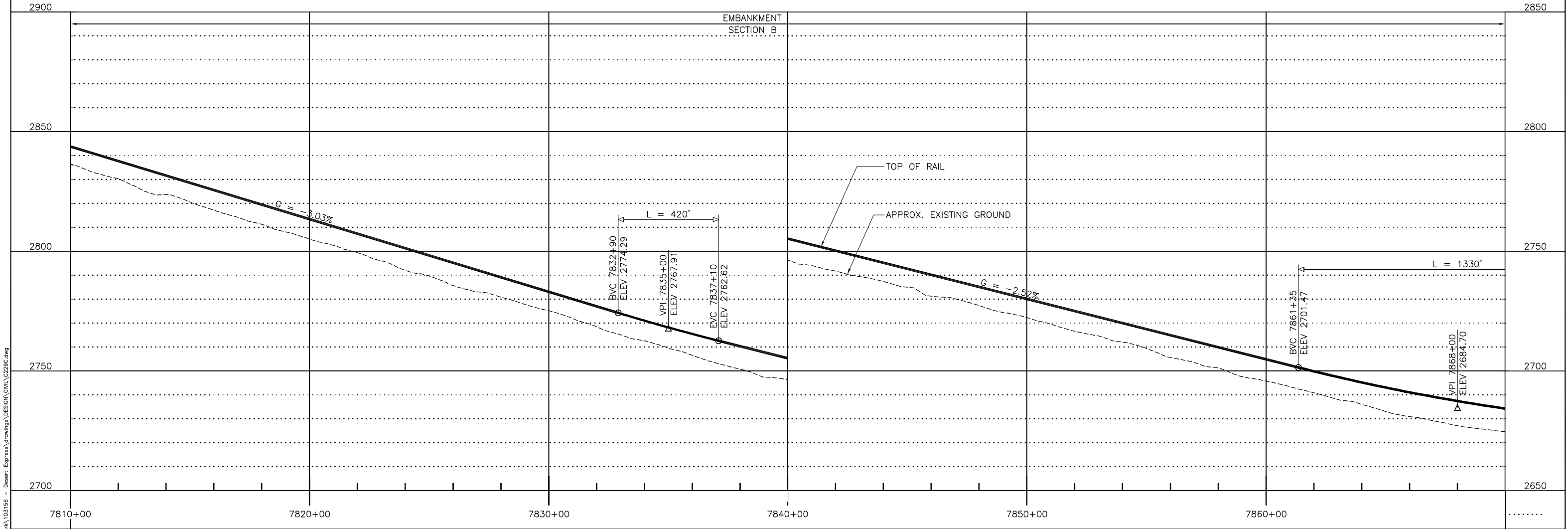
CONTRACT NO.

REV. B SHEET NO. C228C PAGE NO.





PLAN



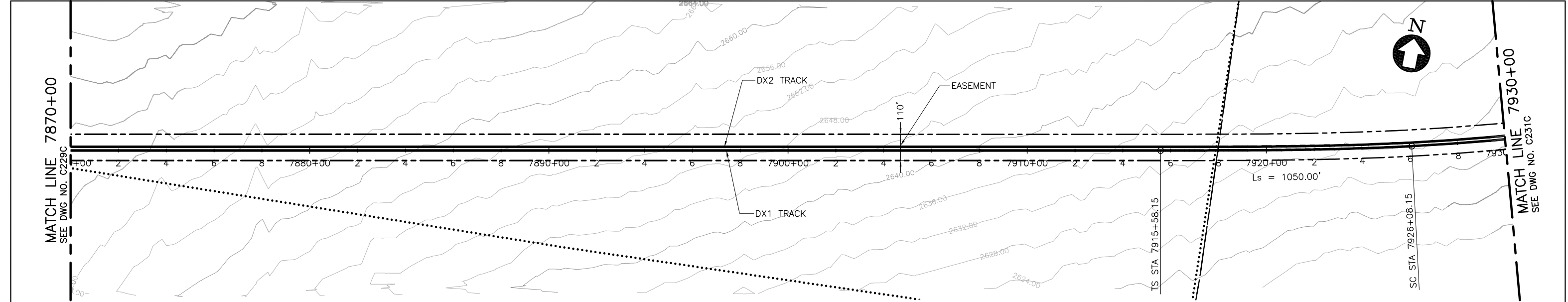
PROFILE

							DESIGNED BY T. LUNA
							DRAWN BY L. DIFUNTORUM
							CHECKED BY J. MAHER
							IN CHARGE J. MAHER
							DATE 17JUN09
B	01MAR11					ISSUED FOR FINAL EIS PLAN SET	
A	14JUL09						
REV	DATE	BY	SUB	APP		DESCRIPTION	

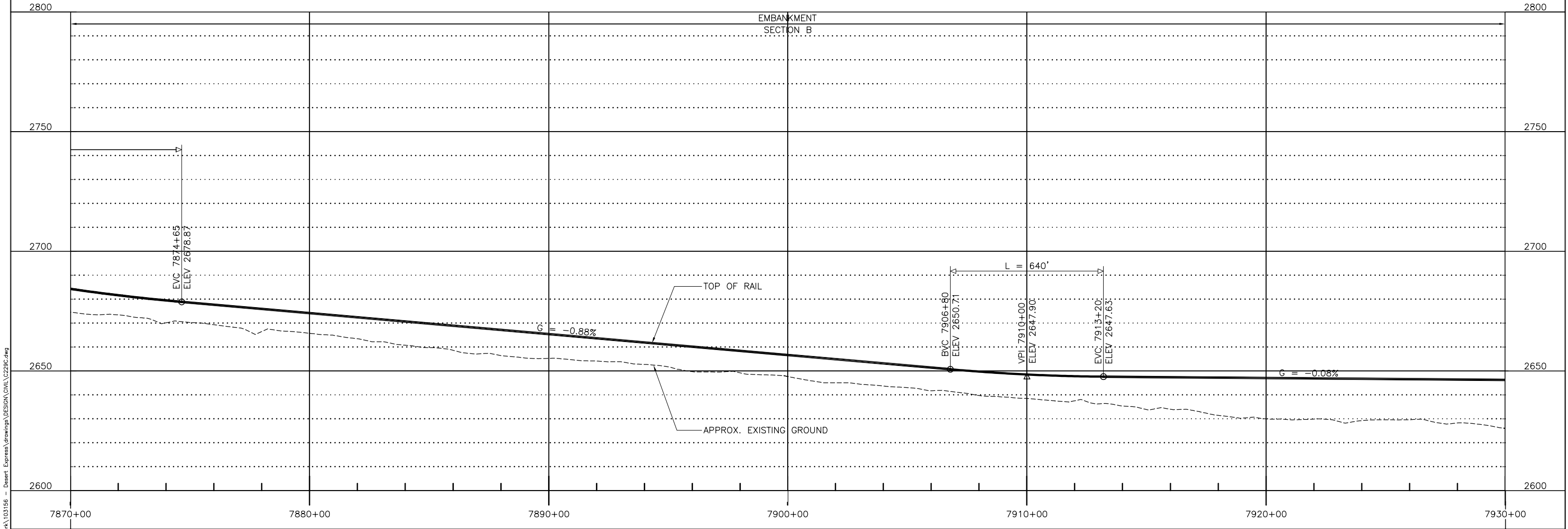
EARTH TECH | AECOM

2101 Webster St., Suite 1000  
Oakland, CA 94612  
Phone: (510) 419-6000  
Fax: (510) 419-5355  
F-C-148

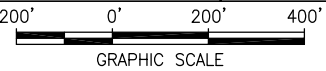
DESERTXPRESS			CADD FILENAME C229C.dwg		
PLAN AND PROFILE			SIZE D	SCALE 1"=200'H; 1"=20'V	
SEGMENT 4, ALTERNATIVE C			CONTRACT NO.		
STA. DX1 7810+00 TO DX1 7870+00			REV. B	SHEET NO. C229C	PAGE NO.
SHEET 129C					



P L A N



P R O F I L E

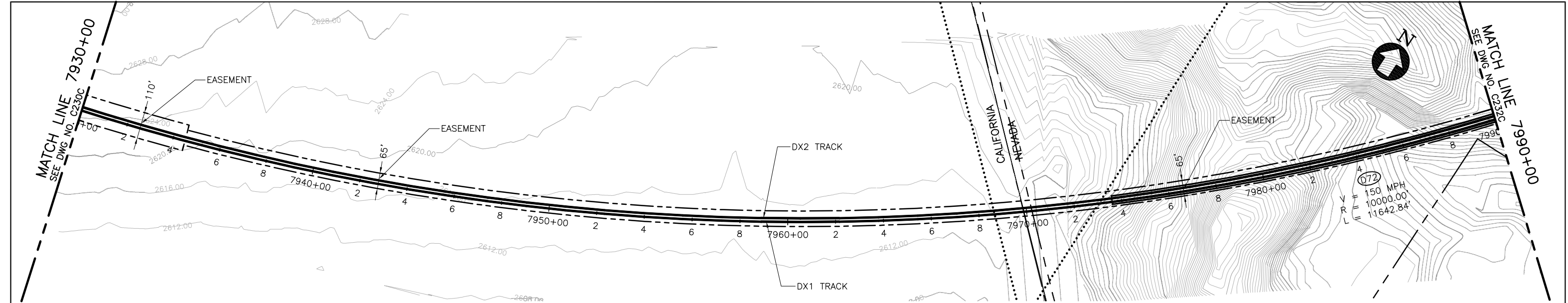


							DESIGNED BY T. LUNA
							DRAWN BY L. DIFUNTORUM
							CHECKED BY J. MAHER
							IN CHARGE J. MAHER
							DATE 17JUN09
REV	DATE	BY	SUB	APP	DESCRIPTION		
B	01MAR11				ISSUED FOR FINAL EIS PLAN SET		
A	14JUL09						

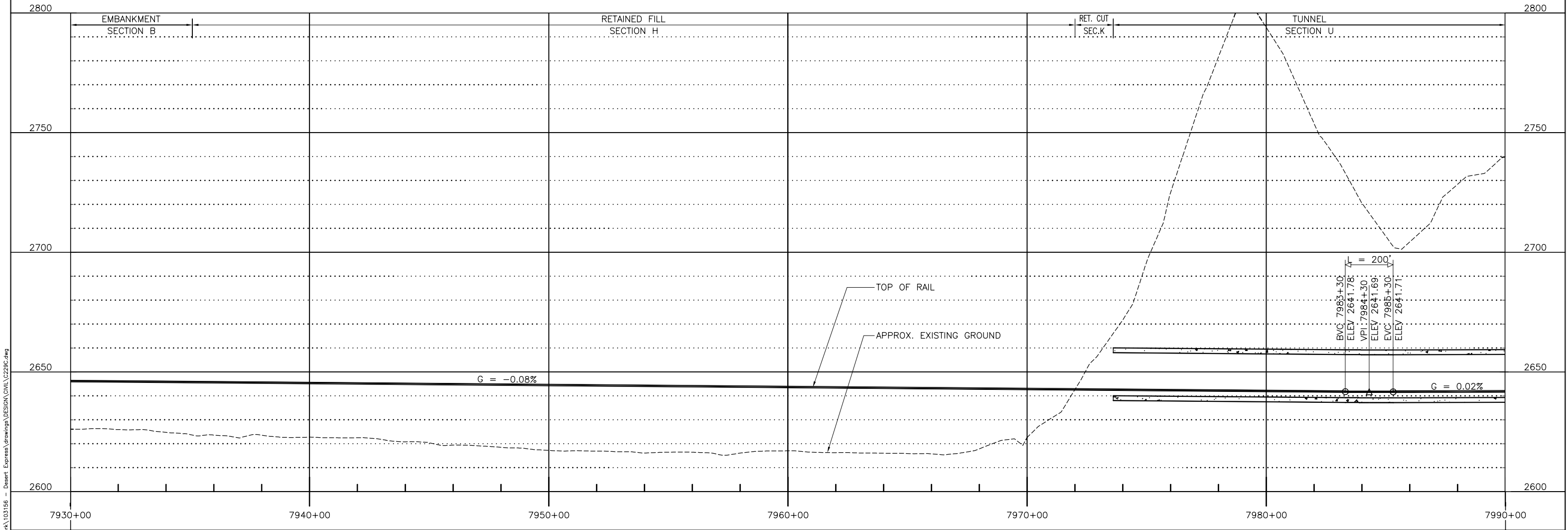
EARTH TECH | AECOM

2101 Webster St., Suite 1000  
Oakland, CA 94612  
Phone: (510) 419-6000  
Fax: (510) 419-5355  
F-C-149

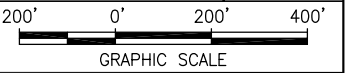
DESERTXPRESS			CADD FILENAME C229C.dwg		
PLAN AND PROFILE			SIZE	SCALE	
SEGMENT 4, ALTERNATIVE C			D	1"=200'H; 1"=20'V	
STA. DX1 7870+00 TO DX1 7930+00			CONTRACT NO.		
SHEET 130C			REV.	SHEET NO.	PAGE NO.
			B	C230C	



PLAN



PROFILE



						DESIGNED BY T. LUNA
						DRAWN BY L. DIFUNTORUM
						CHECKED BY J. MAHER
B	01MAR11				ISSUED FOR FINAL EIS PLAN SET	IN CHARGE J. MAHER
A	14JUL09					DATE 17JUN09
REV	DATE	BY	SUB	APP	DESCRIPTION	

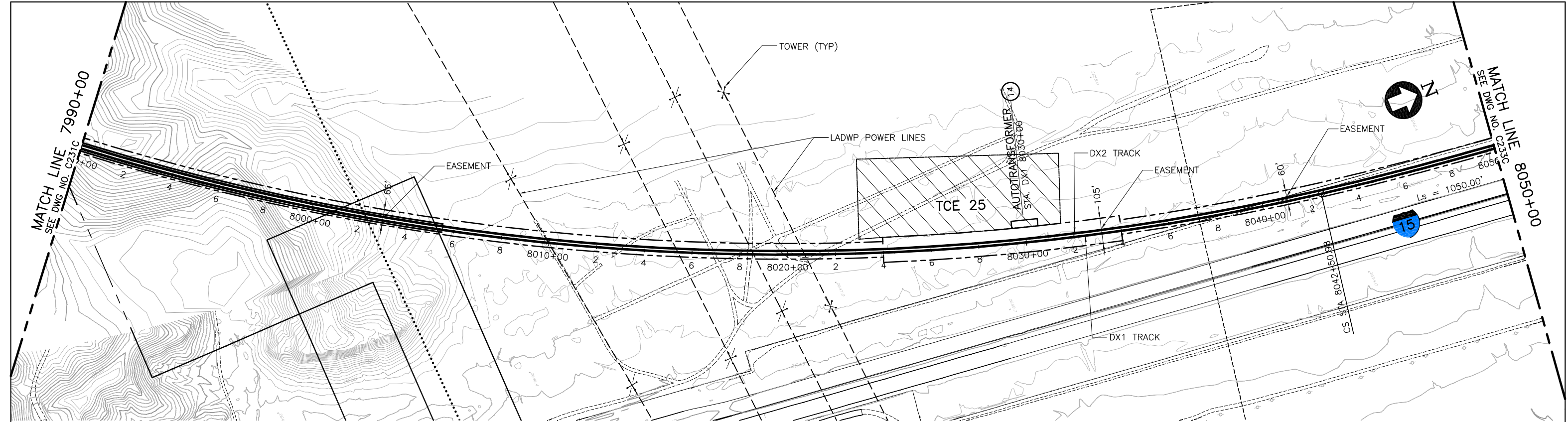
EARTH TECH | AECOM

2101 Webster St., Suite 1000  
Oakland, CA 94612  
Phone: (510) 419-6000  
Fax: (510) 419-5355  
F-C-150

DESERTXPRESS			CADD FILENAME C229C.dwg		
PLAN AND PROFILE			SIZE	SCALE	
SEGMENT 4, ALTERNATIVE C			D	1"=200'H; 1"=20'V	
STA. DX1 7930+00 TO DX1 7990+00			CONTRACT NO.		
SHEET 131C			REV.	SHEET NO.	PAGE NO.
			B	C231C	

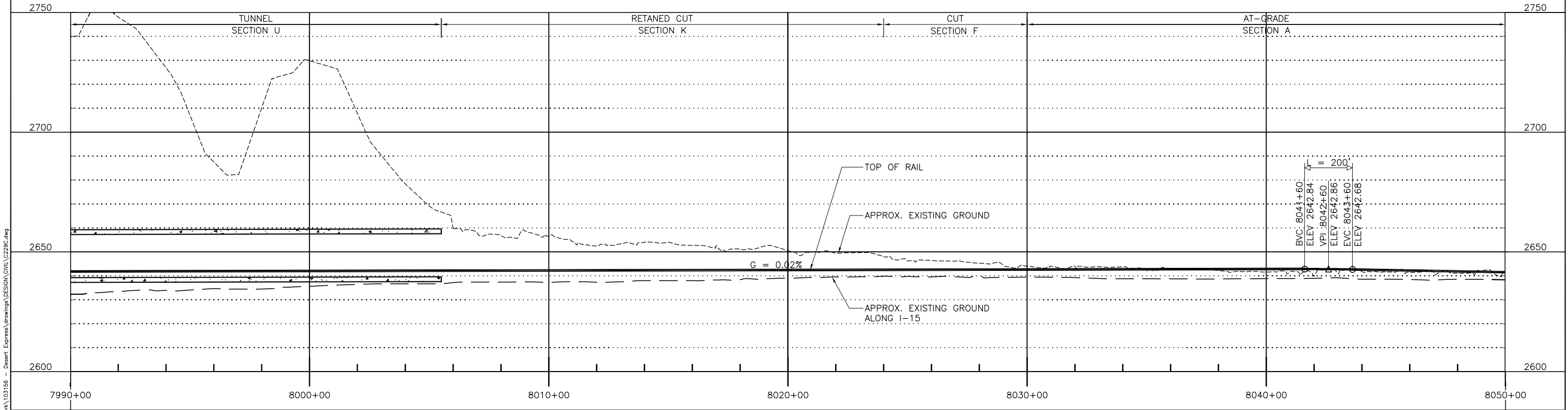
\\na01\proj\103156 - Desert Express\Drawings\DESIGN\Civil\C229C.dwg  
10:04am L:\work\103156 - Desert Express\Drawings\DESIGN\Civil\C229C.dwg  
Mar 07, 2011



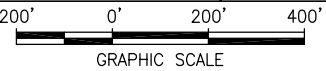


PLAN

NOTE:  
1. PROVIDE LOW CATENARY SYSTEM (25' HIGH) BETWEEN  
STATION 8030+00 TO 8102+50 AND 8300+00 TO 8410+00.



PROFILE



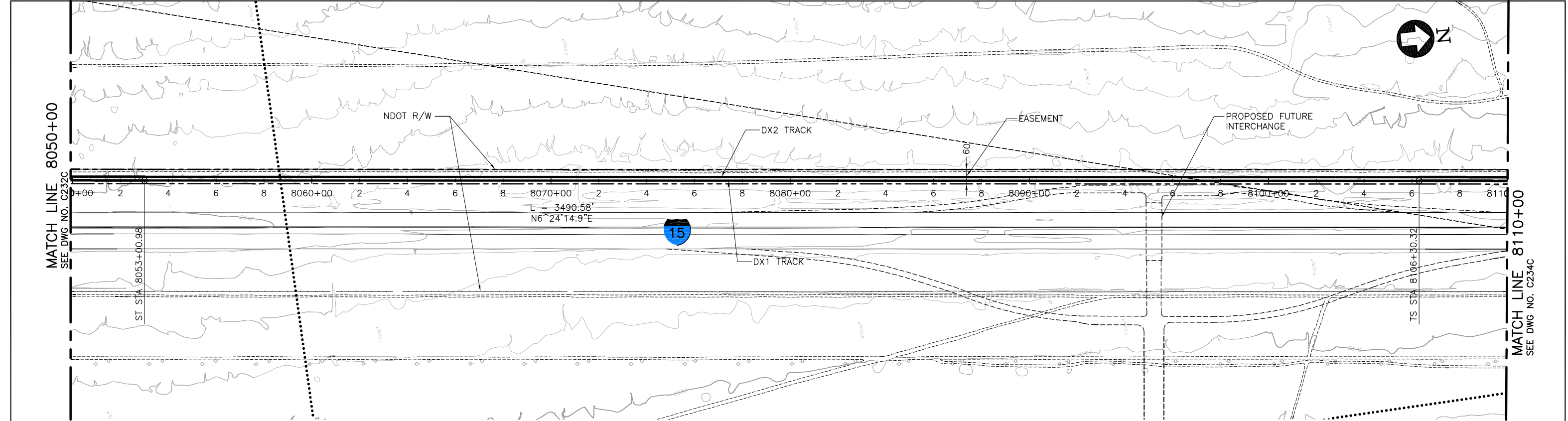
						DESIGNED BY T. LUNA
D	01MAR11					DRAWN BY L. DIFUNTORUM
C	25JUN10					CHECKED BY J. MAHER
B	09FEB10					IN CHARGE J. MAHER
A	14JUL09					DATE 17JUN09
REV	DATE	BY	SUB	APP	DESCRIPTION	

EARTH TECH | AECOM

2101 Webster St., Suite 1000  
Oakland, CA 94612  
Phone: (510) 419-6000  
Fax: (510) 419-5355  
F-C-151

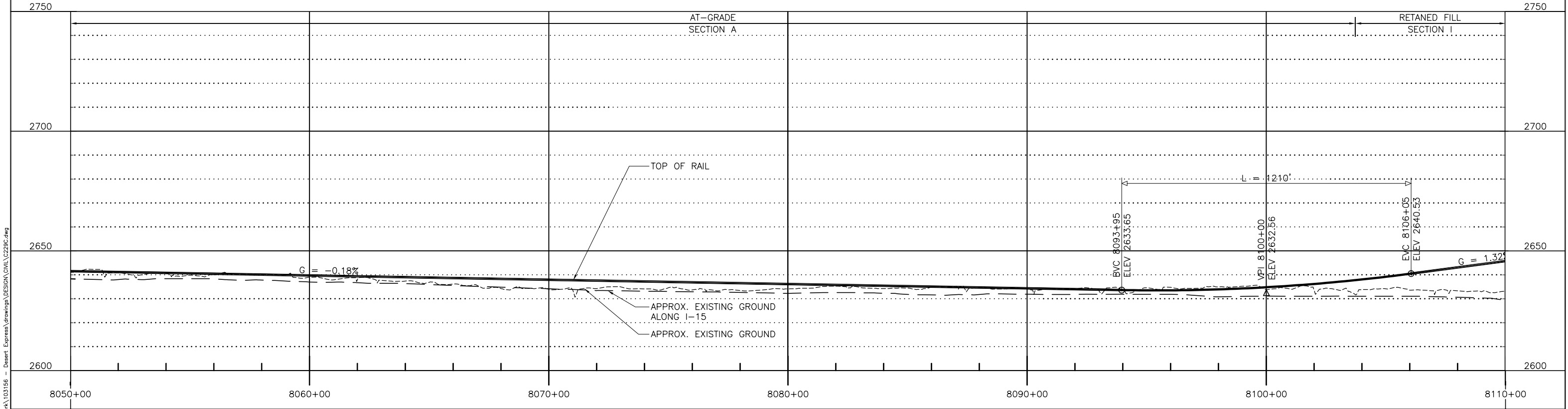
DESERTXPRESS  
PLAN AND PROFILE  
SEGMENT 4, ALTERNATIVE C  
STA. DX1 7990+00 TO DX1 8050+00  
SHEET 132C

CADD FILENAME C229C.dwg		
SIZE D	SCALE 1"=200'H; 1"=20'V	
CONTRACT NO.		
REV. D	SHEET NO. C232C	PAGE NO.



P L A N

NOTE:  
1. PROVIDE LOW CATENARY SYSTEM (25' HIGH) BETWEEN  
STATION 8030+00 TO 8102+50 AND 8300+00 TO 8410+00.



P R O F I L E

E	01MAR11				ISSUED FOR FINAL EIS PLAN SET	DESIGNED BY T. LUNA
D	25JUN10				ADDED LOW CATENARY NOTE	DRAWN BY L. DIFUNTORUM
C	09APR10					CHECKED BY J. MAHER
B	09FEB10					IN CHARGE J. MAHER
A	14JUL09					DATE 17JUN09
REV	DATE	BY	SUB	APP	DESCRIPTION	

EARTH TECH

AECOM

2101 Webster St., Suite 1000  
Oakland, CA 94612  
Phone: (510) 419-6000  
Fax: (510) 419-5355  
F-C-152

DESERTXPRESS

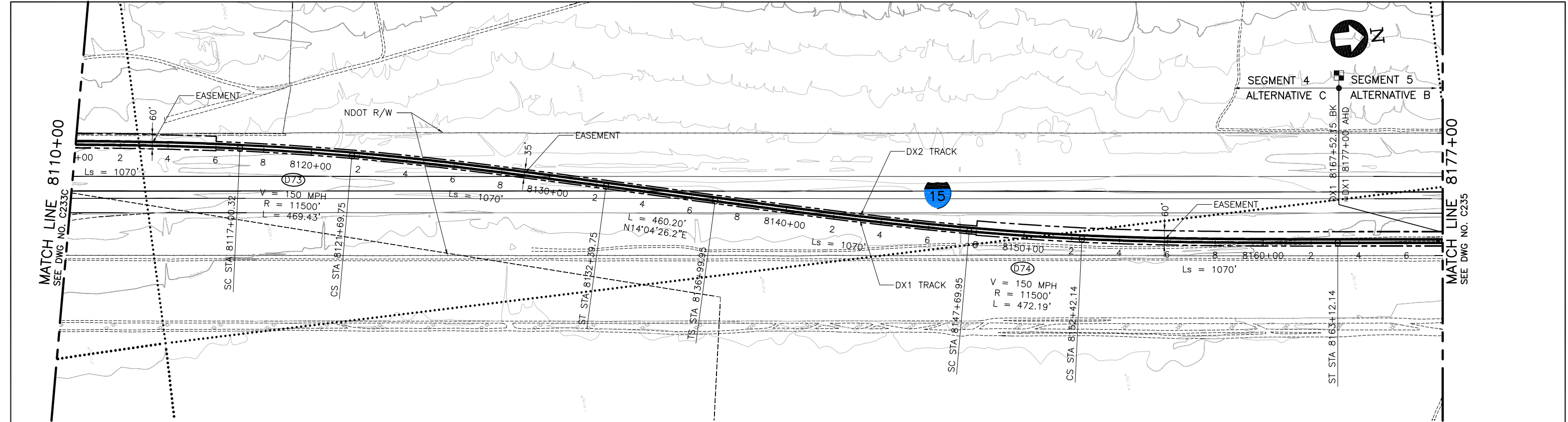
PLAN AND PROFILE  
SEGMENT 4, ALTERNATIVE C  
STA. DX1 8050+00 TO DX1 8110+00  
SHEET 133C

CADD FILENAME  
C229C.dwg

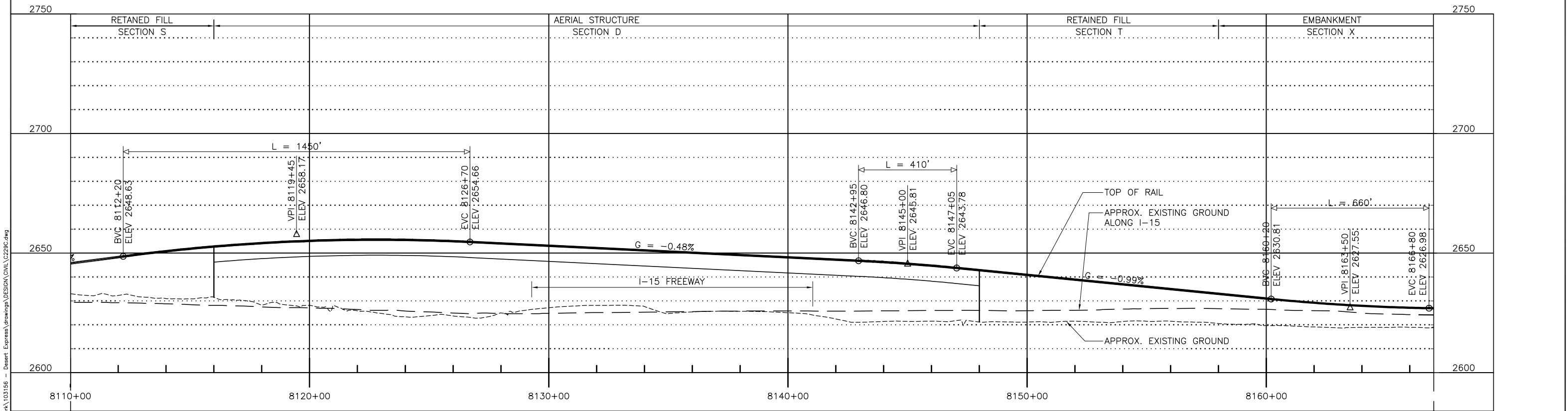
SIZE SCALE  
D 1"=200'H; 1"=20'V

CONTRACT NO.

REV. E SHEET NO. C233C PAGE NO.



PLAN



PROFILE

\\na01\proj\2011\03\06\Desert Express\Drawings\DESIGN\Civil\229C.dwg  
10:06am L:\work\103156 - Desert Express\Drawings\DESIGN\Civil\229C.dwg  
Mar 07, 2011

REV	DATE	BY	SUB	APP	DESCRIPTION	DESIGNED BY T. LUNA	DRAWN BY L. DIFUNTORUM	CHECKED BY J. MAHER	IN CHARGE J. MAHER	DATE 17JUN09
D	01MAR11									
C	09APR10				ISSUED FOR FINAL EIS PLAN SET					
B	09FEB10									
A	14JUL09									

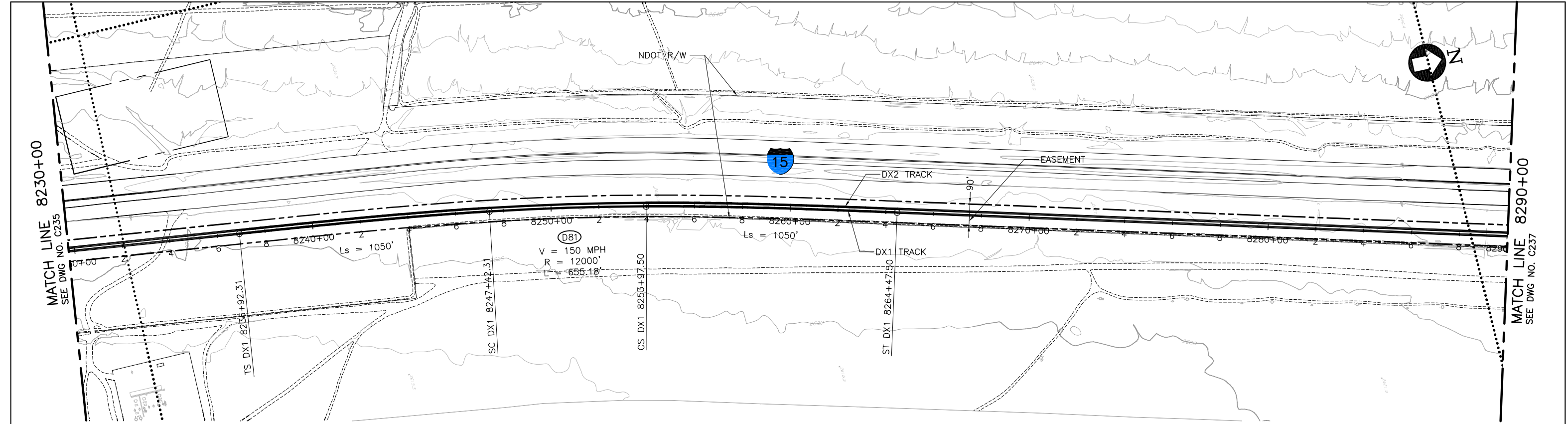
EARTH TECH | AECOM

2101 Webster St., Suite 1000  
Oakland, CA 94612  
Phone: (510) 419-6000  
Fax: (510) 419-5355  
F-C-153

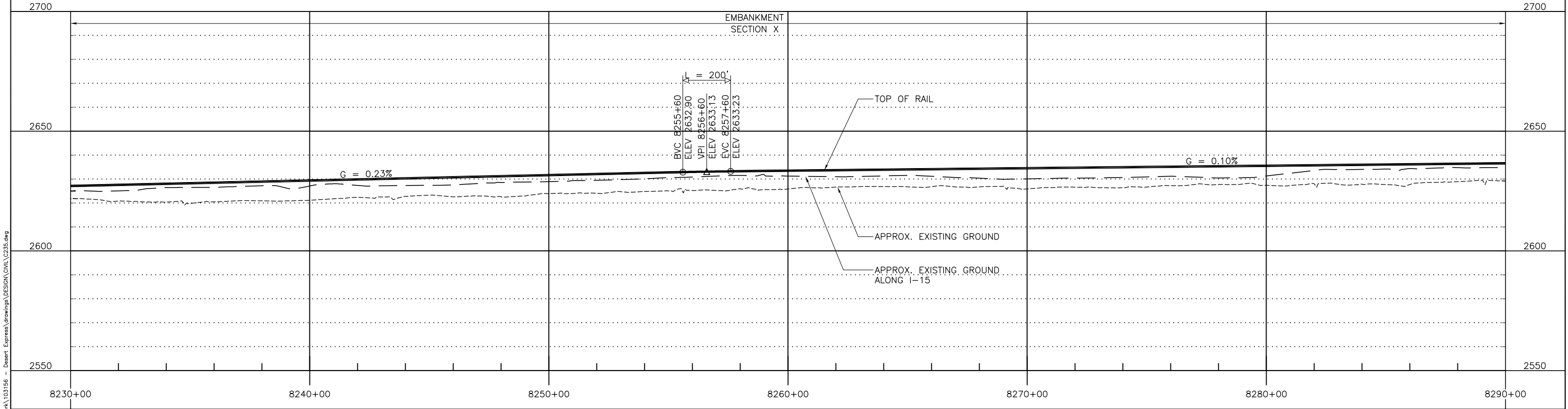
DESERTXPRESS			CADD FILENAME C229C.dwg		
PLAN AND PROFILE			SIZE D	SCALE 1"=200'H; 1"=20'V	CONTRACT NO.
SEGMENT 4, ALTERNATIVE C			REV.	SHEET NO.	PAGE NO.
STA. DX1 8110+00 TO DX1 8167+52			D	C234C	
SHEET 134C					



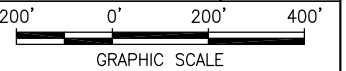




PLAN



PROFILE



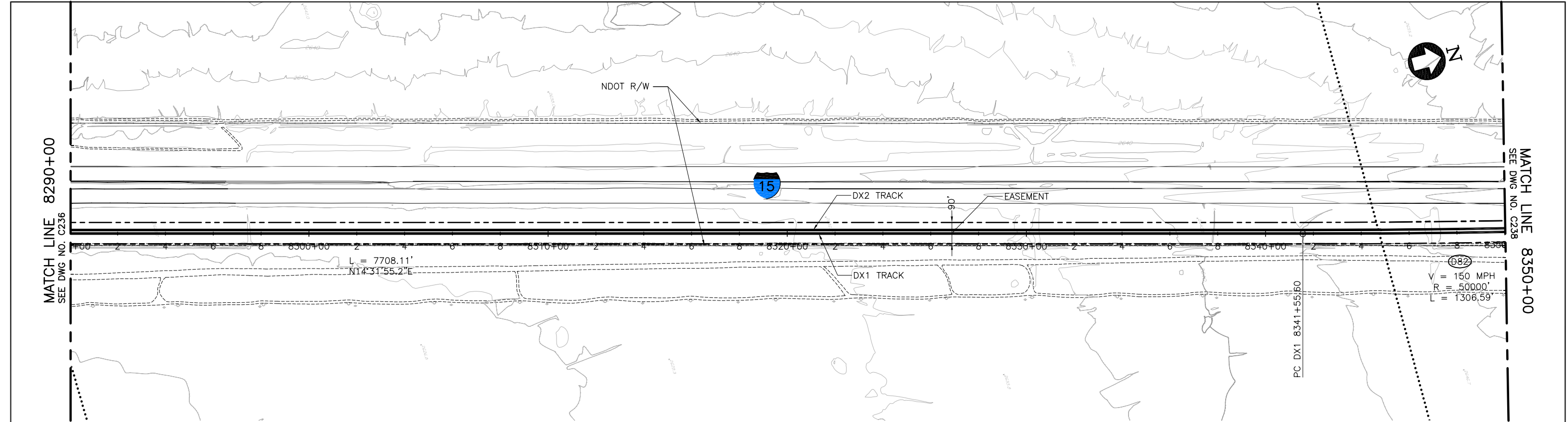
						DESIGNED BY T. LUNA
D	01MAR11					DRAWN BY L. DIFUNTORUM
C	30DEC09					CHECKED BY J. MAHER
B	31AUG09					IN CHARGE J. MAHER
A	12AUG08					DATE 19MAY08
REV	DATE	BY	SUB	APP	DESCRIPTION	

EARTH TECH | AECOM

2101 Webster St., Suite 1000  
Oakland, CA 94612  
Phone: (510) 419-6000  
Fax: (510) 419-5355  
F-C-155

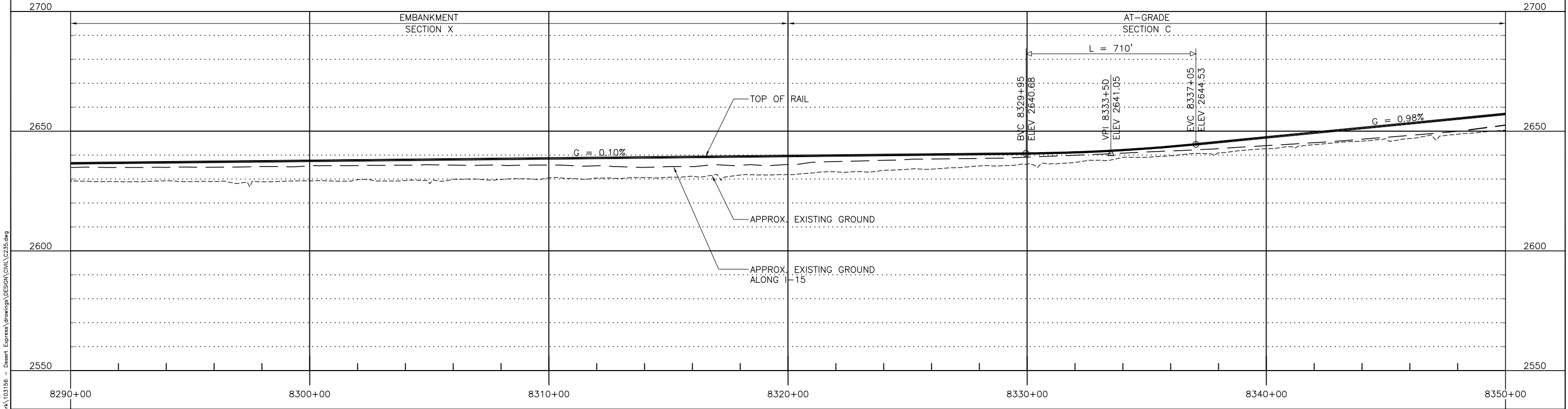
DESERTXPRESS  
PLAN AND PROFILE  
SEGMENT 5, ALTERNATIVE B  
STA. DX1 8230+00 TO DX1 8290+00  
SHEET 136

CADD FILENAME C235.dwg		
SIZE D	SCALE 1"=200'H; 1"=20'V	
CONTRACT NO.		
REV. D	SHEET NO. C236	PAGE NO.

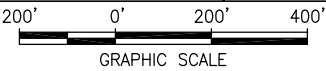


PLAN

NOTE:  
1. PROVIDE LOW CATENARY SYSTEM (25' HIGH) BETWEEN  
STATION 8030+00 TO 8102+50 AND 8300+00 TO 8410+00.



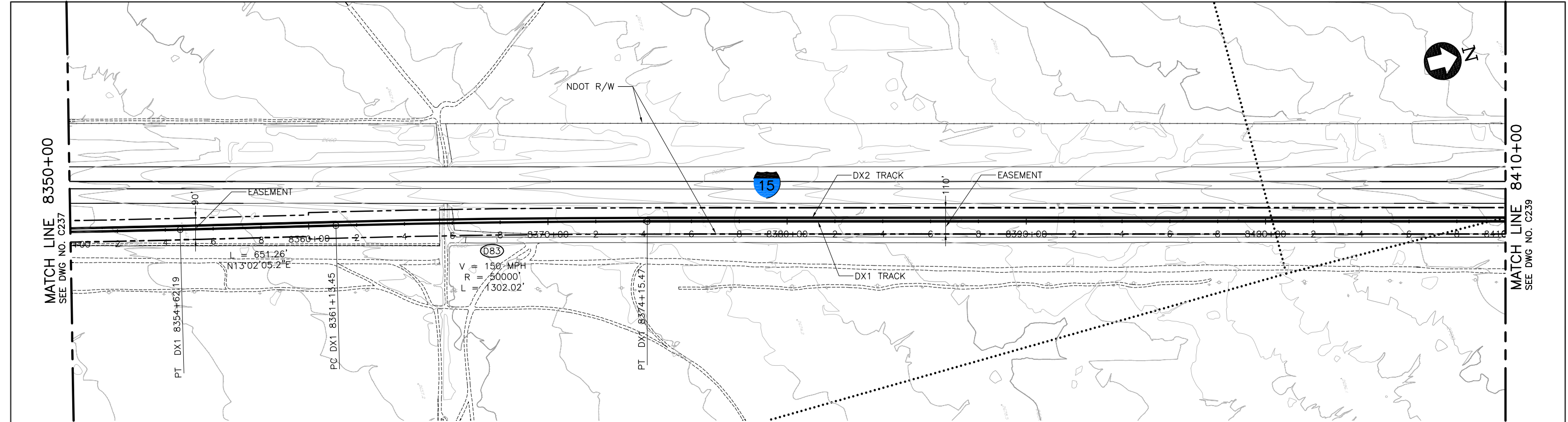
PROFILE



Mar 07, 2011 Luned	E	01MAR11				ISSUED FOR FINAL EIS PLAN SET	DESIGNED BY T. LUNA	<div><div>EARTH TECH</div><div>AECOM</div><div>2101 Webster St., Suite 1000 Oakland, CA 94612 Phone: (510) 419-6000 Fax: (510) 419-5355 F-C-156</div></div>			DESERTXpress	CADD FILENAME C235.dwg		
	D	25JUN10				ADDED LOW CATENARY NOTE	DRAWN BY L. DIFUNTORUM					SIZE D	SCALE 1"=200'H; 1"=20'V	
	C	30DEC09					CHECKED BY J. MAHER					CONTRACT NO.		
	B	31AUG09					IN CHARGE J. MAHER					REV. E	SHEET NO. C237	PAGE NO.
	A	12AUG08					DATE 19MAY08							
	REV	DATE	BY	SUB	APP	DESCRIPTION								

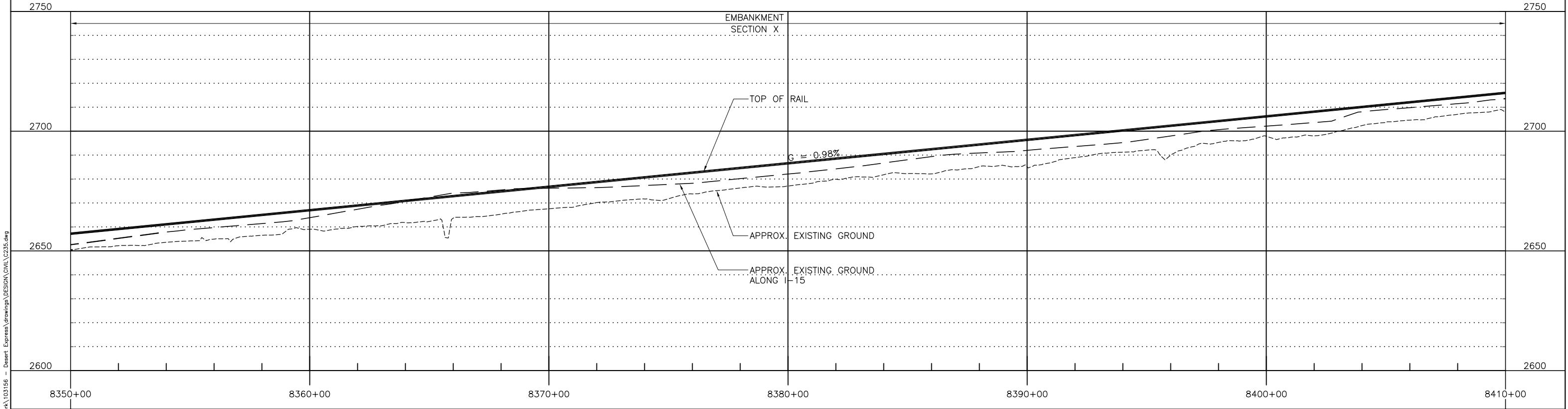
\\na01\proj\2011\03\08\Drawings\DESIGN\Civil\235.dwg  
10:08am L:\work\103156 - Desert Express\Drawings\DESIGN\Civil\235.dwg  
Mar 07, 2011





PLAN

NOTE:  
1. PROVIDE LOW CATENARY SYSTEM (25' HIGH) BETWEEN STATION 8030+00 TO 8102+50 AND 8300+00 TO 8410+00.



PROFILE

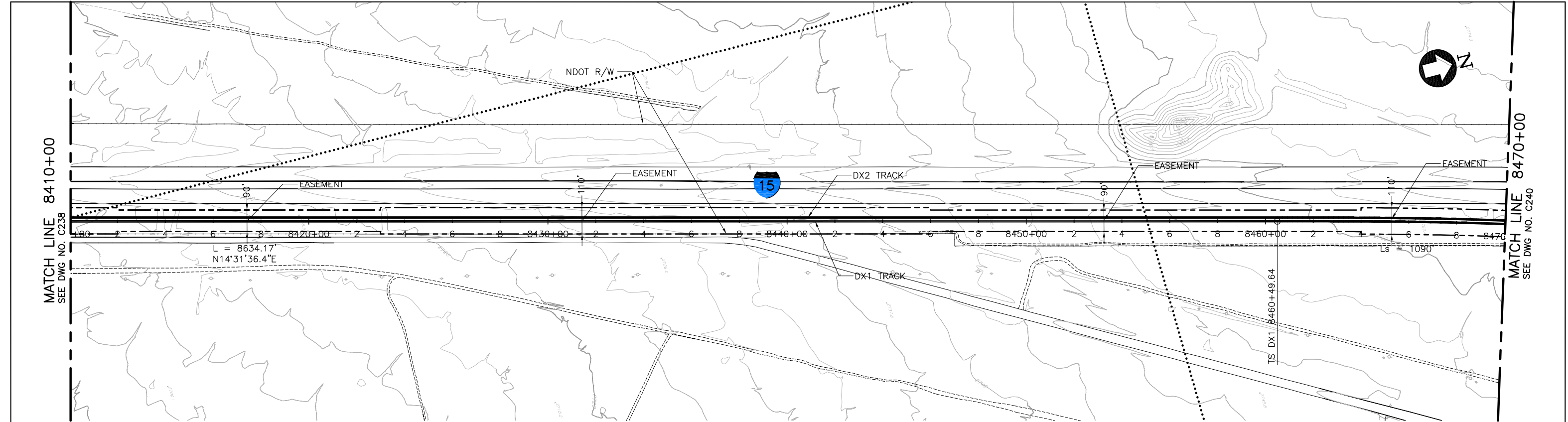
E	01MAR11				ISSUED FOR FINAL EIS PLAN SET	DESIGNED BY T. LUNA
D	25JUN10				ADDED LOW CATENARY NOTE	DRAWN BY L. DIFUNTORUM
C	30DEC09					CHECKED BY J. MAHER
B	31AUG09					IN CHARGE J. MAHER
A	12AUG08					DATE 19MAY08
REV	DATE	BY	SUB	APP	DESCRIPTION	

EARTH TECH | AECOM

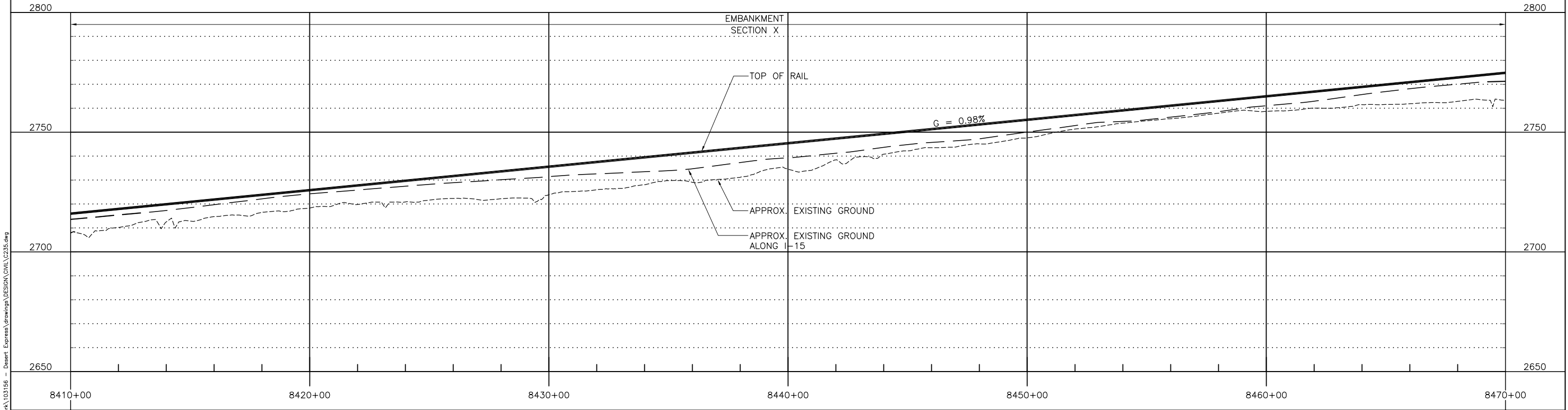
2101 Webster St., Suite 1000  
Oakland, CA 94612  
Phone: (510) 419-6000  
Fax: (510) 419-5355  
F-C-157

DESERTXPRESS  
PLAN AND PROFILE  
SEGMENT 5, ALTERNATIVE B  
STA. DX1 8350+00 TO DX1 8410+00  
SHEET 138

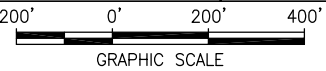
CADD FILENAME C235.dwg
SIZE SCALE D 1"=200'H; 1"=20'V
CONTRACT NO.
REV. E SHEET NO. C238 PAGE NO.



P L A N



P R O F I L E



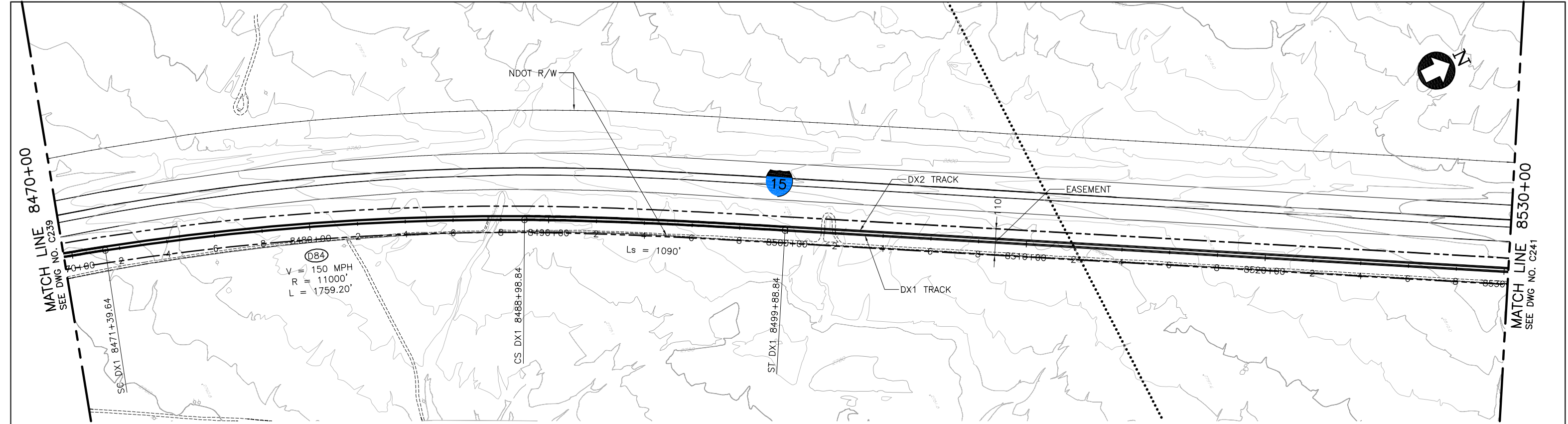
							DESIGNED BY T. LUNA
							DRAWN BY L. DIFUNTORUM
D	01MAR11					ISSUED FOR FINAL EIS PLAN SET	CHECKED BY J. MAHER
C	30DEC09						IN CHARGE J. MAHER
B	31AUG09						DATE 19MAY08
A	12AUG08						
REV	DATE	BY	SUB	APP		DESCRIPTION	

EARTH TECH | AECOM

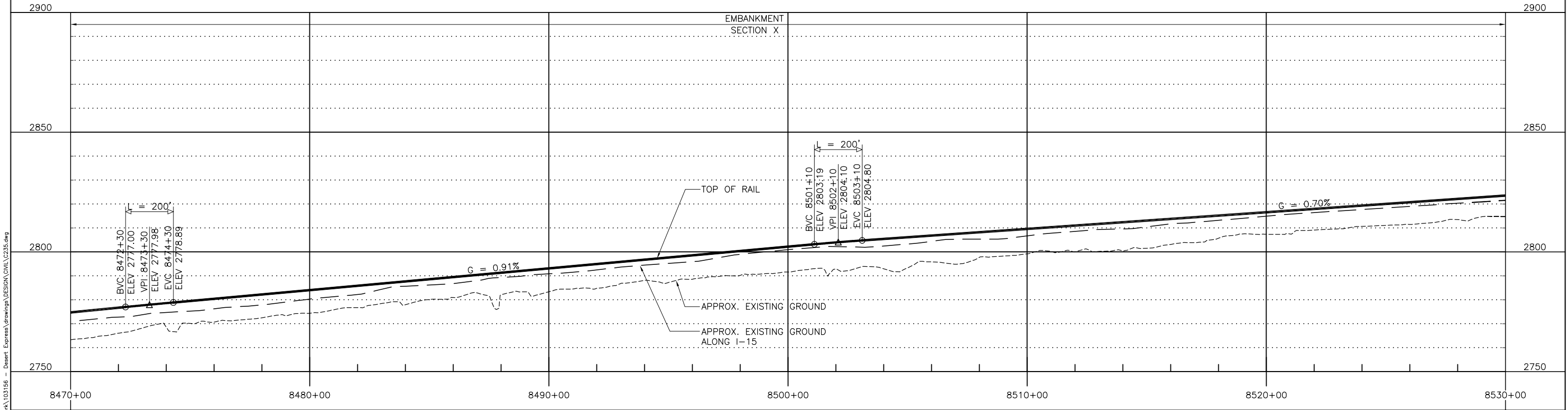
2101 Webster St., Suite 1000  
Oakland, CA 94612  
Phone: (510) 419-6000  
Fax: (510) 419-5355  
F-C-158

DESERTXPRESS  
PLAN AND PROFILE  
SEGMENT 5, ALTERNATIVE B  
STA. DX1 8410+00 TO DX1 8470+00  
SHEET 139

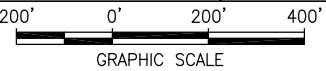
CADD FILENAME C235.dwg		
SIZE D	SCALE 1"=200'H; 1"=20'V	
CONTRACT NO.		
REV. D	SHEET NO. C239	PAGE NO.



PLAN



PROFILE



						DESIGNED BY T. LUNA
D	01MAR11					DRAWN BY L. DIFUNTORUM
C	30DEC09					CHECKED BY J. MAHER
B	31AUG09					IN CHARGE J. MAHER
A	12AUG08					DATE 19MAY08
REV	DATE	BY	SUB	APP	DESCRIPTION	

EARTH TECH | AECOM

2101 Webster St., Suite 1000  
Oakland, CA 94612  
Phone: (510) 419-6000  
Fax: (510) 419-5355  
F-C-159

DESERTXPRESS

PLAN AND PROFILE  
SEGMENT 5, ALTERNATIVE B  
STA. DX1 8470+00 TO DX1 8530+00  
SHEET 140

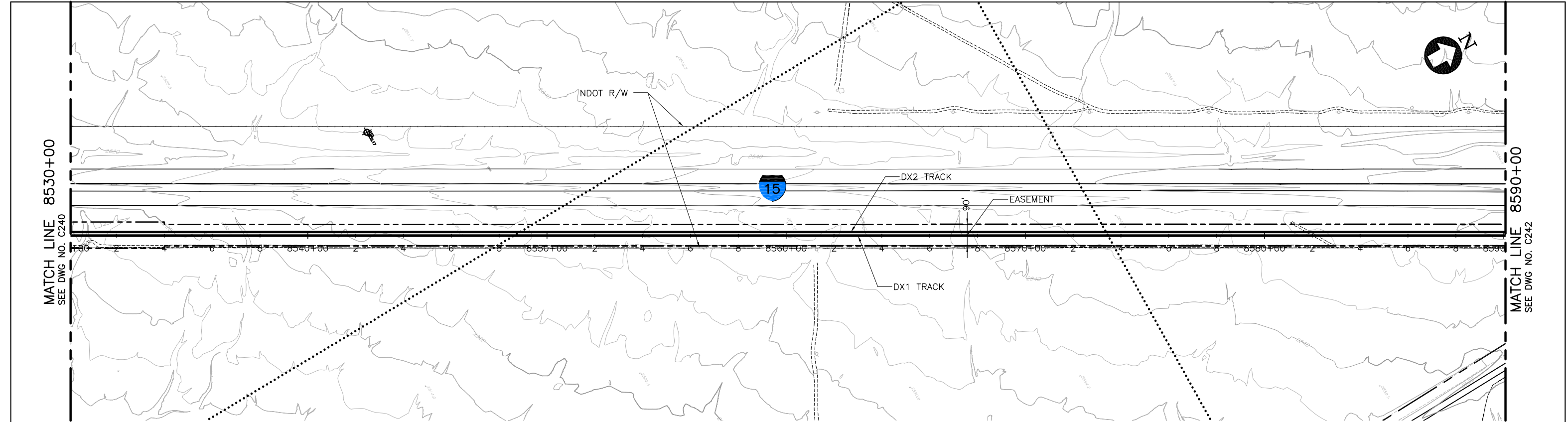
CADD FILENAME  
C235.dwg

SIZE SCALE  
D 1"=200'H; 1"=20'V

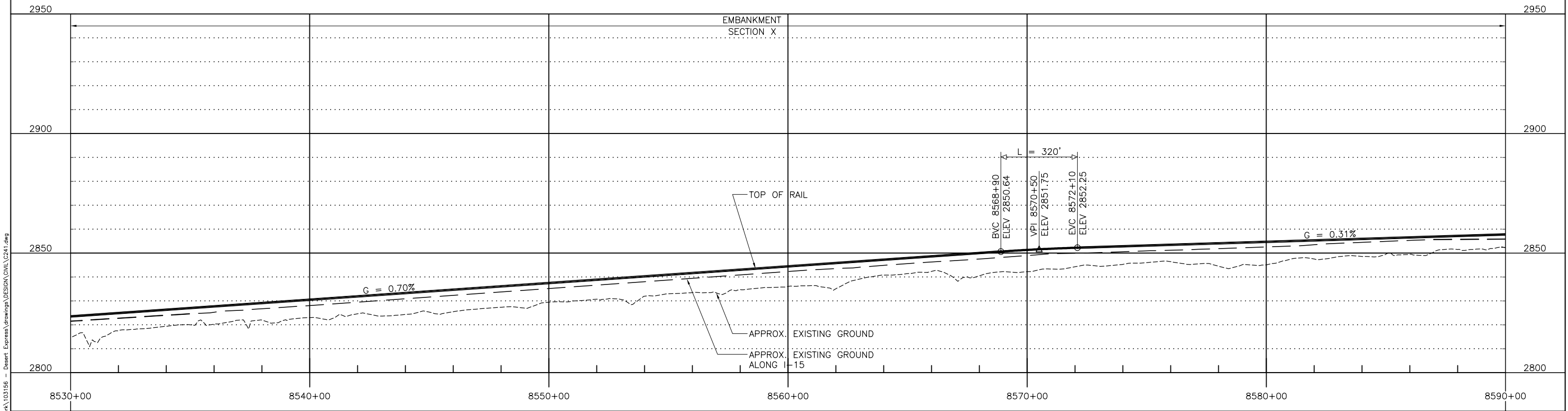
CONTRACT NO.

REV. D SHEET NO. C240 PAGE NO.

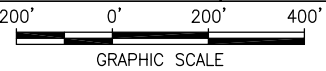




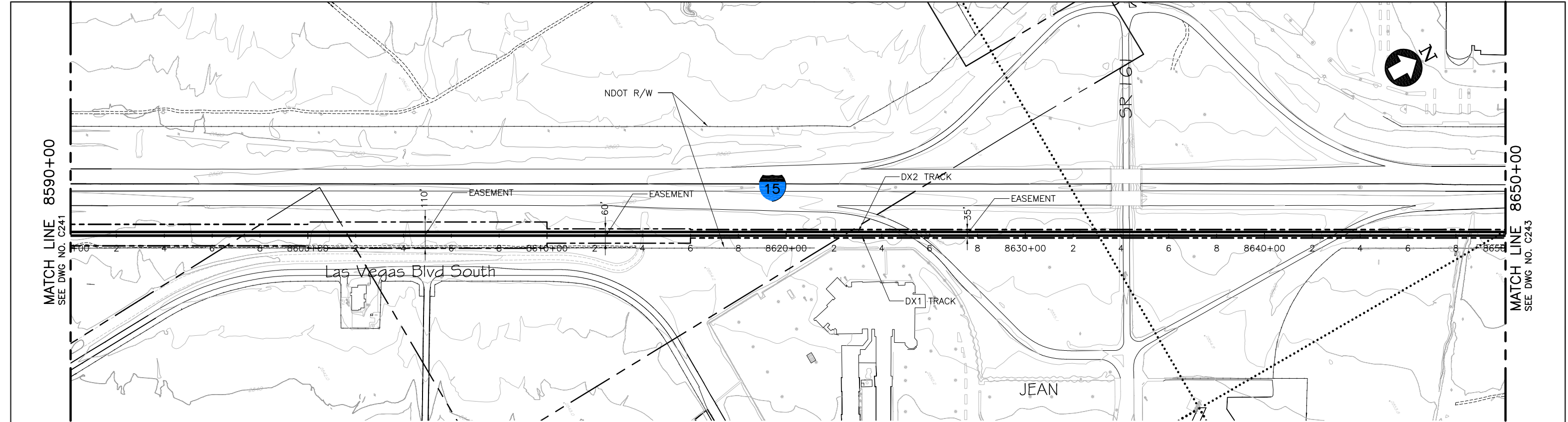
PLAN



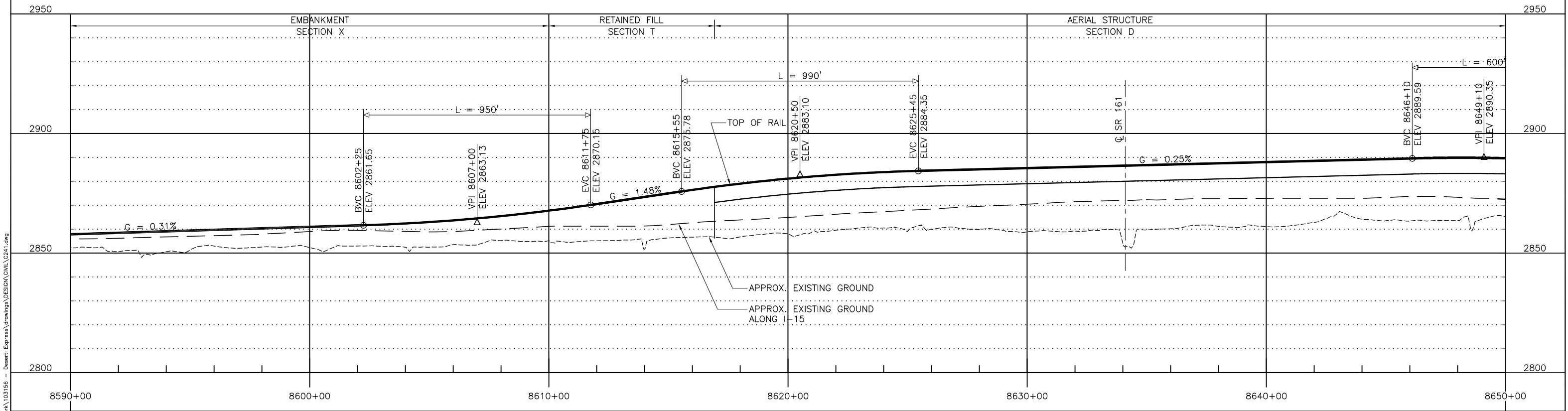
PROFILE



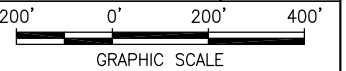
Mar 07, 2011 Luned						ISSUED FOR FINAL EIS PLAN SET	DESIGNED BY T. LUNA	<div><div>EARTH TECH</div><div>AECOM</div><div>2101 Webster St., Suite 1000 Oakland, CA 94612 Phone: (510) 419-6000 Fax: (510) 419-5355 F-C-160</div></div>			DESERTXpress	CADD FILENAME C241.dwg		
	D	01MAR11				DRAWN BY L. DIFUNTORUM	SIZE D					SCALE 1"=200'H; 1"=20'V	CONTRACT NO.	
	C	30DEC09				CHECKED BY J. MAHER	PLAN AND PROFILE SEGMENT 5, ALTERNATIVE B STA. DX1 8530+00 TO DX1 8590+00 SHEET 141							
	B	31AUG09				IN CHARGE J. MAHER								
	A	12AUG08				DATE 19MAY08	REV. D					SHEET NO. C241	PAGE NO.	
	REV	DATE	BY	SUB	APP	DESCRIPTION								



P L A N



P R O F I L E



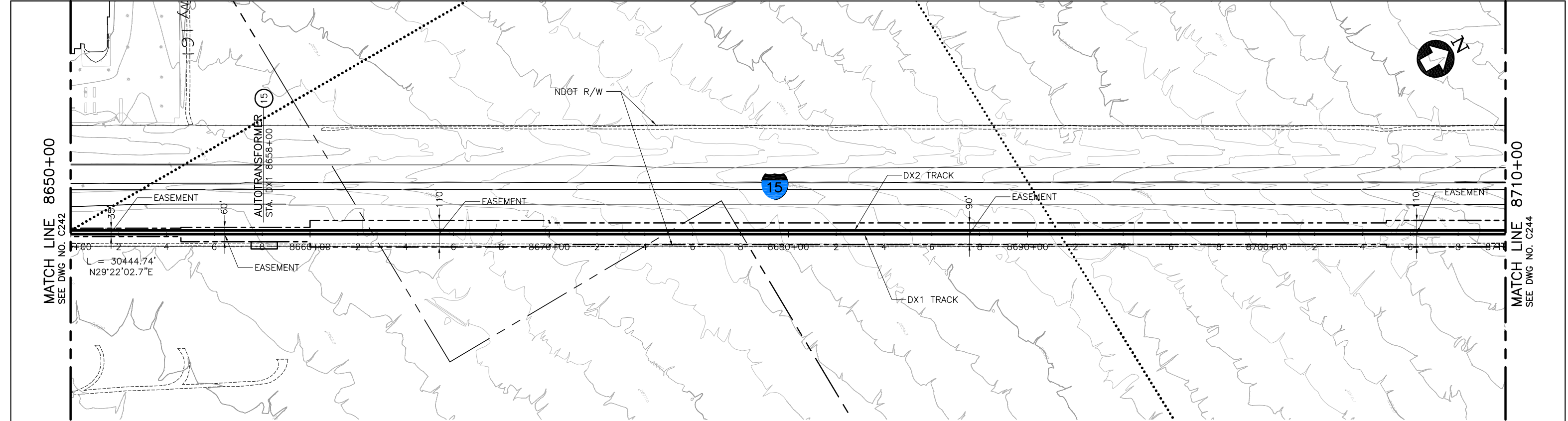
						DESIGNED BY T. LUNA
D	01MAR11					DRAWN BY L. DIFUNTORUM
C	30DEC09					CHECKED BY J. MAHER
B	31AUG09					IN CHARGE J. MAHER
A	12AUG08					DATE 19MAY08
REV	DATE	BY	SUB	APP	DESCRIPTION	

EARTH TECH | AECOM

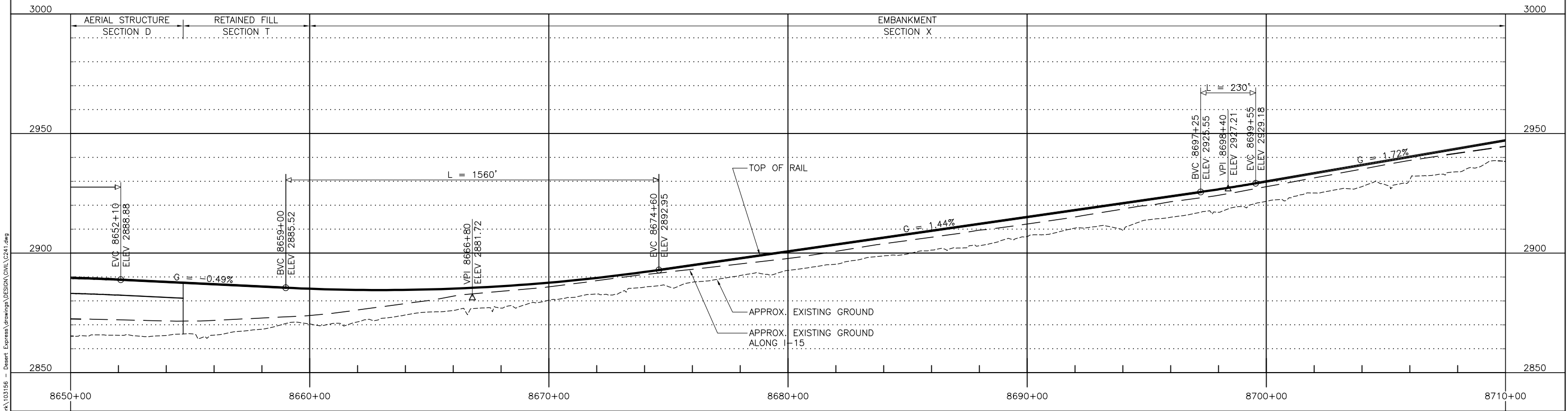
2101 Webster St., Suite 1000  
Oakland, CA 94612  
Phone: (510) 419-6000  
Fax: (510) 419-5355  
F-C-161

DESERTXPRESS  
PLAN AND PROFILE  
SEGMENT 5, ALTERNATIVE B  
STA. DX1 8590+00 TO DX1 8650+00  
SHEET 142

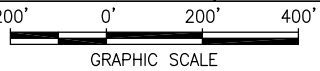
CADD FILENAME C241.dwg		
SIZE D	SCALE 1"=200'H; 1"=20'V	
CONTRACT NO.		
REV. D	SHEET NO. C242	PAGE NO.



PLAN



PROFILE



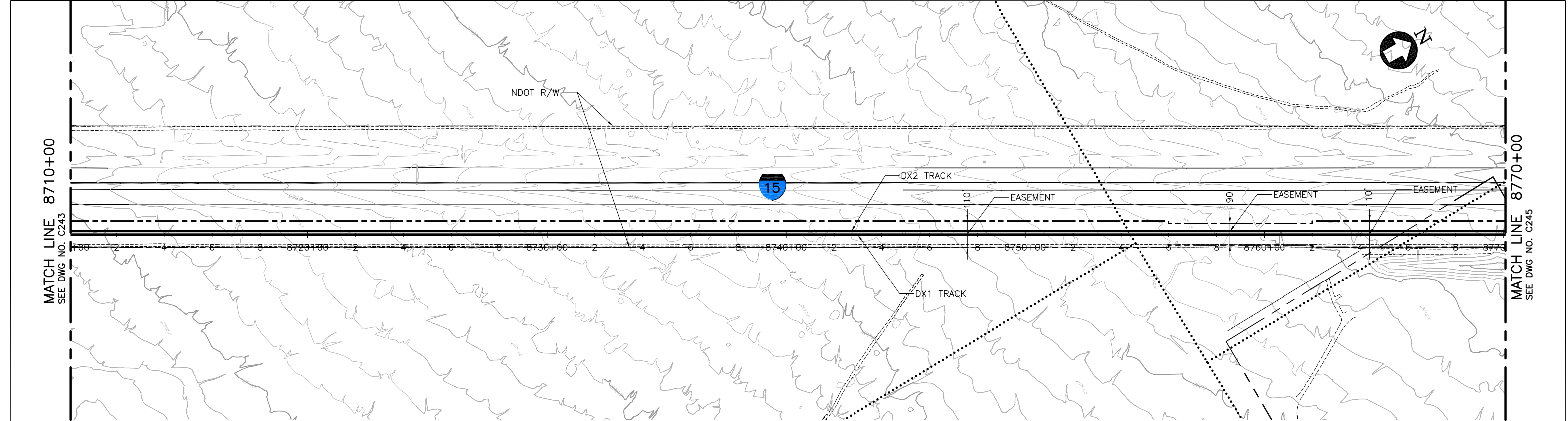
						DESIGNED BY T. LUNA
D	01MAR11					DRAWN BY L. DIFUNTORUM
C	30DEC09					CHECKED BY J. MAHER
B	31AUG09					IN CHARGE J. MAHER
A	12AUG08					DATE 19MAY08
REV	DATE	BY	SUB	APP	DESCRIPTION	

EARTH TECH | AECOM

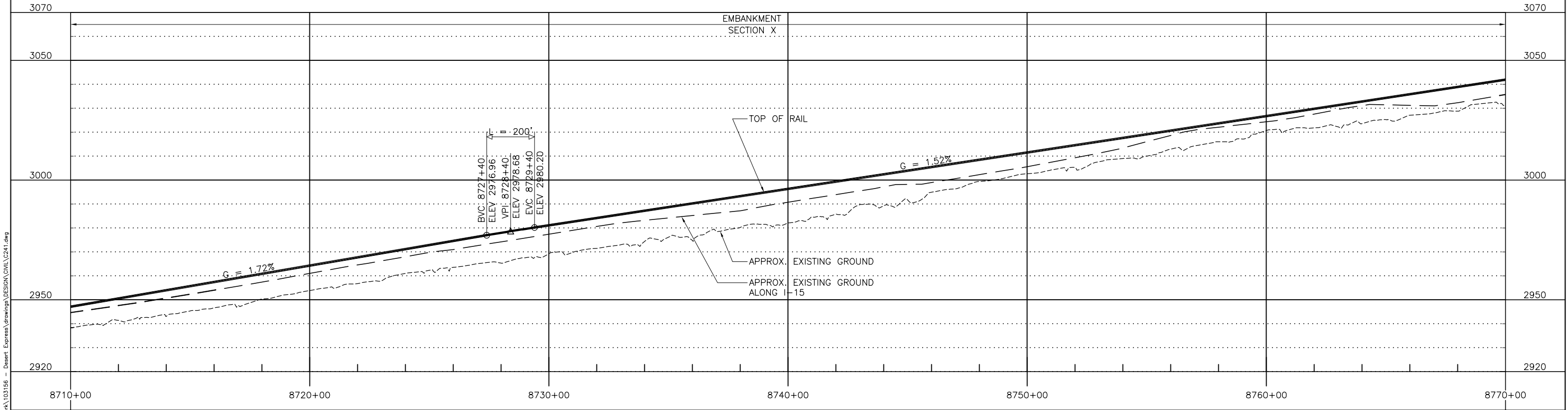
2101 Webster St., Suite 1000  
Oakland, CA 94612  
Phone: (510) 419-6000  
Fax: (510) 419-5355  
F-C-162

DESERTXPRESS			CADD FILENAME C241.dwg		
PLAN AND PROFILE			SIZE D	SCALE 1"=200'H; 1"=20'V	CONTRACT NO.
SEGMENT 5, ALTERNATIVE B			REV.	SHEET NO.	PAGE NO.
STA. DX1 8650+00 TO DX1 8710+00			D	C243	
SHEET 143					





P L A N



P R O F I L E

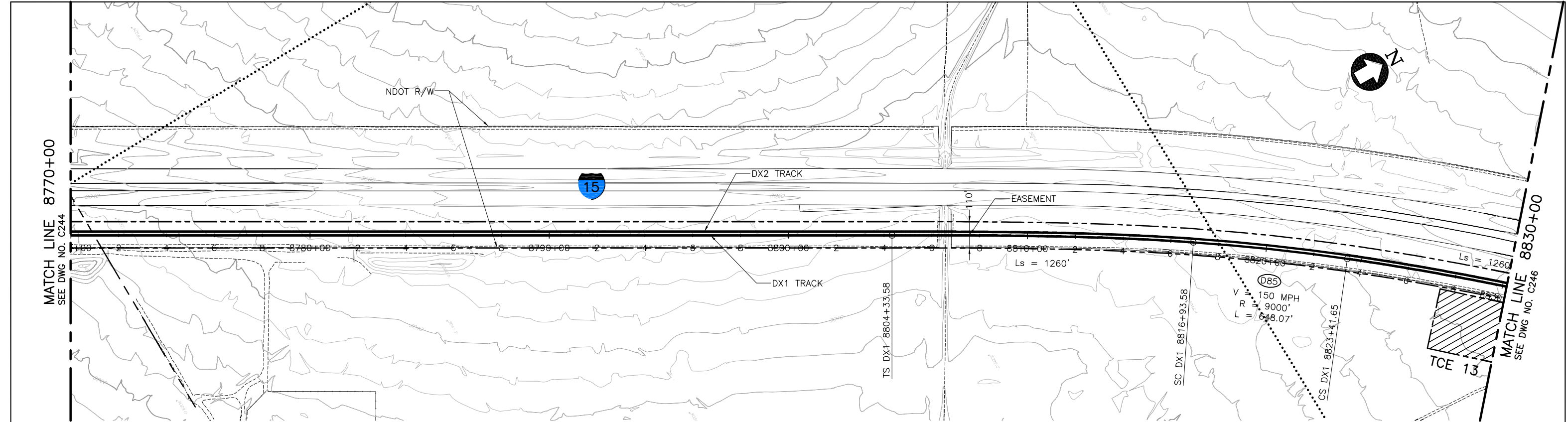
						DESIGNED BY T. LUNA
D	01MAR11				ISSUED FOR FINAL EIS PLAN SET	DRAWN BY L. DIFUNTORUM
C	30DEC09					CHECKED BY J. MAHER
B	31AUG09					IN CHARGE J. MAHER
A	12AUG08					DATE 19MAY08
REV	DATE	BY	SUB	APP	DESCRIPTION	

EARTH TECH | AECOM

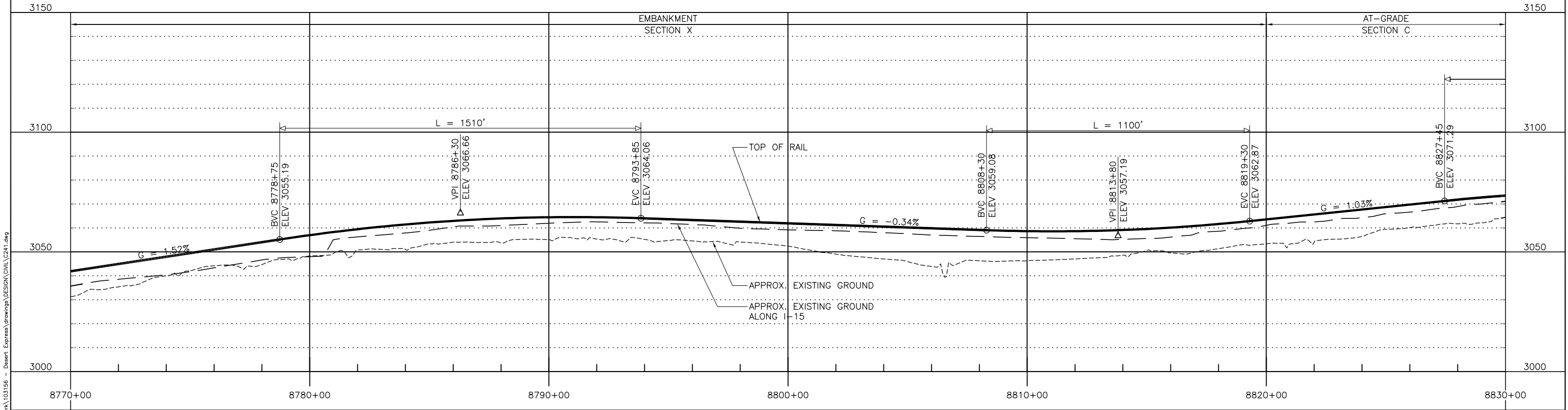
2101 Webster St., Suite 1000  
Oakland, CA 94612  
Phone: (510) 419-6000  
Fax: (510) 419-5355  
F-C-163

DESERTXPRESS  
PLAN AND PROFILE  
SEGMENT 5, ALTERNATIVE B  
STA. DX1 8710+00 TO DX1 8770+00  
SHEET 144

CADD FILENAME C241.dwg		
SIZE D	SCALE 1"=200'H; 1"=20'V	
CONTRACT NO.		
REV. D	SHEET NO. C244	PAGE NO.



PLAN



PROFILE

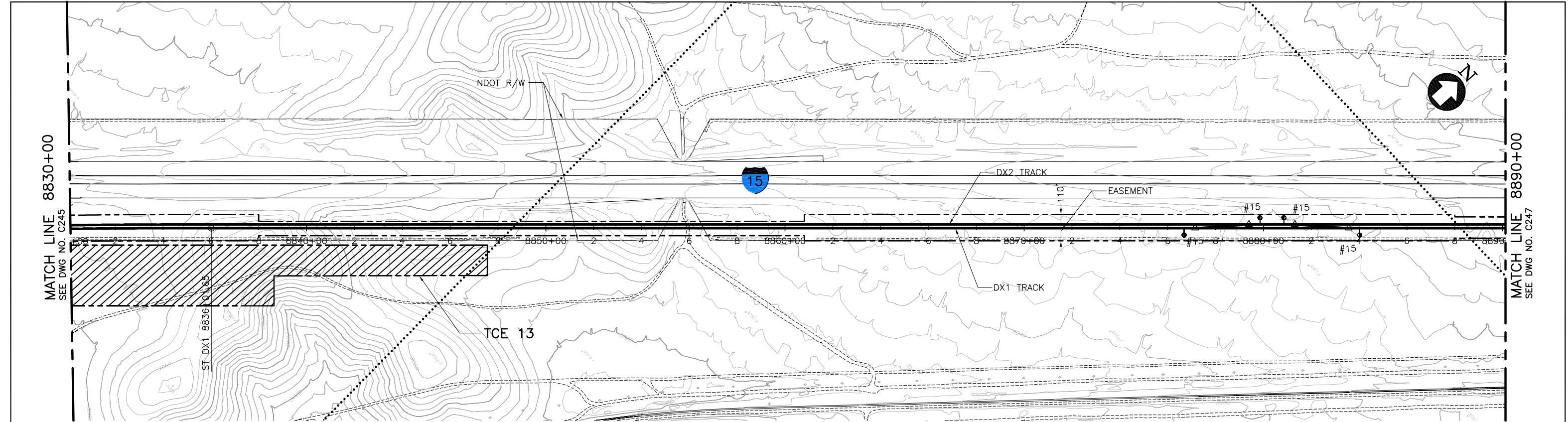
E	01MAR11				ISSUED FOR FINAL EIS PLAN SET	DESIGNED BY T. LUNA
D	25JUN10				DELETED SLOAN MSF	DRAWN BY L. DIFUNTORUM
C	30DEC09					CHECKED BY J. MAHER
B	31AUG09					IN CHARGE J. MAHER
A	12AUG08					DATE 19MAY08
REV	DATE	BY	SUB	APP	DESCRIPTION	

EARTH TECH | AECOM

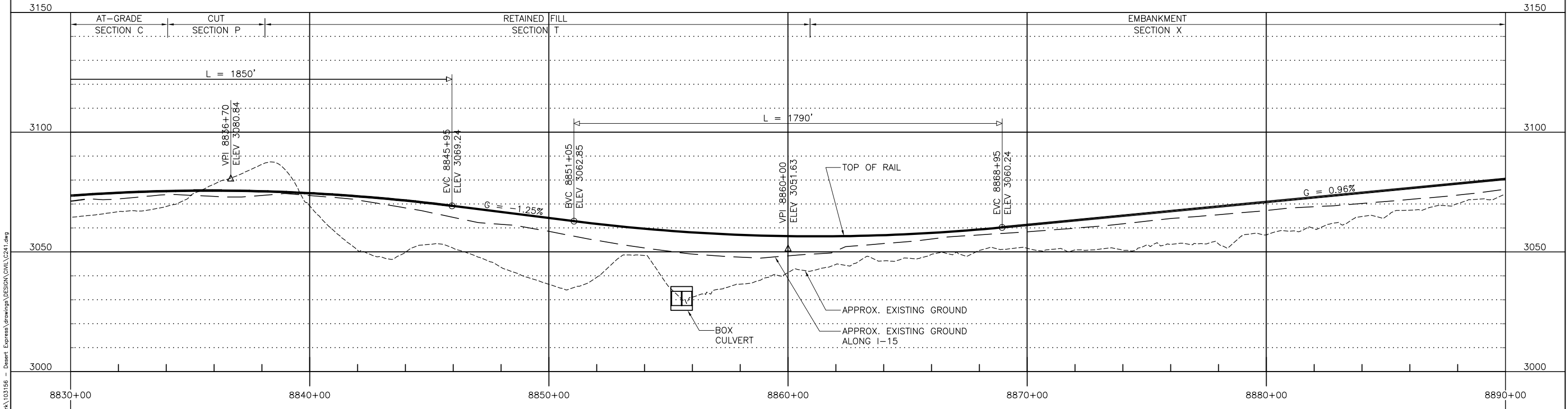
2101 Webster St., Suite 1000  
Oakland, CA 94612  
Phone: (510) 419-6000  
Fax: (510) 419-5355  
F-C-164

DESERTXPRESS  
PLAN AND PROFILE  
SEGMENT 5, ALTERNATIVE B  
STA. DX1 8770+00 TO DX1 8830+00  
SHEET 145

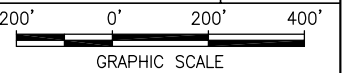
CADD FILENAME C241.dwg	SIZE D	SCALE 1"=200'H; 1"=20'V
CONTRACT NO.	REV. E	SHEET NO. C245
		PAGE NO.



PLAN



PROFILE



E	01MAR11				ISSUED FOR FINAL EIS PLAN SET	DESIGNED BY T. LUNA
D	25JUN10				DELETED SLOAN MSF	DRAWN BY L. DIFUNTORUM
C	30DEC09					CHECKED BY J. MAHER
B	31AUG09					IN CHARGE J. MAHER
A	12AUG08					DATE 19MAY08
REV	DATE	BY	SUB	APP	DESCRIPTION	

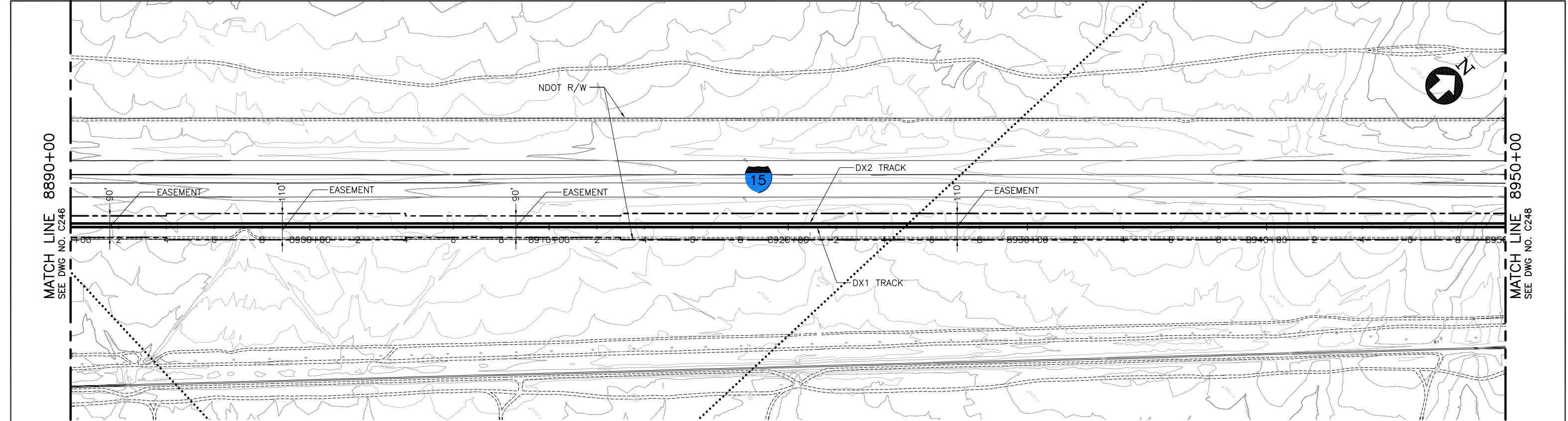
EARTH TECH | AECOM

2101 Webster St., Suite 1000  
Oakland, CA 94612  
Phone: (510) 419-6000  
Fax: (510) 419-5355  
F-C-165

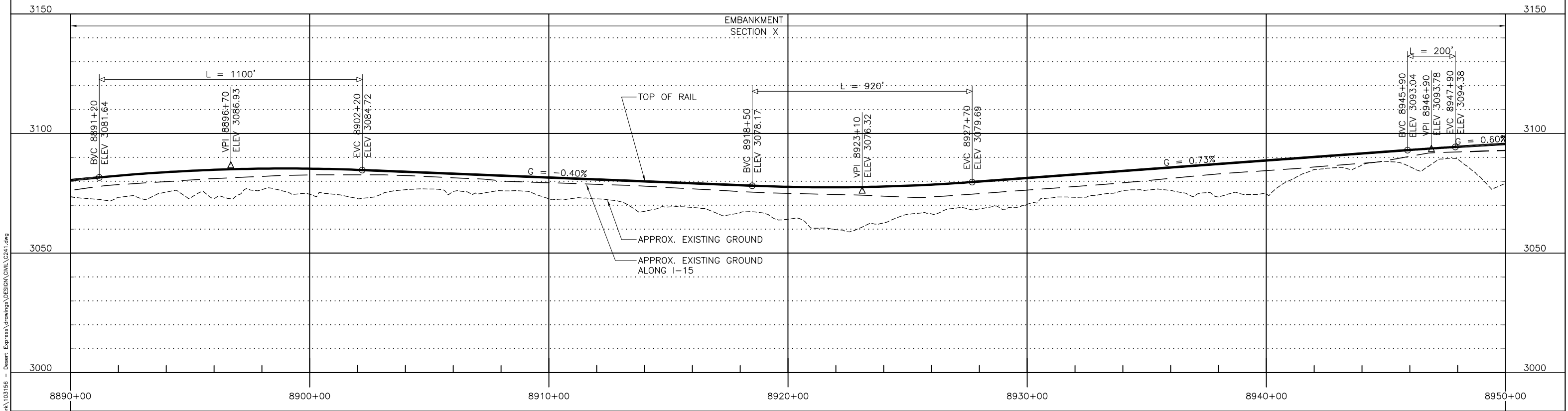
DESERTXPRESS  
PLAN AND PROFILE  
SEGMENT 5, ALTERNATIVE B  
STA. DX1 8830+00 TO DX1 8890+00  
SHEET 146

CADD FILENAME C241.dwg		
SIZE D	SCALE 1"=200'H; 1"=20'V	
CONTRACT NO.		
REV. E	SHEET NO. C246	PAGE NO.

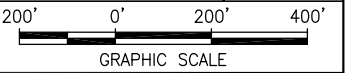




P L A N



P R O F I L E



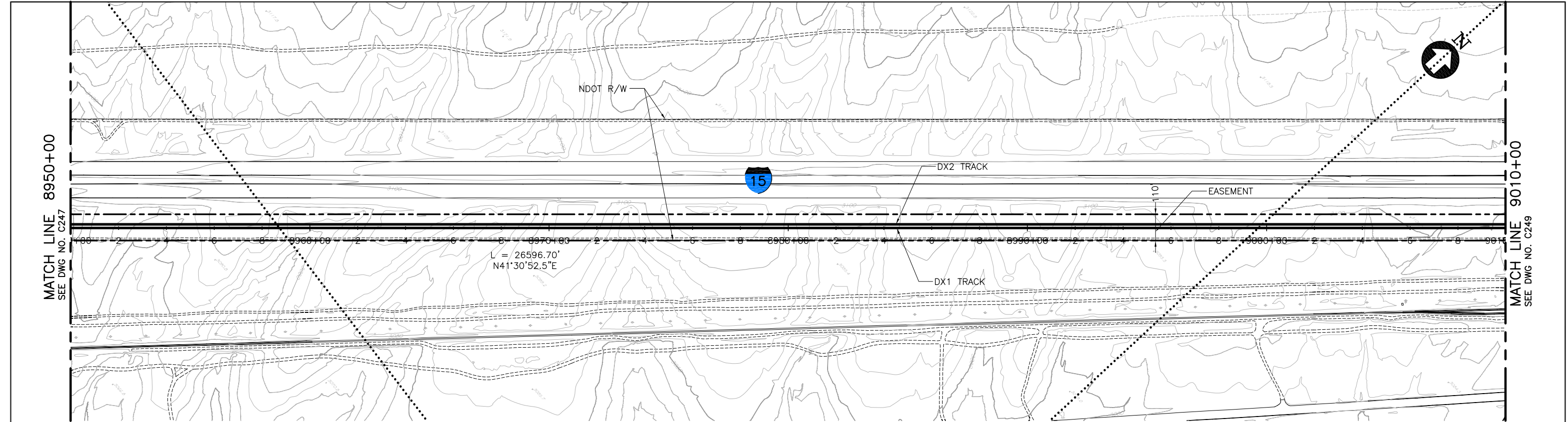
					DESIGNED BY T. LUNA
					DRAWN BY L. DIFUNTORUM
					CHECKED BY J. MAHER
					IN CHARGE J. MAHER
					DATE 19MAY08
REV	DATE	BY	SUB	APP	DESCRIPTION
D	01MAR11				
C	30DEC09				ISSUED FOR FINAL EIS PLAN SET
B	31AUG09				
A	12AUG08				

EARTH TECH | AECOM

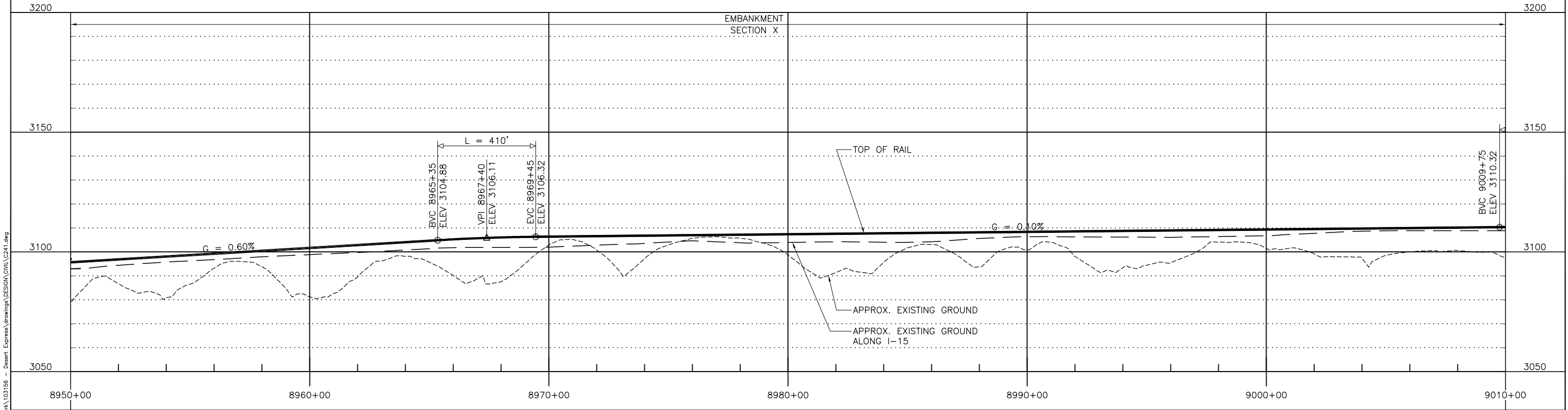
2101 Webster St., Suite 1000  
Oakland, CA 94612  
Phone: (510) 419-6000  
Fax: (510) 419-5355  
F-C-166

DESERTXPRESS  
PLAN AND PROFILE  
SEGMENT 5, ALTERNATIVE B  
STA. DX1 8890+00 TO DX1 8950+00  
SHEET 147

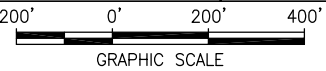
CADD FILENAME C241.dwg		
SIZE D	SCALE 1"=200'H; 1"=20'V	
CONTRACT NO.		
REV. D	SHEET NO. C247	PAGE NO.



PLAN



PROFILE



					DESIGNED BY T. LUNA
					DRAWN BY L. DIFUNTORUM
					CHECKED BY J. MAHER
					IN CHARGE J. MAHER
					DATE 19MAY08
REV	DATE	BY	SUB	APP	DESCRIPTION
D	01MAR11				ISSUED FOR FINAL EIS PLAN SET
C	30DEC09				
B	31AUG09				
A	12AUG08				

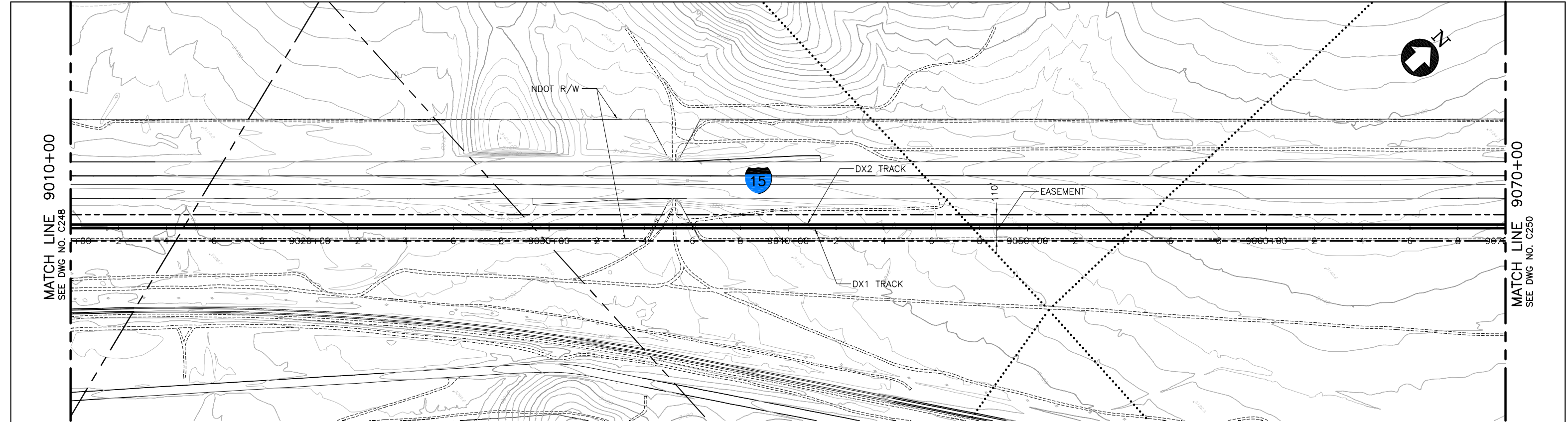
EARTH TECH | AECOM

2101 Webster St., Suite 1000  
Oakland, CA 94612  
Phone: (510) 419-6000  
Fax: (510) 419-5355  
F-C-167

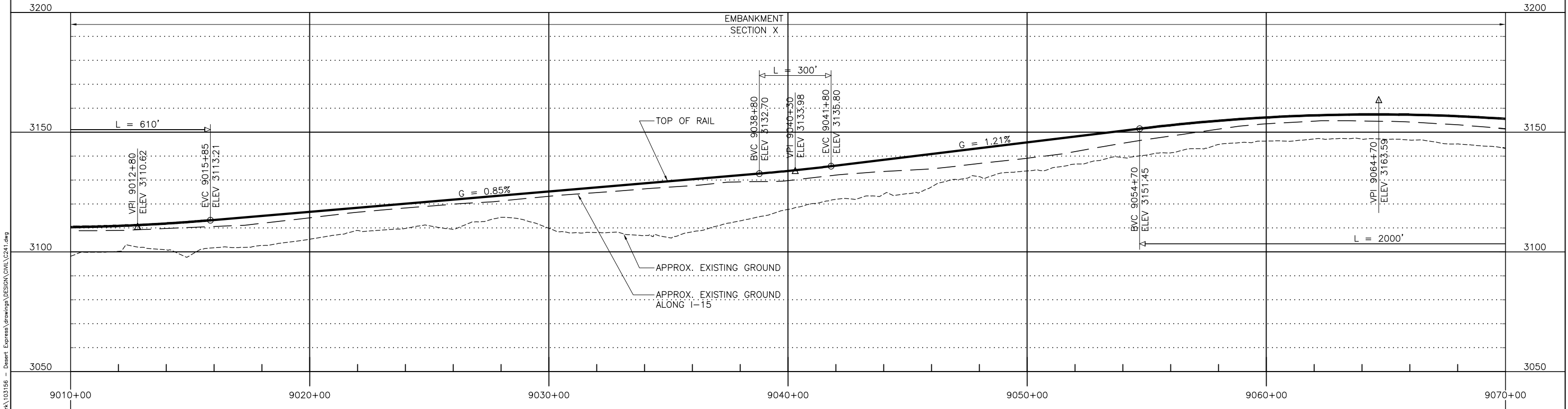
DESERTXPRESS

PLAN AND PROFILE  
SEGMENT 5, ALTERNATIVE B  
STA. DX1 8950+00 TO DX1 9010+00  
SHEET 148

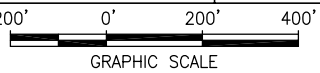
CADD FILENAME C241.dwg		
SIZE D	SCALE 1"=200'H; 1"=20'V	
CONTRACT NO.		
REV. D	SHEET NO. C248	PAGE NO.



PLAN



PROFILE



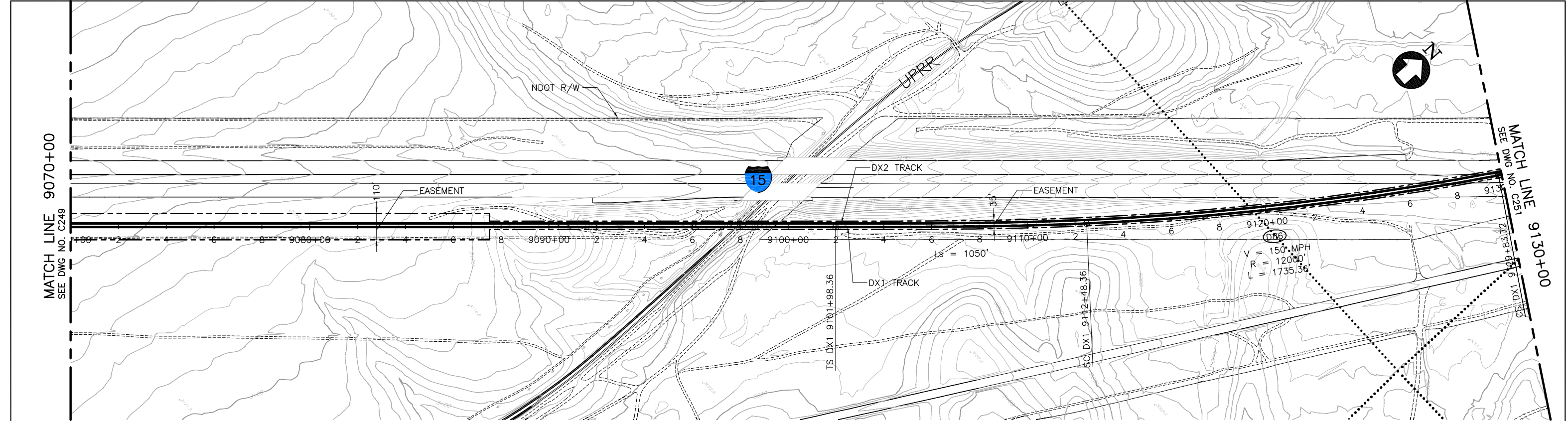
						DESIGNED BY T. LUNA
D	01MAR11					DRAWN BY L. DIFUNTORUM
C	30DEC09					CHECKED BY J. MAHER
B	31AUG09					IN CHARGE J. MAHER
A	12AUG08					DATE 19MAY08
REV	DATE	BY	SUB	APP	DESCRIPTION	

EARTH TECH | AECOM

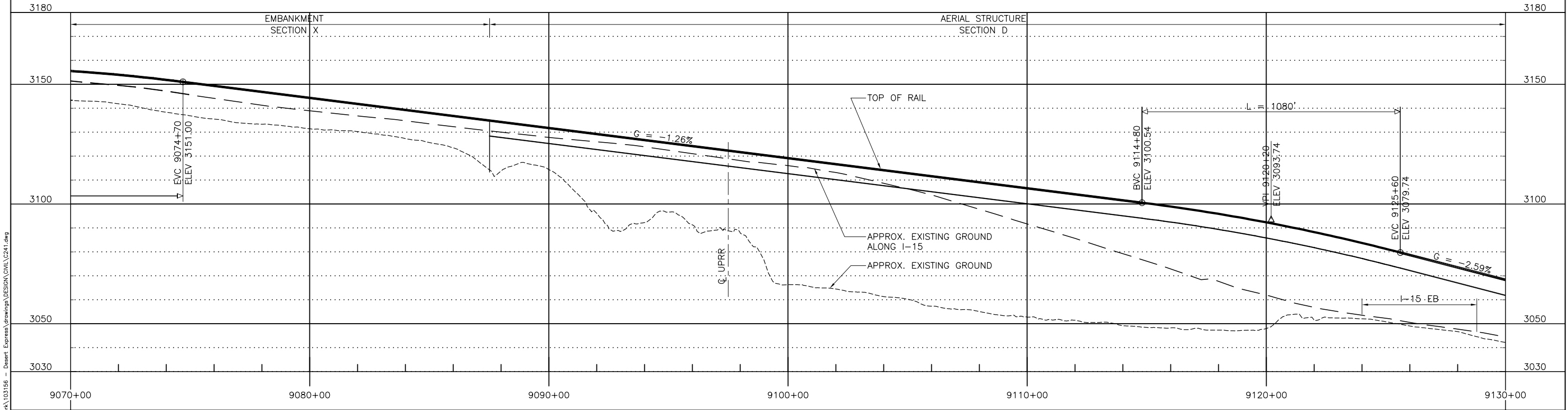
2101 Webster St., Suite 1000  
Oakland, CA 94612  
Phone: (510) 419-6000  
Fax: (510) 419-5355  
F-C-168

DESERTXPRESS			CADD FILENAME C241.dwg		
PLAN AND PROFILE			SIZE D	SCALE 1"=200'H; 1"=20'V	
SEGMENT 5, ALTERNATIVE B			CONTRACT NO.		
STA. DX1 9010+00 TO DX1 9070+00			REV. D	SHEET NO. C249	PAGE NO.
SHEET 149					





PLAN



PROFILE

						DESIGNED BY T. LUNA
D	01MAR11					DRAWN BY L. DIFUNTORUM
C	30DEC09					CHECKED BY J. MAHER
B	31AUG09					IN CHARGE J. MAHER
A	12AUG08					DATE 19MAY08
REV	DATE	BY	SUB	APP	DESCRIPTION	

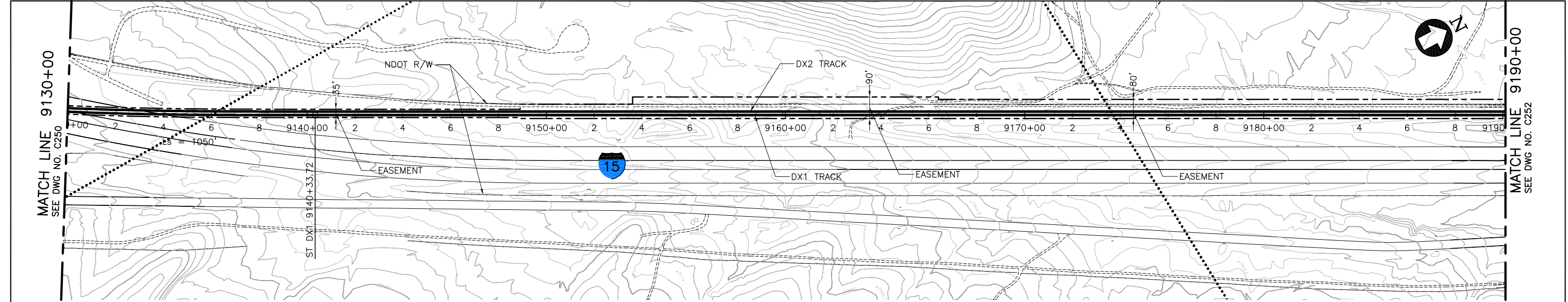
**EARTH TECH | AECOM**

2101 Webster St., Suite 1000  
Oakland, CA 94612  
Phone: (510) 419-6000  
Fax: (510) 419-5355  
F-C-169

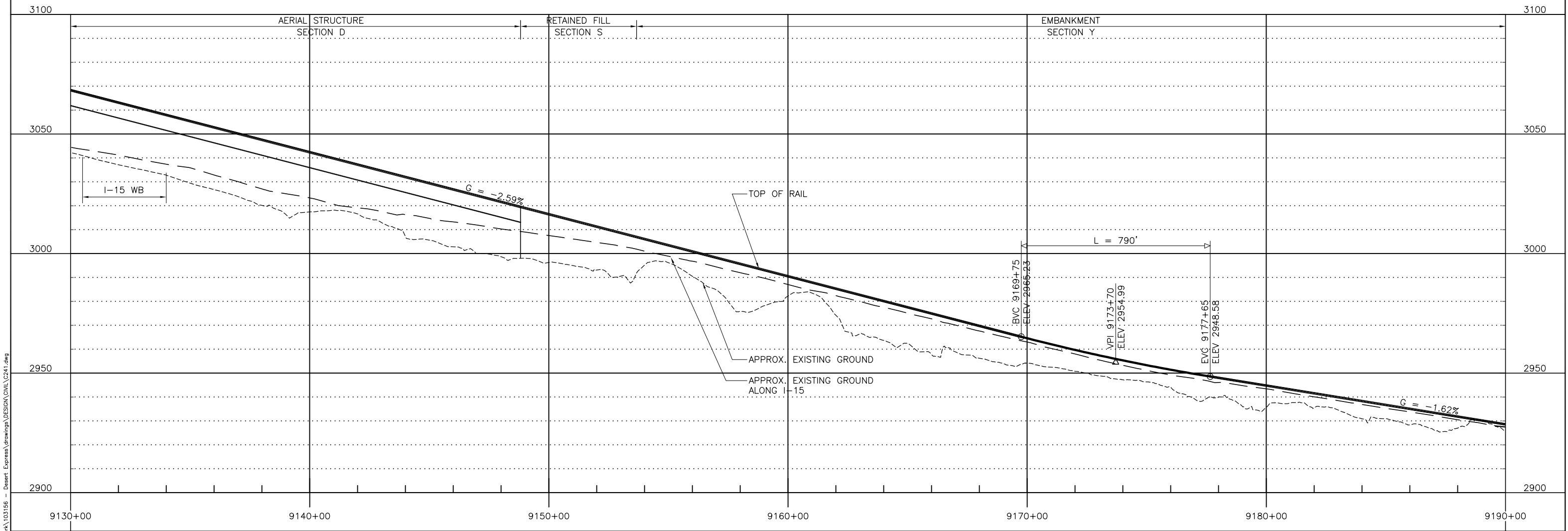
**DESERTXPRESS**

PLAN AND PROFILE  
SEGMENT 5, ALTERNATIVE B  
STA. DX1 9070+00 TO DX1 9130+00  
SHEET 150

CADD FILENAME C241.dwg		
SIZE D	SCALE 1"=200'H; 1"=20'V	
CONTRACT NO.		
REV. D	SHEET NO. C250	PAGE NO.



PLAN



PROFILE



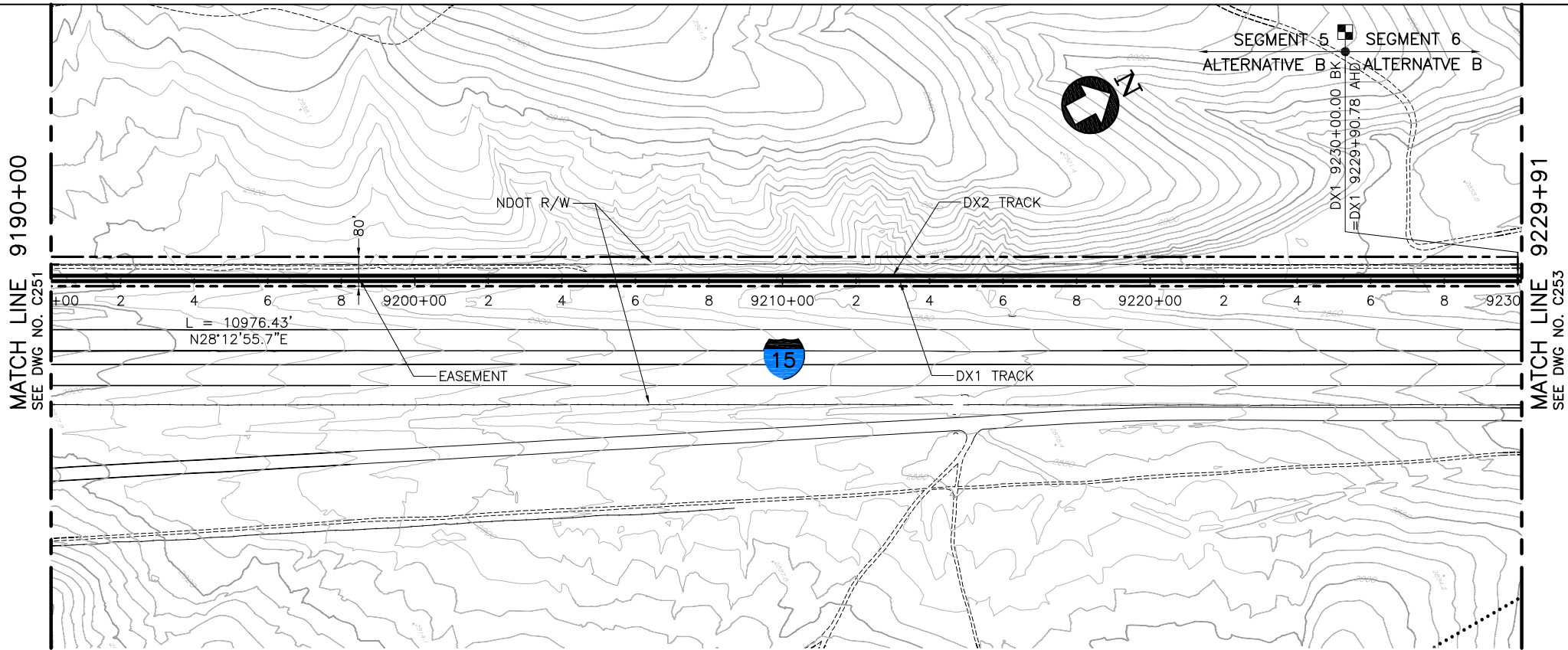
						DESIGNED BY T. LUNA
D	01MAR11				ISSUED FOR FINAL EIS PLAN SET	DRAWN BY L. DIFUNTORUM
C	30DEC09					CHECKED BY J. MAHER
B	31AUG09					IN CHARGE J. MAHER
A	12AUG08					DATE 19MAY08
REV	DATE	BY	SUB	APP	DESCRIPTION	

EARTH TECH | AECOM

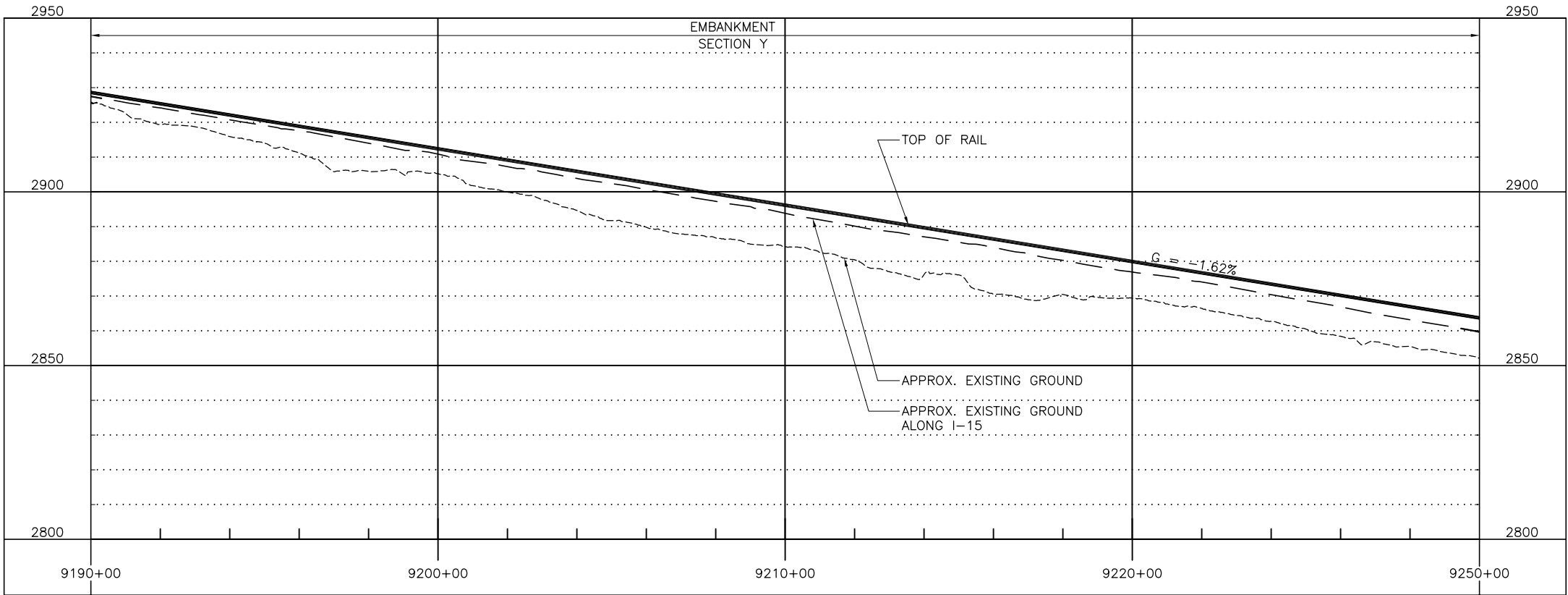
2101 Webster St., Suite 1000  
Oakland, CA 94612  
Phone: (510) 419-6000  
Fax: (510) 419-5355  
F-C-170

DESERTXPRESS  
PLAN AND PROFILE  
SEGMENT 5, ALTERNATIVE B  
STA. DX1 9130+00 TO DX1 9190+00  
SHEET 151

CADD FILENAME C241.dwg		
SIZE D	SCALE 1"=200'H; 1"=20'V	
CONTRACT NO.		
REV. D	SHEET NO. C251	PAGE NO.



PLAN



PROFILE



E	01MAR11				ISSUED FOR FINAL EIS PLAN SET	DESIGNED BY T. LUNA
D	28APR10					DRAWN BY L. DIFUNTORUM
C	30DEC09					CHECKED BY J. MAHER
B	31AUG09					IN CHARGE J. MAHER
A	12AUG08					DATE 19MAY08
REV	DATE	BY	SUB	APP	DESCRIPTION	

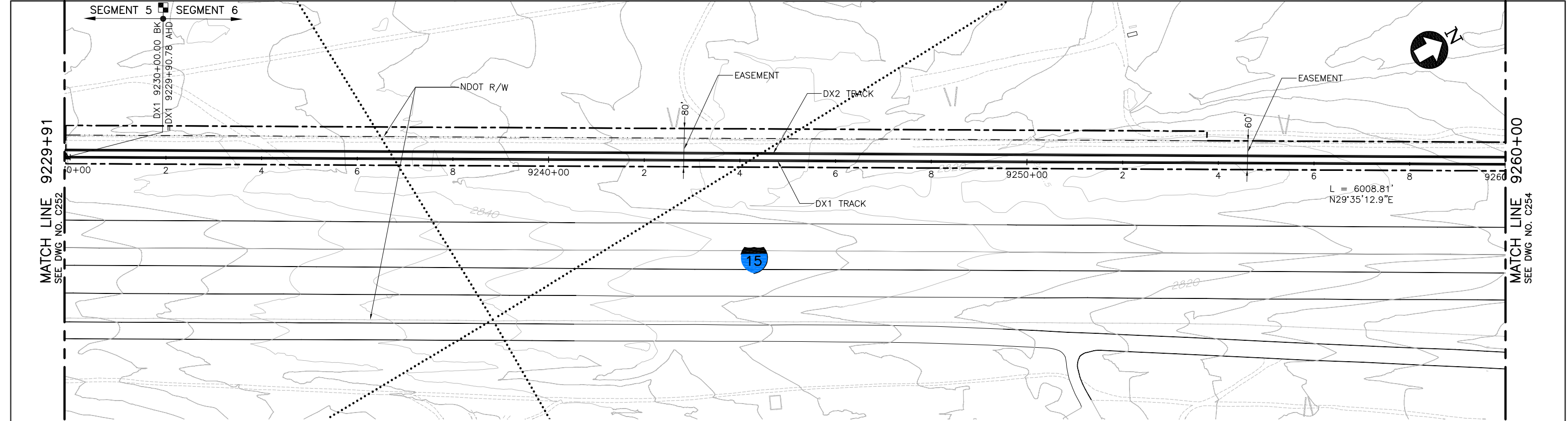
EARTH TECH | AECOM

2101 Webster St., Suite 1000  
Oakland, CA 94612  
Phone: (510) 419-6000  
Fax: (510) 419-5355  
F-C-171

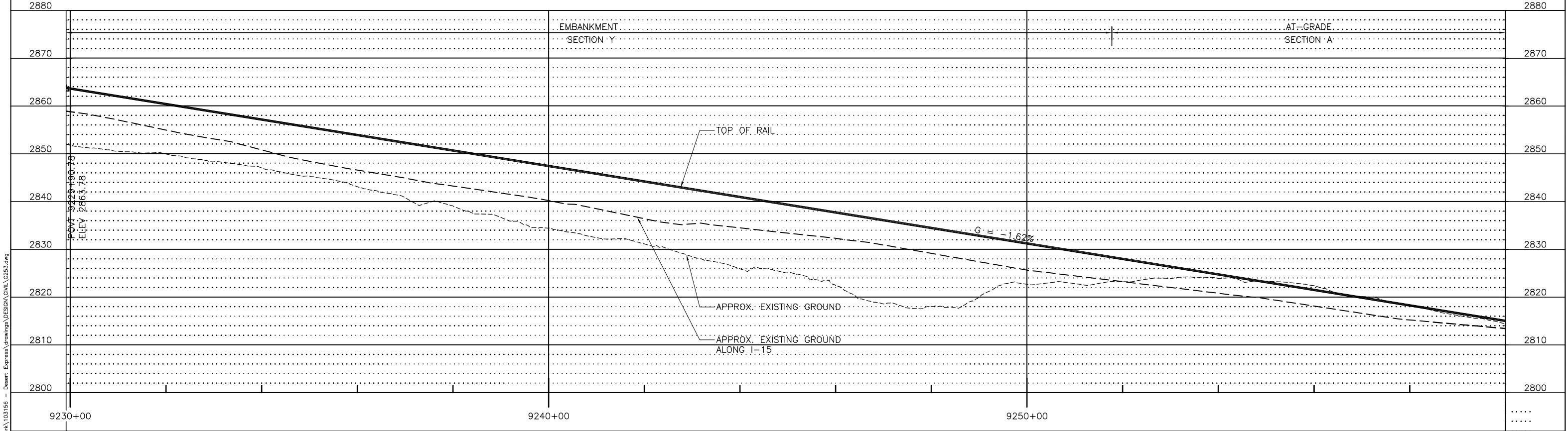
DESERTXPRESS  
PLAN AND PROFILE  
SEGMENT 5, ALTERNATIVE B  
STA. DX1 9190+00 TO DX1 9230+00  
SHEET 152

CADD FILENAME C241.dwg		
SIZE D	SCALE 1"=200'H; 1"=20'V	
CONTRACT NO.		
REV. E	SHEET NO. C252	PAGE NO.

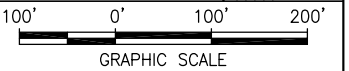




PLAN

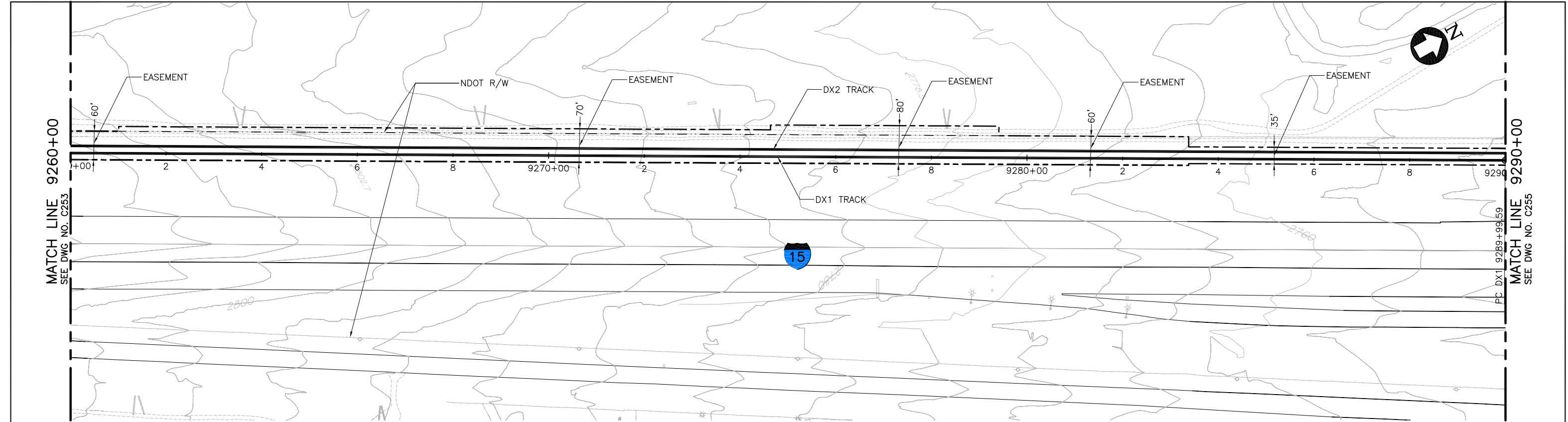


PROFILE

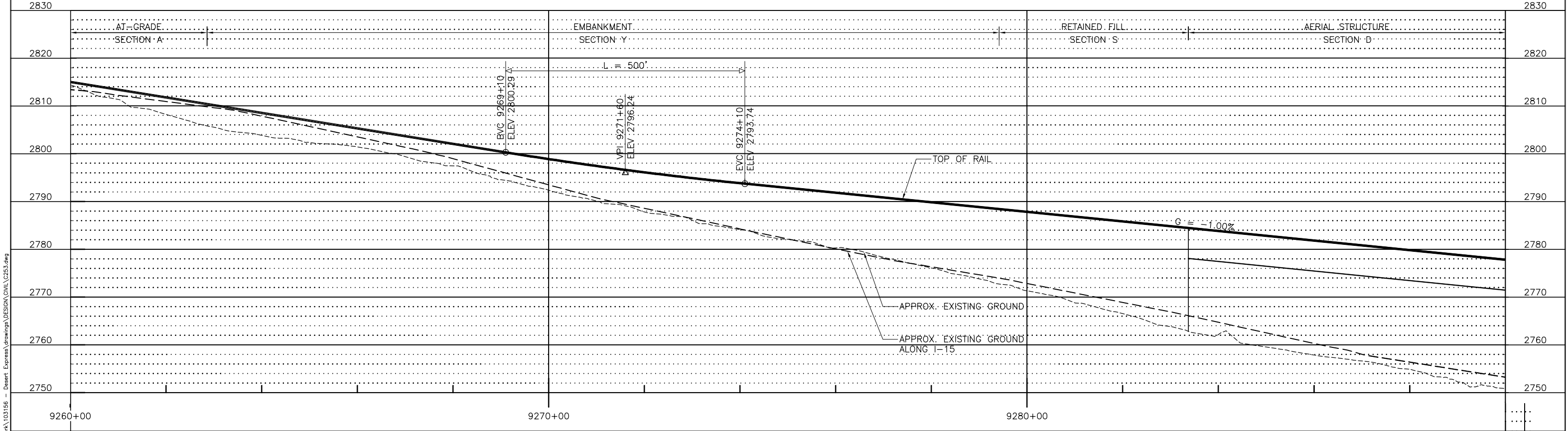


<div><div><div><div><div></div><div>E</div></div><div><div>01MAR11</div><div></div></div></div><div><div><div></div><div>D</div></div><div><div>28APR10</div><div></div></div></div><div><div><div></div><div>C</div></div><div><div>30DEC09</div><div></div></div></div><div><div><div></div><div>B</div></div><div><div>31AUG09</div><div></div></div></div><div><div><div></div><div>A</div></div><div><div>12AUG08</div><div></div></div></div></div><div><div>ISSUED FOR FINAL EIS PLAN SET</div></div></div> <div><div>DESIGNED BY T. LUNA</div><div>DRAWN BY T. LUNA</div><div>CHECKED BY J. MAHER</div><div>IN CHARGE J. MAHER</div><div>DATE 23DEC08</div></div>	<div><div><div></div><div>EARTH TECH</div></div><div><div></div><div>AECOM</div></div></div> <div><div>2101 Webster St., Suite 1000 Oakland, CA 94612 Phone: (510) 419-6000 Fax: (510) 419-5355</div><div>F-C-172</div></div>	<div><div>DESERTXPRESS</div><div>PLAN AND PROFILE</div><div>SEGMENT 6, ALTERNATIVE B</div><div>STA. DX1 9229+91 TO DX1 9260+00</div><div>SHEET 153</div></div>	<div><div>CADD FILENAME C253.dwg</div><div><div>SIZE D</div><div>SCALE 1"=100'H; 1"=10'V</div></div><div>CONTRACT NO.</div><div><div>REV. E</div><div>SHEET NO. C253</div><div>PAGE NO.</div></div></div>
---	---	--	---

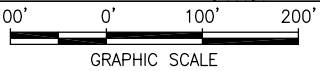
\\na01\proj\2011\03156 - Desert Express\Drawings\DESIGN\CIVIL\C253.dwg  
Jmrd Mar 07, 2011 10:16am L:\work\103156 - Desert Express\Drawings\DESIGN\CIVIL\C253.dwg



PLAN

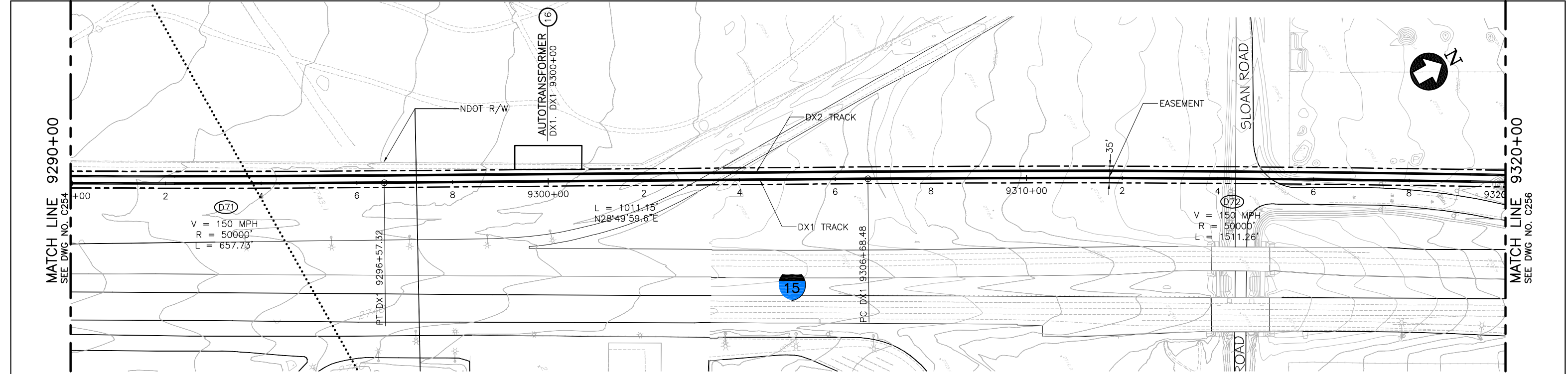


PROFILE

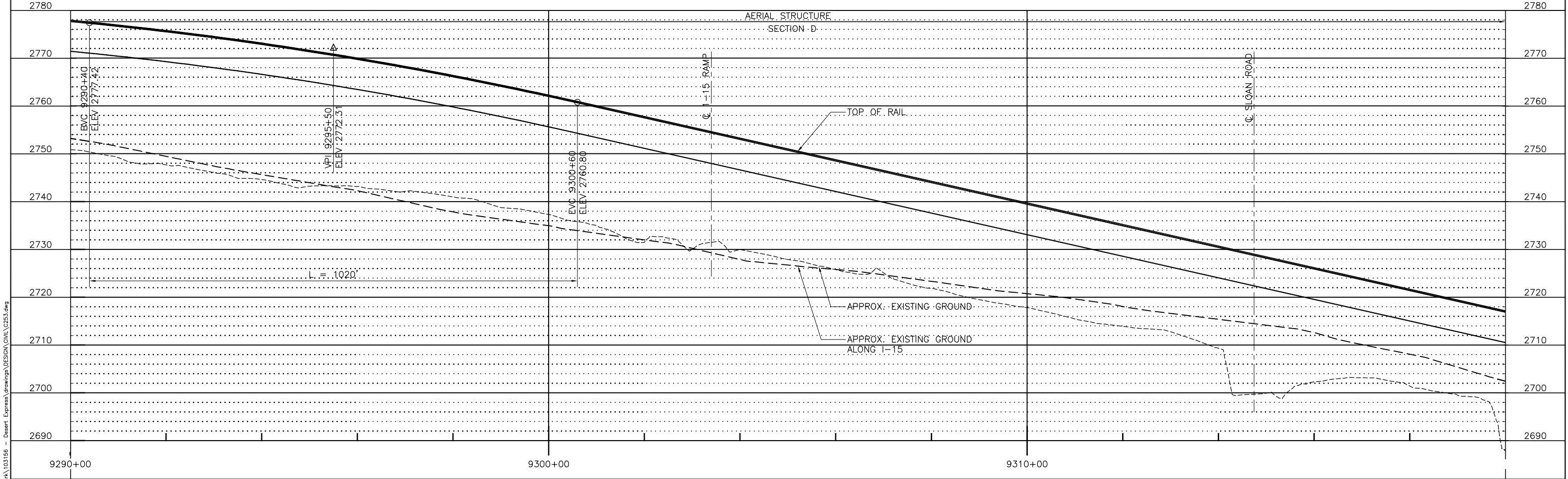


<div><div><div><div><div>E</div><div>01MAR11</div></div><div><div>D</div><div>28APR10</div></div><div><div>C</div><div>30DEC09</div></div><div><div>B</div><div>31AUG09</div></div><div><div>A</div><div>12AUG08</div></div></div><div><div>BY</div><div>SUB</div><div>APP</div><div></div><div></div></div><div><div>DESCRIPTION</div><div></div><div></div><div></div><div></div></div></div></div>					<div>DESIGNED BY T. LUNA</div> <div>DRAWN BY T. LUNA</div> <div>CHECKED BY J. MAHER</div> <div>IN CHARGE J. MAHER</div> <div>DATE 23DEC08</div>		<div>EARTH TECH   AECOM</div> <div>2101 Webster St., Suite 1000 Oakland, CA 94612 Phone: (510) 419-6000 Fax: (510) 419-5355 F-C-173</div>			<div>DESERTXPRESS</div> <div>PLAN AND PROFILE</div> <div>SEGMENT 6, ALTERNATIVE B</div> <div>STA. DX1 9260+00 TO DX1 9290+00</div> <div>SHEET 154</div>		<div>CADD FILENAME C253.dwg</div> <div>SIZE   SCALE D   1"=100'H; 1"=10'V</div> <div>CONTRACT NO.</div> <div>REV.   SHEET NO.   PAGE NO. E   C254  </div>		
---	--	--	--	--	---	--	---	--	--	---	--	---	--	--

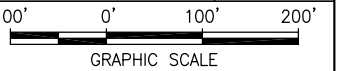
\\na01\proj\2011\03156 - Desert Express\Drawings\DESIGN\Civil\C253.dwg  
3/7/2011 10:16am L:\work\103156 - Desert Express\Drawings\DESIGN\Civil\C253.dwg



PLAN



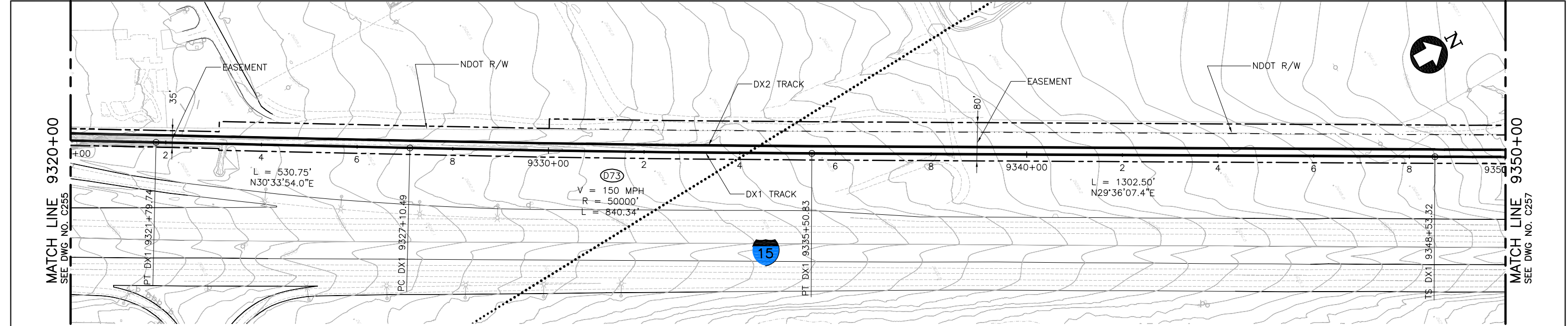
PROFILE



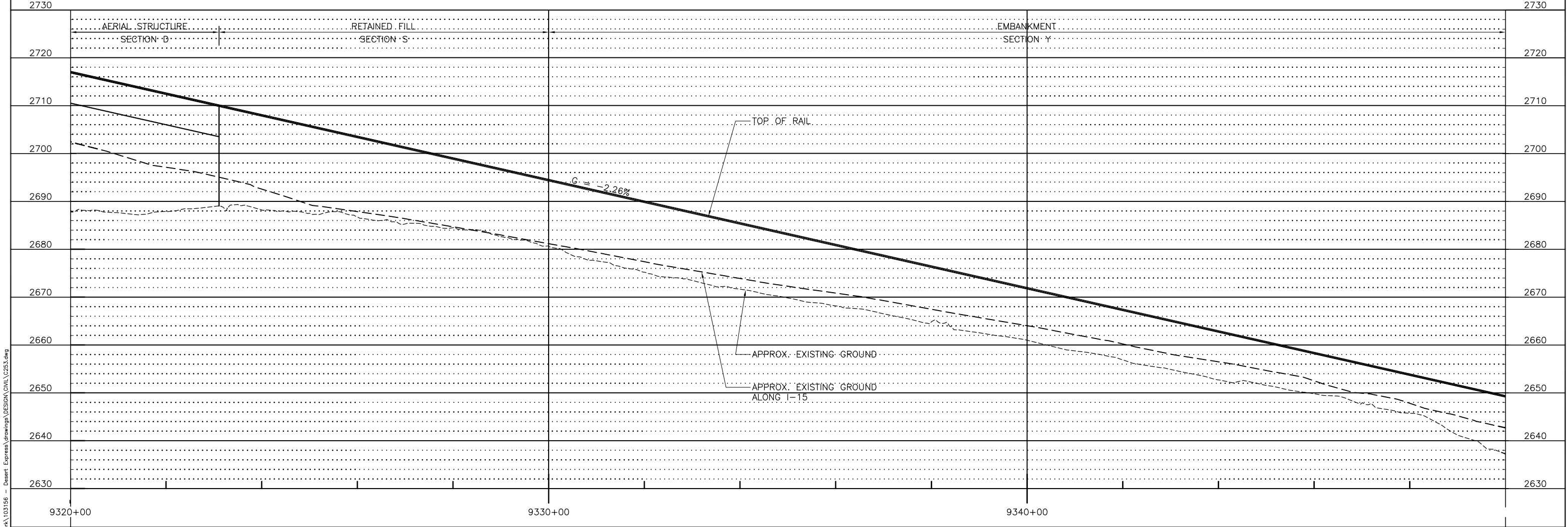
Mar 07, 2011						DESIGNED BY T. LUNA	EARTH TECH   AECOM	2101 Webster St., Suite 1000 Oakland, CA 94612 Phone: (510) 419-6000 Fax: (510) 419-5355 F-C-174		DESERTXpress	CADD FILENAME C253.dwg		
						DRAWN BY T. LUNA					SIZE D	SCALE 1"=100'H; 1"=10'V	CONTRACT NO.
	C	01MAR11				ISSUED FOR FINAL EIS PLAN SET					PLAN AND PROFILE		
	B	31AUG09									CHECKED BY J. MAHER	SEGMENT 6, ALTERNATIVE B	
June 1	A	12AUG08				IN CHARGE J. MAHER				STA. DX1 9290+00 TO DX1 9320+00	REV. C	SHEET NO. C255	PAGE NO.
	REV	DATE	BY	SUB	APP	DESCRIPTION	DATE 03JUL08			SHEET 155			

\\na01\proj\2011\03\156 - Desert Express\Drawings\DESIGN\Civil\253.dwg  
Jmrd Mar 07, 2011 10:16am L:\work\103156 - Desert Express\Drawings\DESIGN\Civil\253.dwg

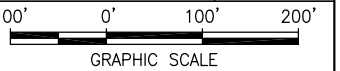




PLAN

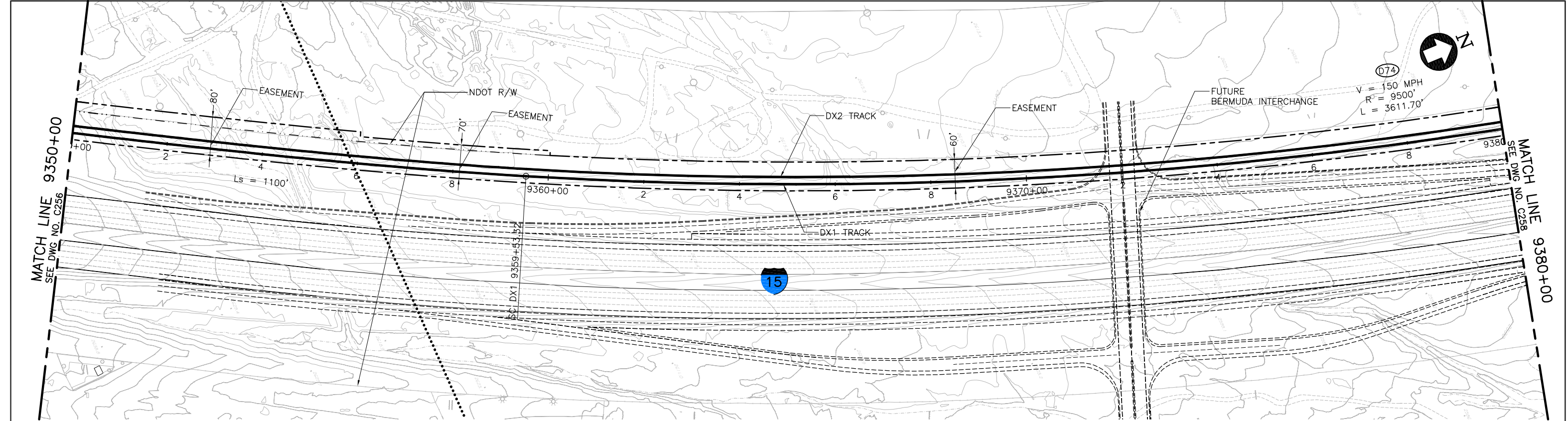


PROFILE

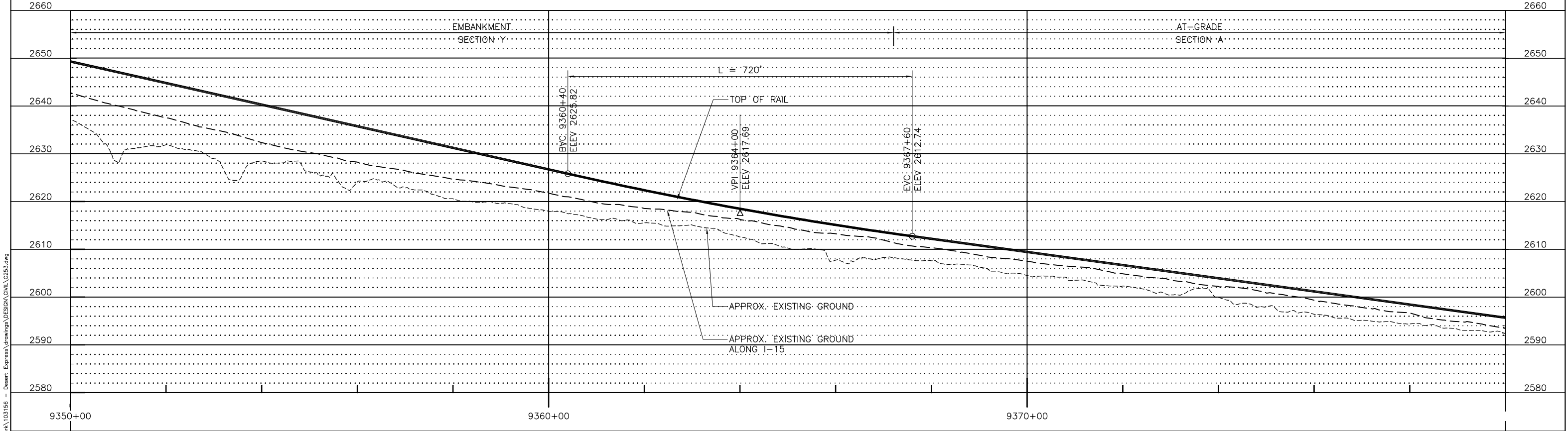


Mar 07, 2011 Lunch						DESIGNED BY T. LUNA	EARTH TECH   AECOM  2101 Webster St., Suite 1000 Oakland, CA 94612 Phone: (510) 419-6000 Fax: (510) 419-5355 F-C-175			DESERTXpress	CADD FILENAME C253.dwg			
	D	01MAR11				ISSUED FOR FINAL EIS PLAN SET					DRAWN BY T. LUNA	SIZE D	SCALE 1"=100'H; 1"=10'V	CONTRACT NO.
	C	30DEC09									CHECKED BY J. MAHER			
	B	31AUG09									IN CHARGE J. MAHER			
	A	12AUG08									DATE 03JUL08			
	REV	DATE	BY	SUB	APP	DESCRIPTION					REV. D	SHEET NO. C256	PAGE NO.	

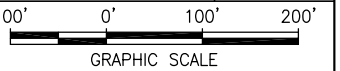
\\na01\proj\2011\03\156 - Desert Express\Drawings\DESIGN\Civil\C253.dwg  
Jma01 Mar 07, 2011 10:17am L:\work\103156 - Desert Express\Drawings\DESIGN\Civil\C253.dwg



PLAN



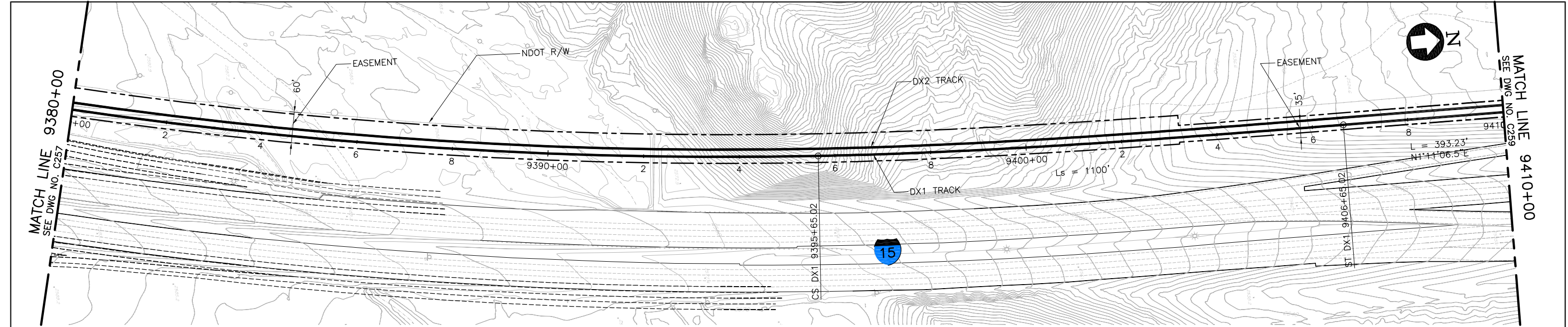
PROFILE



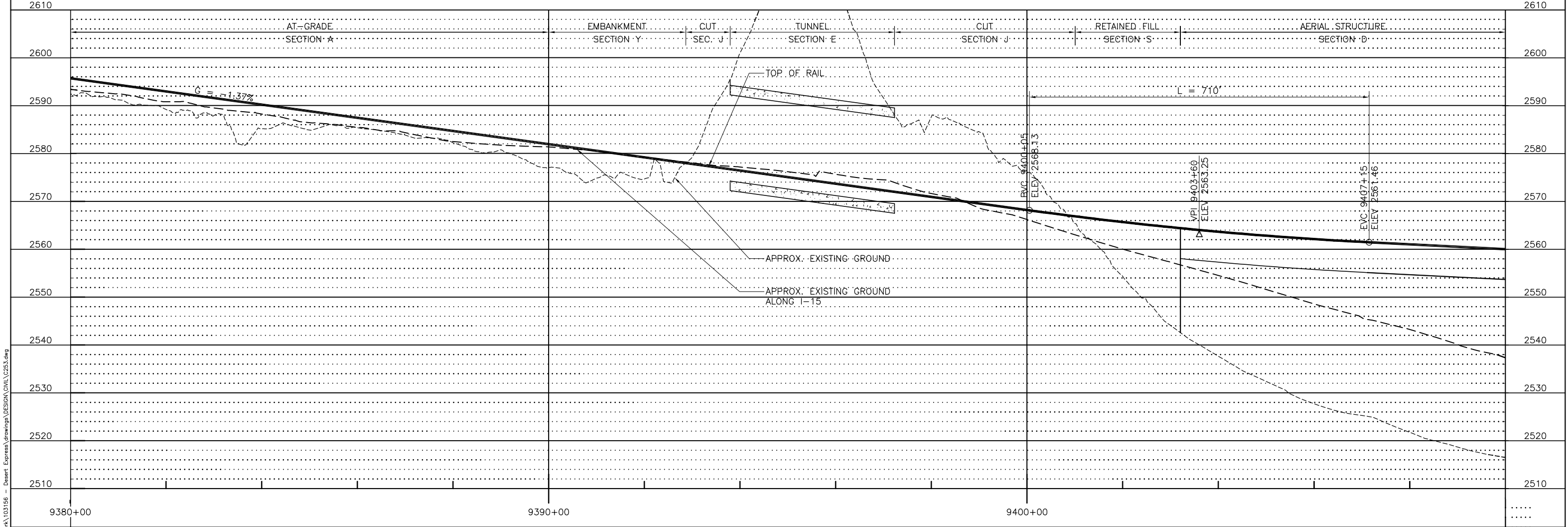
Mar 07, 2011 Lunch						DESIGNED BY T. LUNA	<div>EARTH TECH   AECOM</div> <div>2101 Webster St., Suite 1000 Oakland, CA 94612 Phone: (510) 419-6000 Fax: (510) 419-5355 F-C-176</div>			<div>DESERTXpress</div> <div>PLAN AND PROFILE SEGMENT 6, ALTERNATIVE B STA. DX1 9350+00 TO DX1 9380+00 SHEET 157</div>	CADD FILENAME C253.dwg			
	D	01MAR11				ISSUED FOR FINAL EIS PLAN SET					DRAWN BY T. LUNA	SIZE D	SCALE 1"=100'H; 1"=10'V	CONTRACT NO.
	C	30DEC09									CHECKED BY J. MAHER	REV. D	SHEET NO. C257	PAGE NO.
	B	31AUG09									IN CHARGE J. MAHER			
	A	12AUG08									DATE 03JUL08			
REV	DATE	BY	SUB	APP	DESCRIPTION									

\\nrc\Mar 07, 2011 10:17am L:\work\103156 - Desert Express\Drawings\DESIGN\Civil\253.dwg  
J:\nrc

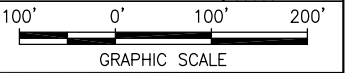




PLAN



PROFILE



						DESIGNED BY T. LUNA
						DRAWN BY T. LUNA
D	01MAR11				ISSUED FOR FINAL EIS PLAN SET	CHECKED BY J. MAHER
C	30DEC09					IN CHARGE J. MAHER
B	31AUG09					DATE 03JUL08
A	12AUG08					
REV	DATE	BY	SUB	APP	DESCRIPTION	

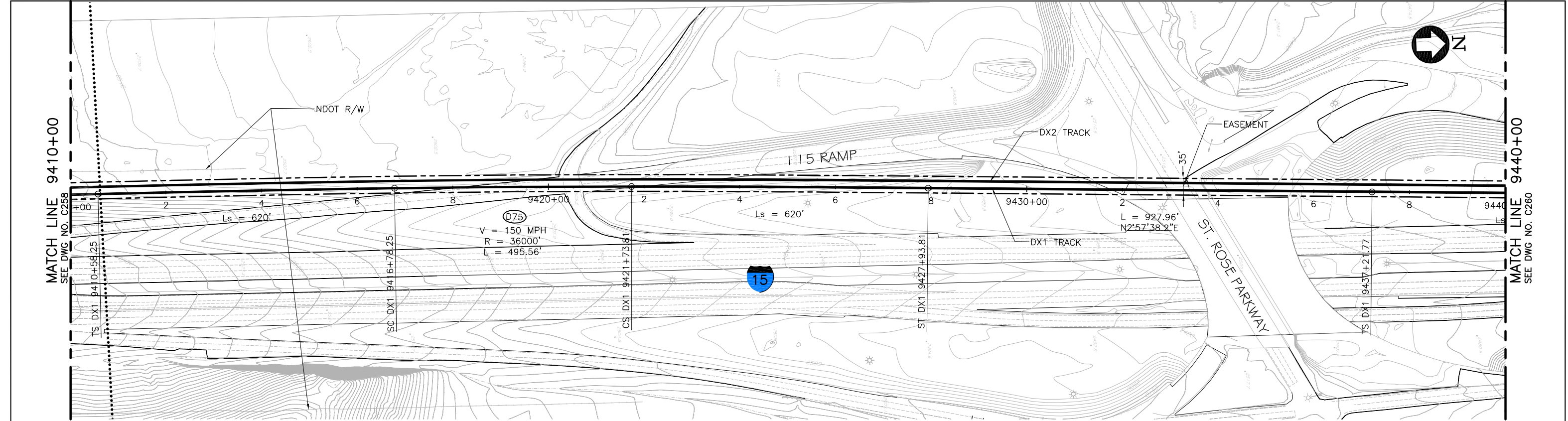
EARTH TECH | AECOM

2101 Webster St., Suite 1000  
Oakland, CA 94612  
Phone: (510) 419-6000  
Fax: (510) 419-5355  
F-C-177

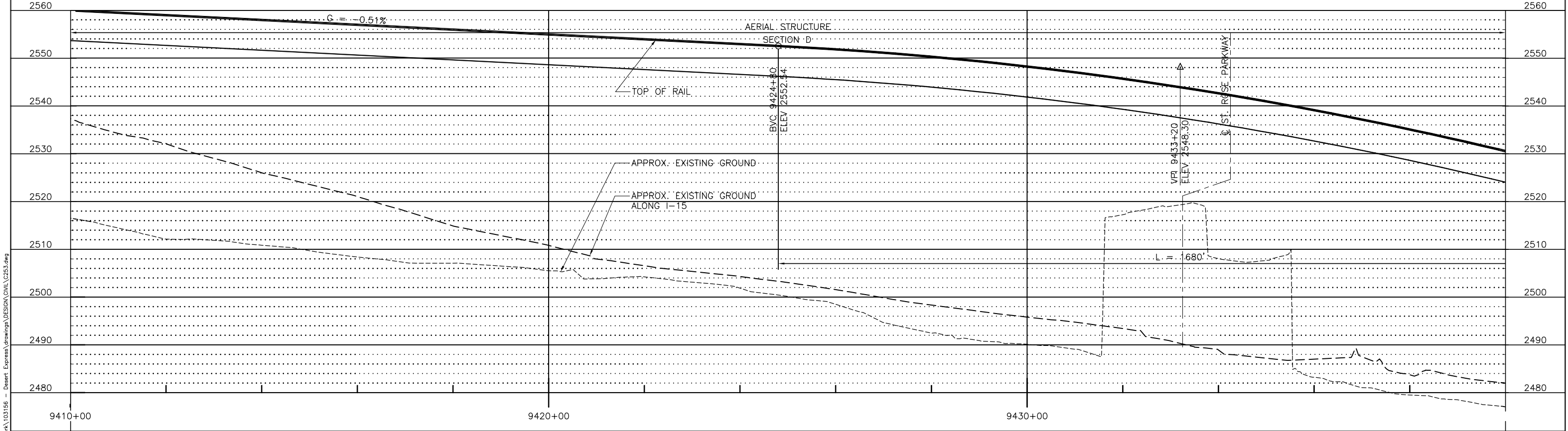
DESERTXPRESS  
PLAN AND PROFILE  
SEGMENT 6, ALTERNATIVE B  
STA. DX1 9380+00 TO DX1 9410+00  
SHEET 158

CADD FILENAME C253.dwg		
SIZE D	SCALE 1"=100'H; 1"=10'V	
CONTRACT NO.		
REV. D	SHEET NO. C258	PAGE NO.

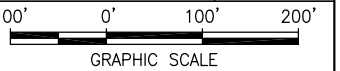




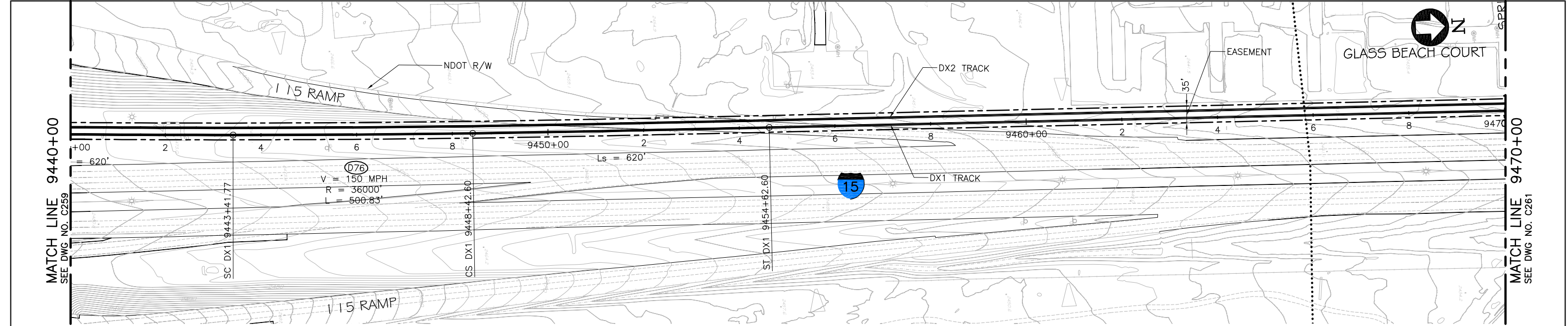
PLAN



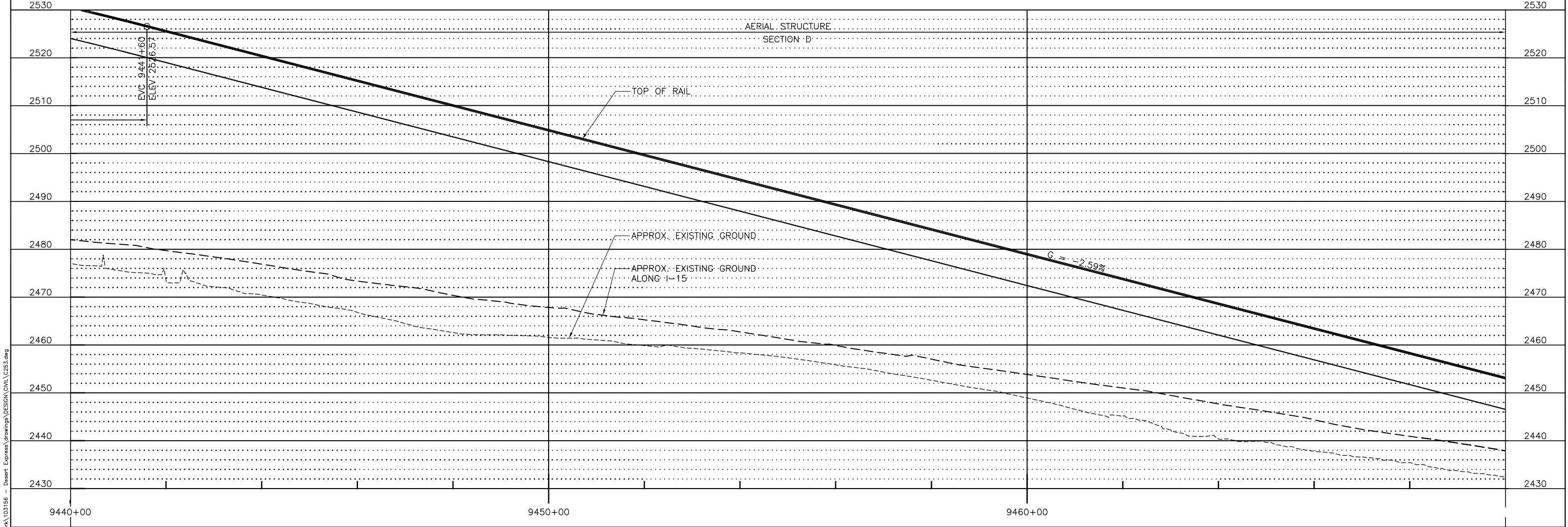
PROFILE



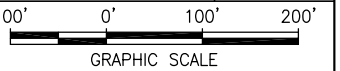
Mar 07, 2011						DESIGNED BY T. LUNA	EARTH TECH   AECOM	2101 Webster St., Suite 1000 Oakland, CA 94612 Phone: (510) 419-6000 Fax: (510) 419-5355 F-C-178		DESERTXPRESS	CADD FILENAME C253.dwg			
						DRAWN BY T. LUNA					SIZE D	SCALE 1"=100'H; 1"=10'V	CONTRACT NO.	
	C	01MAR11				ISSUED FOR FINAL EIS PLAN SET					PLAN AND PROFILE			
	B	31AUG09				CHECKED BY J. MAHER					SEGMENT 6, ALTERNATIVE B			
	A	12AUG08				IN CHARGE J. MAHER					STA. DX1 9410+00 TO DX1 9440+00			
Unit:	REV	DATE	BY	SUB	APP	DESCRIPTION	DATE 03JUL08				REV. C	SHEET NO. C259	PAGE NO.	



PLAN



PROFILE

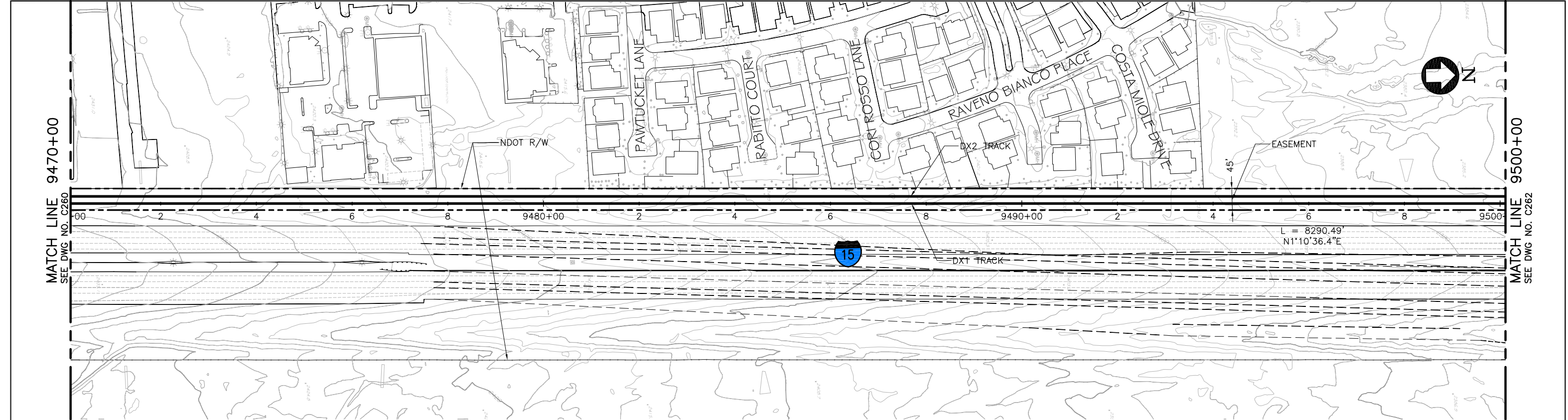


Unit: Mar 07, 2011						DESIGNED BY T. LUNA	EARTH TECH   AECOM  2101 Webster St., Suite 1000 Oakland, CA 94612 Phone: (510) 419-6000 Fax: (510) 419-5355 F-C-179			DESERTXpress	CADD FILENAME C253.dwg			
						DRAWN BY T. LUNA					SIZE D	SCALE 1"=100'H; 1"=10'V	CONTRACT NO.	
	C	01MAR11				ISSUED FOR FINAL EIS PLAN SET					PLAN AND PROFILE			
	B	31AUG09									SEGMENT 6, ALTERNATIVE B			
	A	12AUG08									STA. DX1 9440+00 TO DX1 9470+00 SHEET 160			
REV	DATE	BY	SUB	APP	DESCRIPTION	DATE 03JUL08				REV. C	SHEET NO. C260	PAGE NO.		

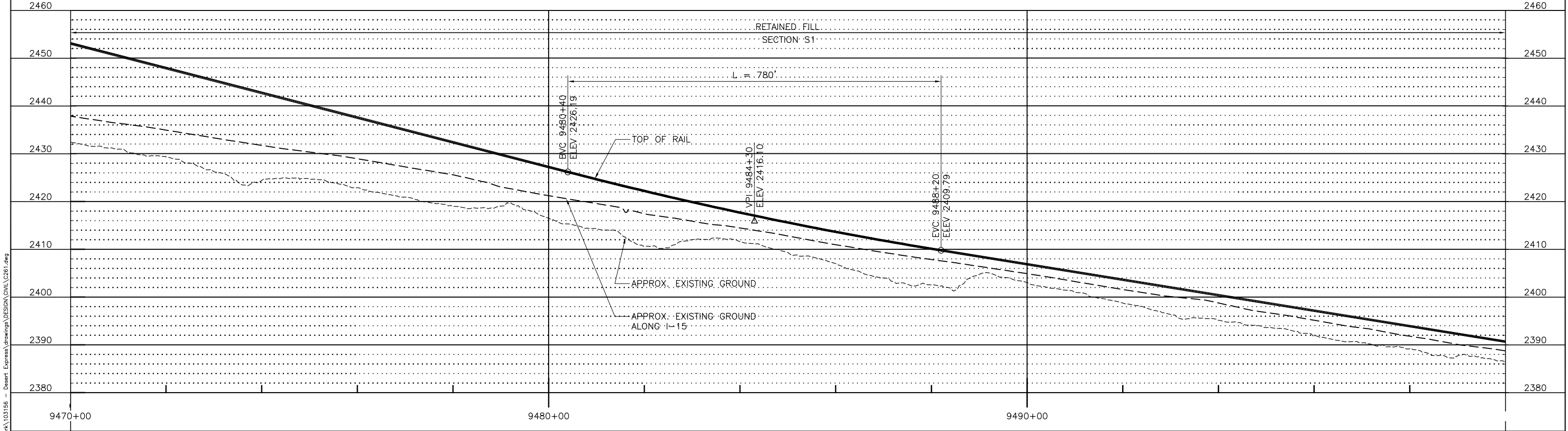
\\na01\proj\2011\03\156 - Desert Express\Drawings\DESIGN\Civil\253.dwg  
10:18am L:\work\103156 - Desert Express\Drawings\DESIGN\Civil\253.dwg  
Mar 07, 2011 10:18am L:\work\103156 - Desert Express\Drawings\DESIGN\Civil\253.dwg



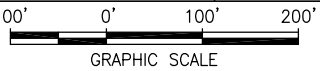
J:\mtd\Mar 07, 2011 - 10:21am L:\work\103156 - Desert Express\Drawings\DESIGN\Civil\261.dwg



PLAN



PROFILE



Mar 07, 2011							DESIGNED BY T. LUNA	EARTH TECH   AECOM	2101 Webster St., Suite 1000 Oakland, CA 94612 Phone: (510) 419-6000 Fax: (510) 419-5355 F-C-180		DESERTXpress	CADD FILENAME C261.dwg		
						DRAWN BY T. LUNA	SIZE D					SCALE 1"=100'H; 1"=10'V	CONTRACT NO.	
	C	01MAR11				ISSUED FOR FINAL EIS PLAN SET	PLAN AND PROFILE							
	B	31AUG09				CHECKED BY J. MAHER	SEGMENT 6, ALTERNATIVE B							
	A	12AUG08				IN CHARGE J. MAHER	STA. DX1 9470+00 TO DX1 9500+00							
Unit:	REV	DATE	BY	SUB	APP	DESCRIPTION	DATE 03JUL08					REV. C	SHEET NO. C261	PAGE NO.

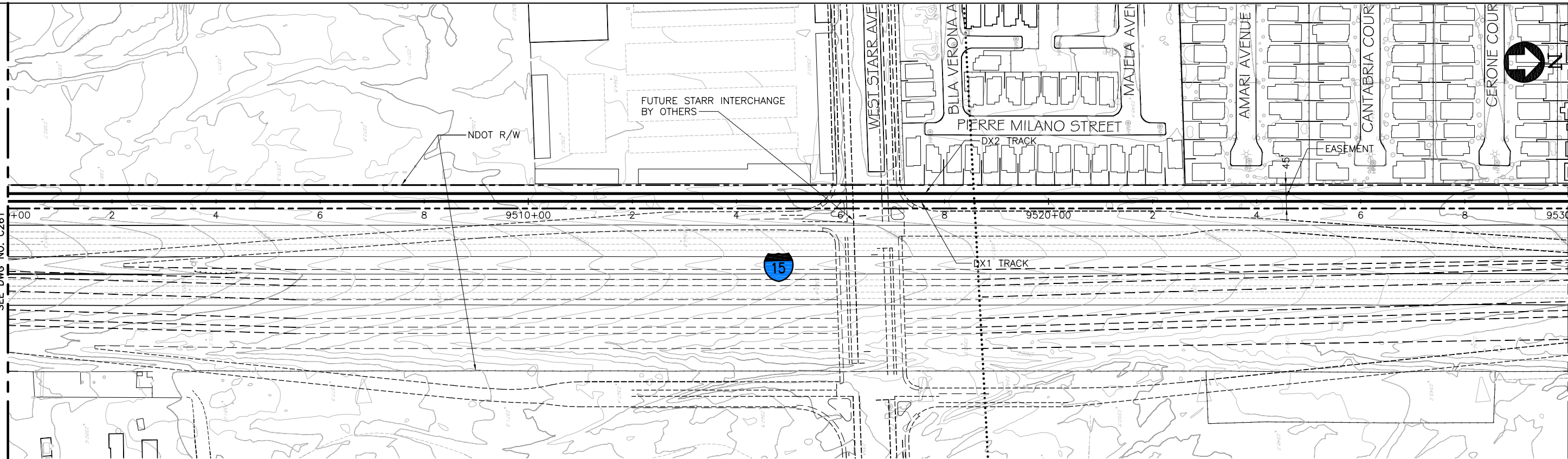
EARTH TECH | AECOM

2101 Webster St., Suite 1000  
Oakland, CA 94612  
Phone: (510) 419-6000  
Fax: (510) 419-5355  
F-C-180



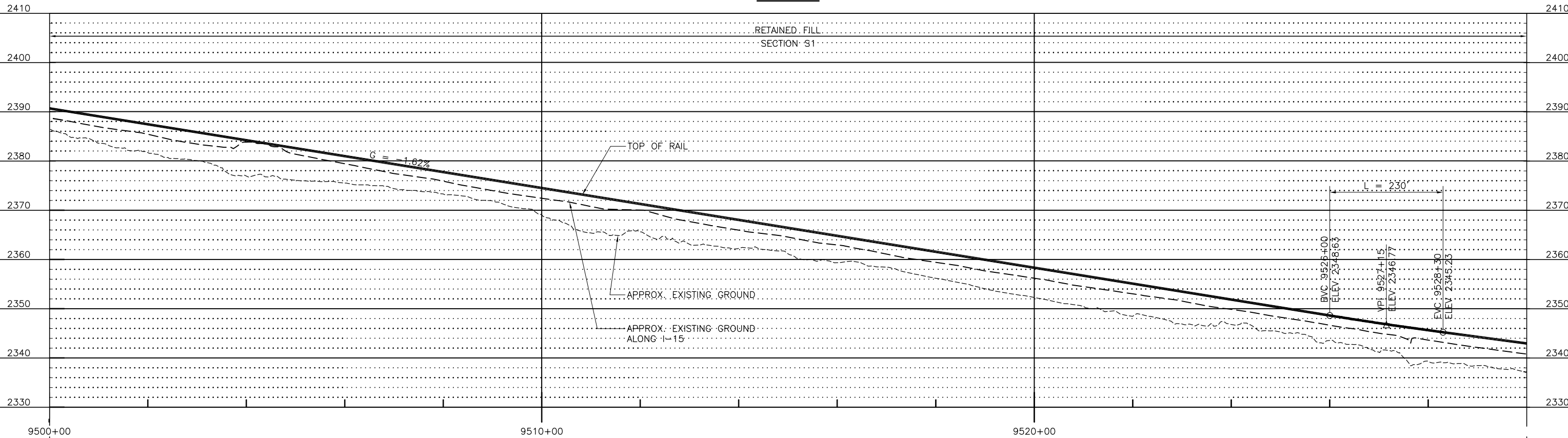
\\na01\proj\103156 - Desert Express\Drawings\DESIGN\Civil\261.dwg  
User: jma01 Date: 03/07/2011 Time: 10:21am L:\work\103156 - Desert Express\Drawings\DESIGN\Civil\261.dwg

MATCH LINE 9500+00  
SEE DWG NO. C261



MATCH LINE 9530+00  
SEE DWG NO. C263

PLAN



PROFILE

REV	DATE	BY	SUB	APP	DESCRIPTION	DESIGNED BY T. LUNA	DRAWN BY T. LUNA	CHECKED BY J. MAHER	IN CHARGE J. MAHER	DATE 03JUL08
D	01MAR11				ISSUED FOR FINAL EIS PLAN SET					
C	19NOV10									
B	31AUG09									
A	12AUG08									

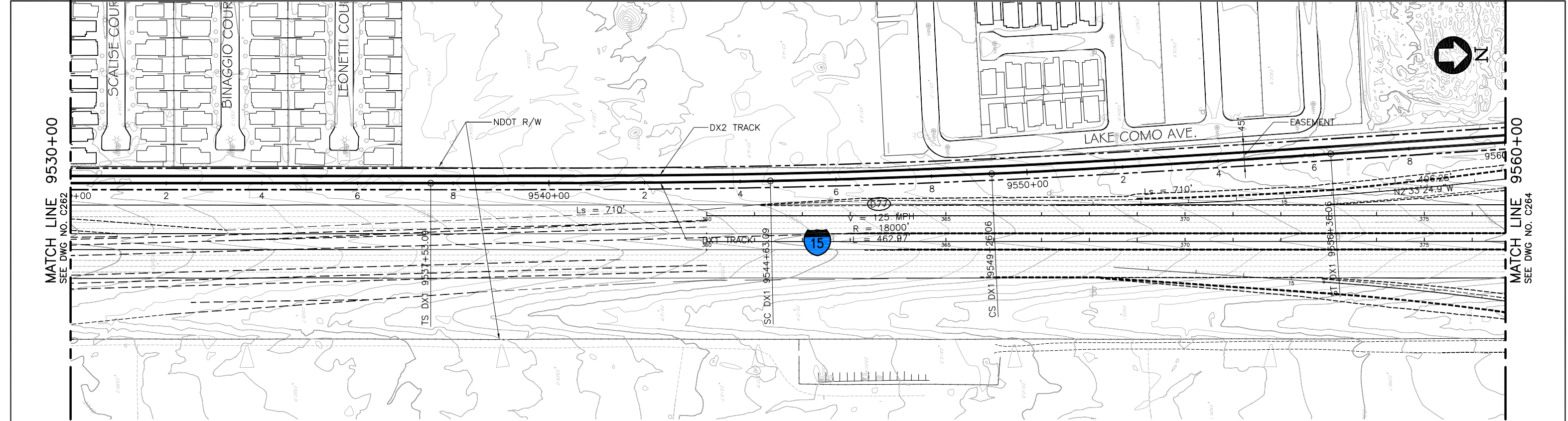
EARTH TECH | AECOM

2101 Webster St., Suite 1000  
Oakland, CA 94612  
Phone: (510) 419-6000  
Fax: (510) 419-5355  
F-C-181

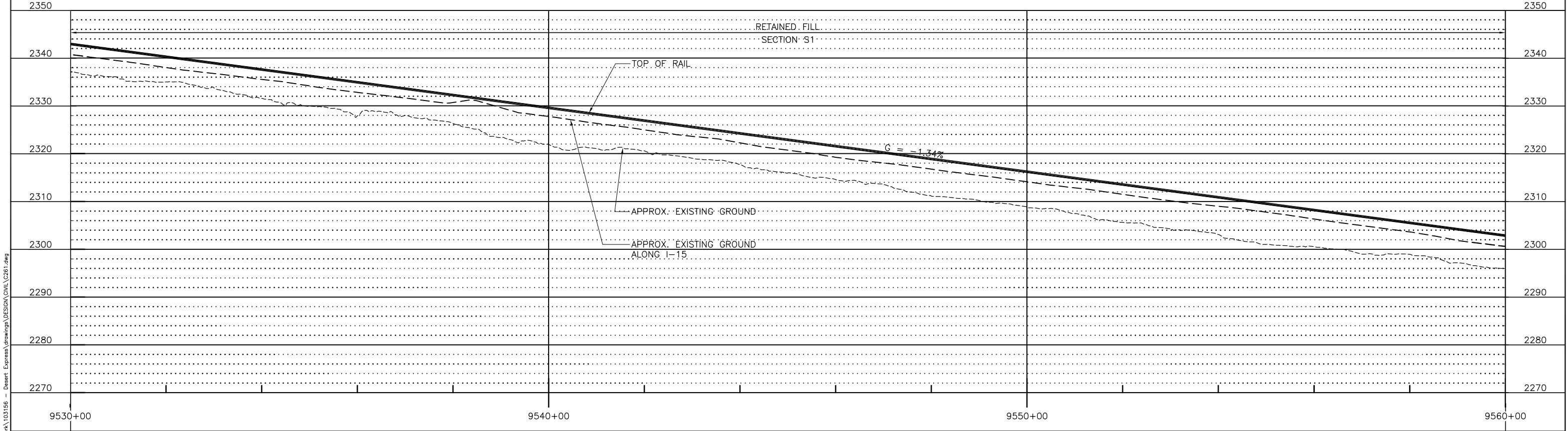
DESERTXPRESS

PLAN AND PROFILE  
SEGMENT 6, ALTERNATIVE B  
STA. DX1 9500+00 TO DX1 9530+00  
SHEET 162

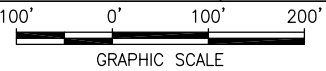
CADD FILENAME C261.dwg		
SIZE D	SCALE 1"=100'H; 1"=10'V	
CONTRACT NO.		
REV. D	SHEET NO. C262	PAGE NO.



PLAN



PROFILE

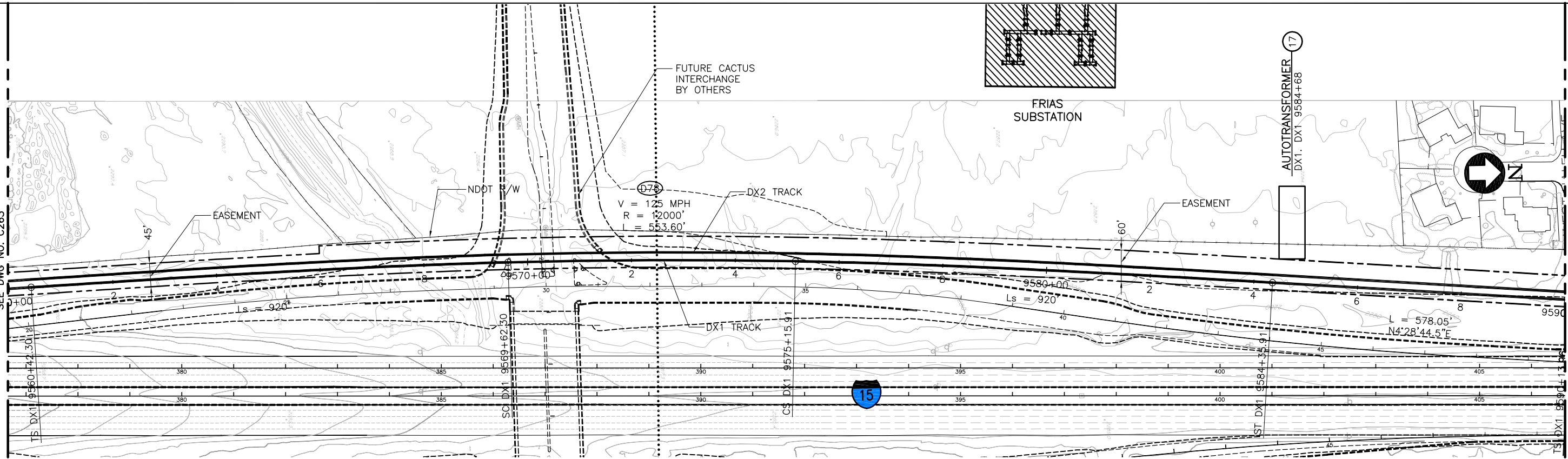


Unit: Mar 07, 2011							DESIGNED BY T. LUNA	EARTH TECH   AECOM  2101 Webster St., Suite 1000 Oakland, CA 94612 Phone: (510) 419-6000 Fax: (510) 419-5355 F-C-182		DESERTXpress  PLAN AND PROFILE SEGMENT 6, ALTERNATIVE B STA. DX1 9530+00 TO DX1 9560+00 SHEET 163	CADD FILENAME C261.dwg			
							DRAWN BY T. LUNA				SIZE D	SCALE 1"=100'H; 1"=10'V	CONTRACT NO.	
	C	01MAR11				ISSUED FOR FINAL EIS PLAN SET	CHECKED BY J. MAHER							
	B	31AUG09					IN CHARGE J. MAHER							
	A	12AUG08					DATE 03JUL08							
	REV	DATE	BY	SUB	APP	DESCRIPTION					REV. C	SHEET NO. C263	PAGE NO.	

\\na01\proj\2011\03\1021\cm L\work\103156 - Desert Express\Drawings\DESIGN\Civil\C261.dwg  
Jma01 Mar 07, 2011 - 10:21am

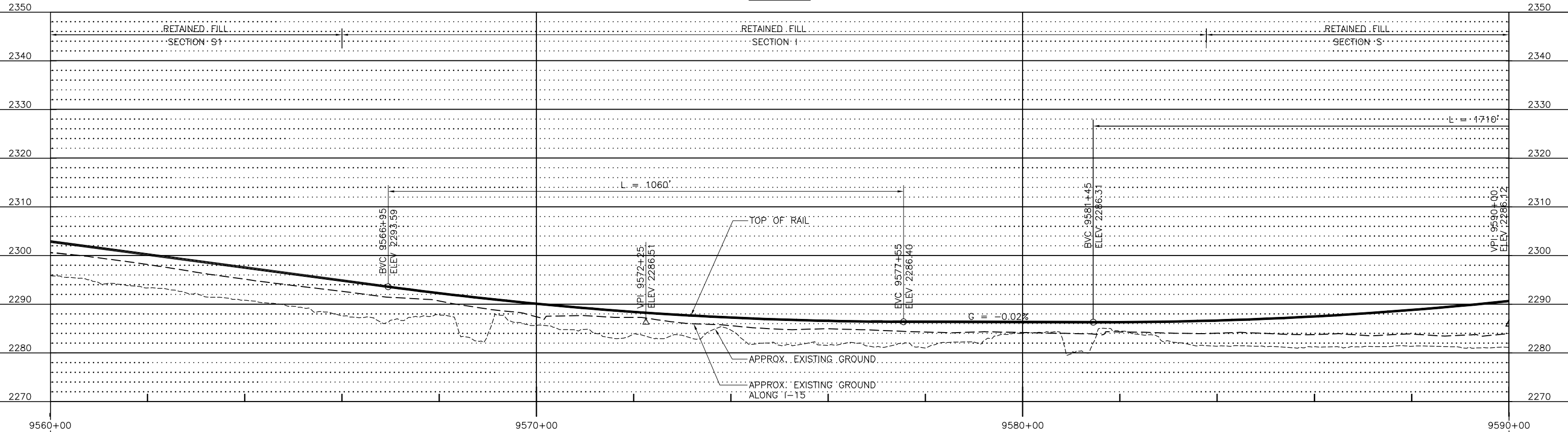
\\na01\proj\2011\10222m L:\work\103156 - Desert Express\Drawings\DESIGN\Civil\2261.dwg  
Jmrd Mar 07, 2011 10:22am

MATCH LINE 9560+00  
SEE DWG NO. C263

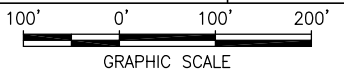


MATCH LINE 9590+00  
SEE DWG NO. C265

PLAN



PROFILE



						DESIGNED BY T. LUNA
						DRAWN BY T. LUNA
						CHECKED BY J. MAHER
						IN CHARGE J. MAHER
						DATE 03JUL08
REV	DATE	BY	SUB	APP	DESCRIPTION	
G	01MAR11				RE-ISSUED FOR FINAL EIS PLAN SET	

EARTH TECH | AECOM

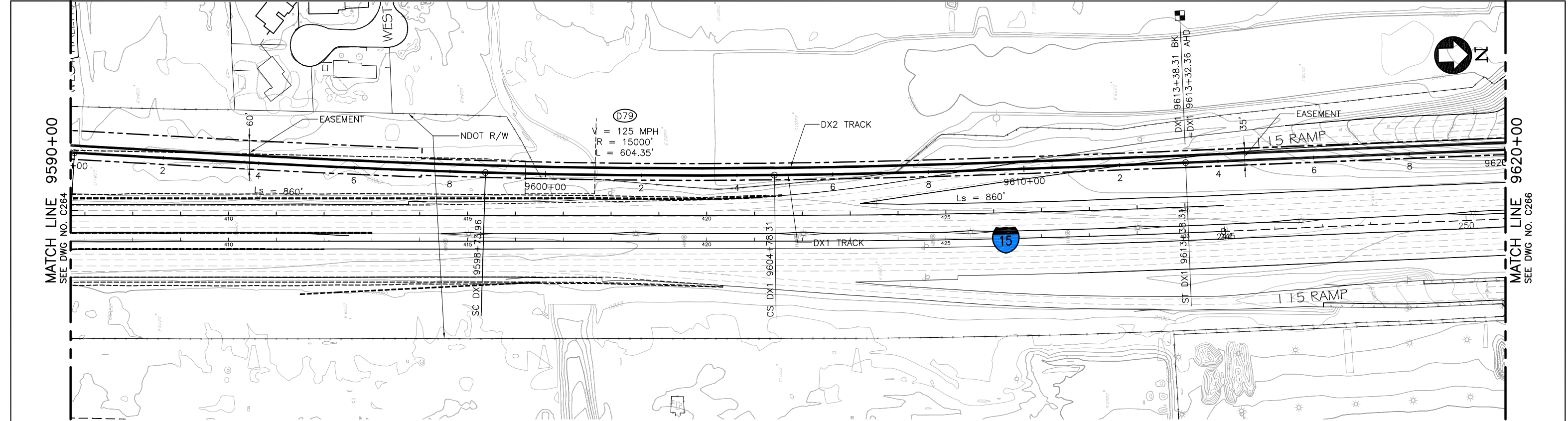
2101 Webster St., Suite 1000  
Oakland, CA 94612  
Phone: (510) 419-6000  
Fax: (510) 419-5355  
F-C-183

DESERTXPRESS

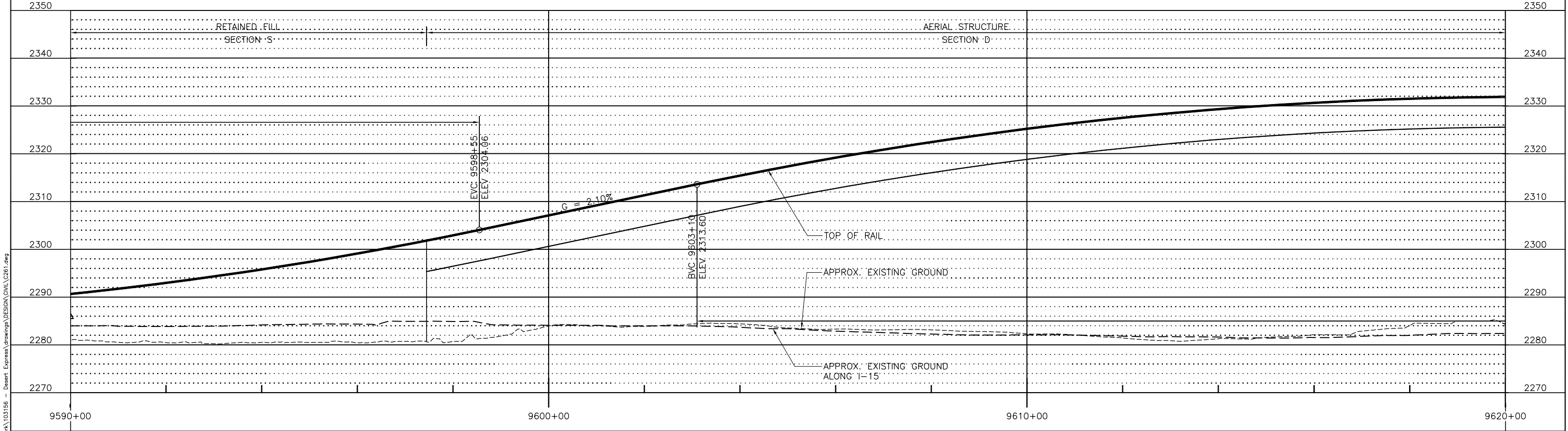
PLAN AND PROFILE  
SEGMENT 6, ALTERNATIVE B  
STA. DX1 9560+00 TO DX1 9590+00  
SHEET 164

CADD FILENAME C261.dwg		
SIZE D	SCALE 1"=100'H; 1"=10'V	
CONTRACT NO.		
REV. G	SHEET NO. C264	PAGE NO.

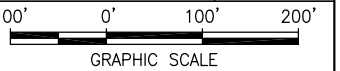




PLAN

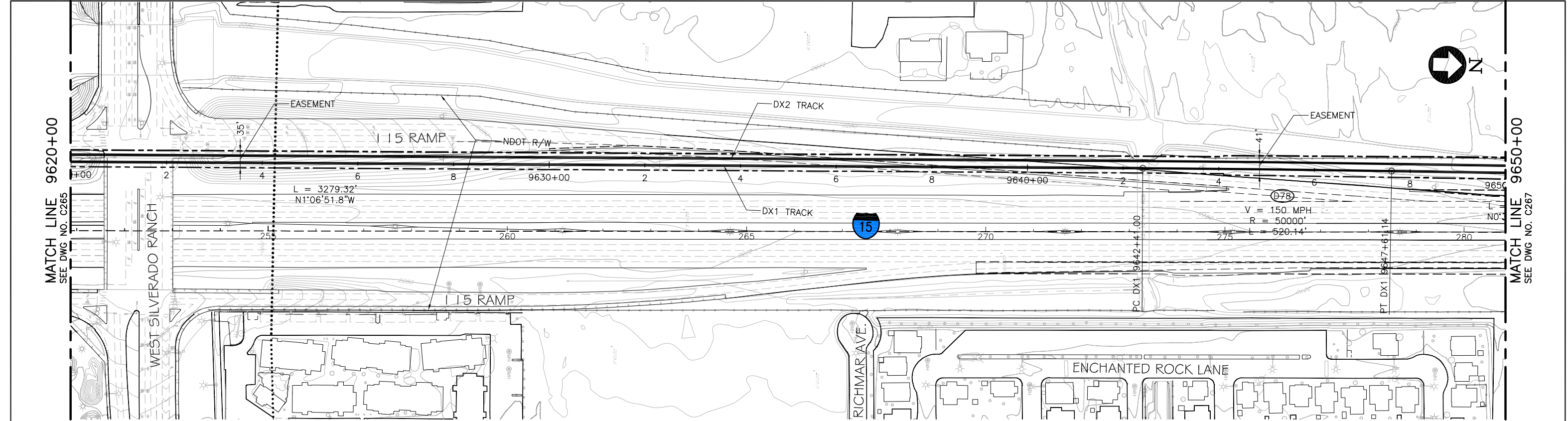


PROFILE

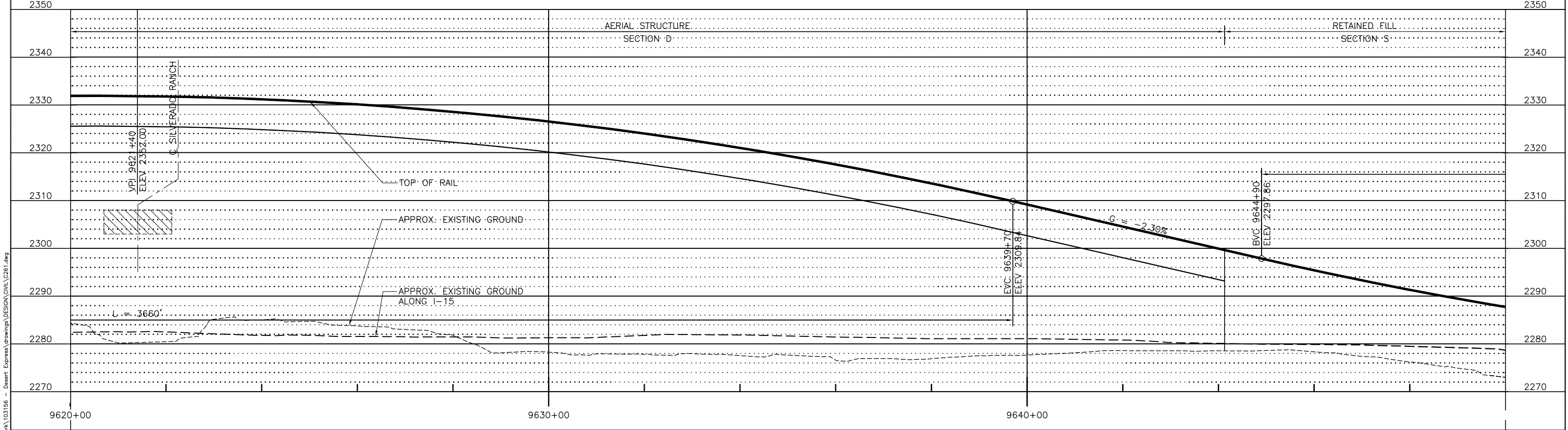


Mar 07, 2011 Lunch						DESIGNED BY T. LUNA	<div>EARTH TECH   AECOM</div> <div>2101 Webster St., Suite 1000 Oakland, CA 94612 Phone: (510) 419-6000 Fax: (510) 419-5355 F-C-184</div>		<div>DESERTXpress</div> <div>PLAN AND PROFILE SEGMENT 6, ALTERNATIVE B STA. DX1 9590+00 TO DX1 9620+00 SHEET 165</div>	CADD FILENAME C261.dwg			
	D	01MAR11				ISSUED FOR FINAL EIS PLAN SET				DRAWN BY T. LUNA	SIZE D	SCALE 1"=100'H; 1"=10'V	CONTRACT NO.
	C	18JUN10								CHECKED BY J. MAHER			
	B	31AUG09								IN CHARGE J. MAHER			
	A	12AUG08								DATE 03JUL08			
	REV	DATE	BY	SUB	APP	DESCRIPTION				REV. D	SHEET NO. C265	PAGE NO.	

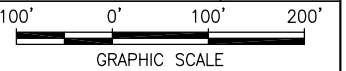
\\na01\proj\2011\03\22\m L\work\103156 - Desert Express\Drawings\DESIGN\Civil\261.dwg  
10:22am 3/7/2011



P L A N

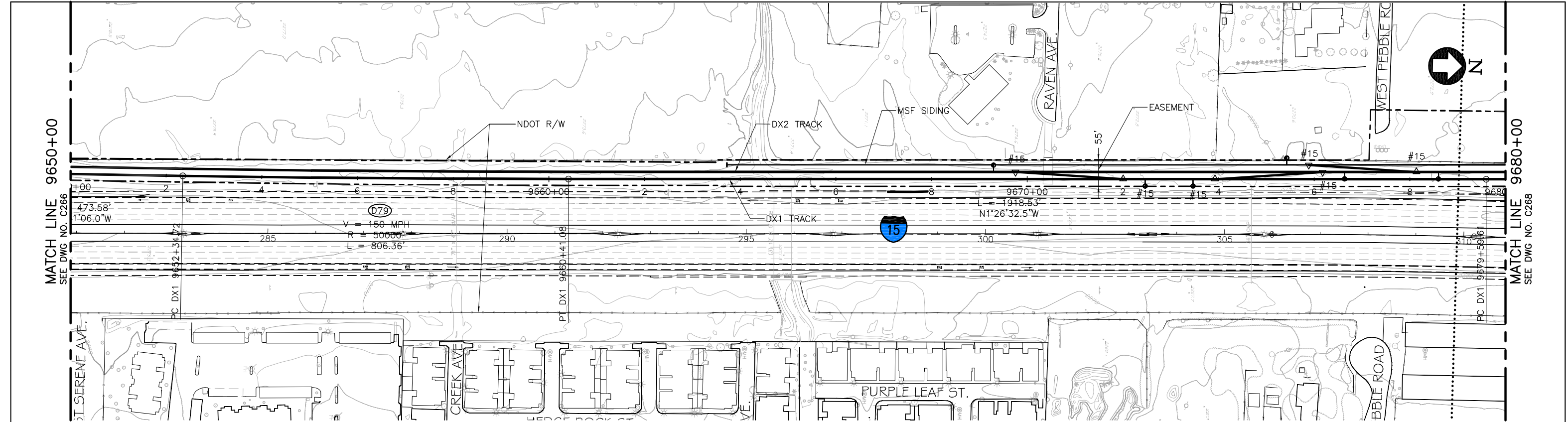


P R O F I L E

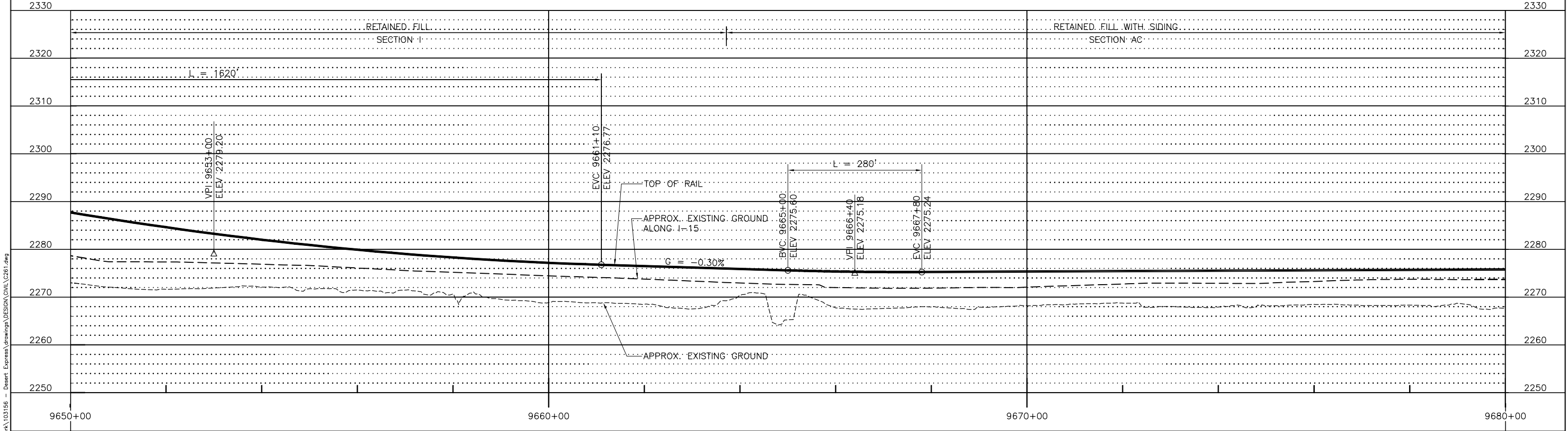


<div><div><div><div><div><div></div><div>E</div></div><div><div>01MAR11</div><div></div><div></div><div></div></div></div><div><div><div></div><div>D</div></div><div><div>18AUG10</div><div></div><div></div><div></div></div></div><div><div><div></div><div>C</div></div><div><div>18JUN10</div><div></div><div></div><div></div></div></div><div><div><div></div><div>B</div></div><div><div>31AUG09</div><div></div><div></div><div></div></div></div><div><div><div></div><div>A</div></div><div><div>12AUG08</div><div></div><div></div><div></div></div></div></div><div><div>REV</div><div>DATE</div><div>BY</div><div>SUB</div><div>APP</div><div>DESCRIPTION</div></div></div><div><div>ISSUED FOR FINAL EIS PLAN SET</div><div>DESIGNED BY T. LUNA</div><div>DRAWN BY T. LUNA</div><div>CHECKED BY J. MAHER</div><div>IN CHARGE J. MAHER</div><div>DATE 03JUL08</div></div></div>	<div><div><div><div></div><div>EARTH TECH</div></div><div><div></div><div>AECOM</div></div></div><div><div>2101 Webster St., Suite 1000 Oakland, CA 94612 Phone: (510) 419-6000 Fax: (510) 419-5355 F-C-185</div></div></div>	<div><div>DESERTXPRESS</div><div>PLAN AND PROFILE</div><div>SEGMENT 6, ALTERNATIVE B</div><div>STA. DX1 9620+00 TO DX1 9650+00</div><div>SHEET 166</div></div>	<div><div>CADD FILENAME C261.dwg</div><div>SIZE SCALE D 1"=100'H; 1"=10'V</div><div>CONTRACT NO.</div><div>REV. E SHEET NO. C266 PAGE NO.</div></div>

\\na01\proj\2011\07\07-Desert Express\Drawings\DESIGN\Civil\C261.dwg  
10:22am L:\work\103156 - Desert Express\Drawings\DESIGN\Civil\C261.dwg  
Mar 07, 2011



PLAN



PROFILE

E	01MAR11				ISSUED FOR FINAL EIS PLAN SET	DESIGNED BY T. LUNA
D	18AUG10					DRAWN BY T. LUNA
C	18JUN10					CHECKED BY J. MAHER
B	31AUG09					IN CHARGE J. MAHER
A	12AUG08					DATE 03JUL08
REV	DATE	BY	SUB	APP	DESCRIPTION	

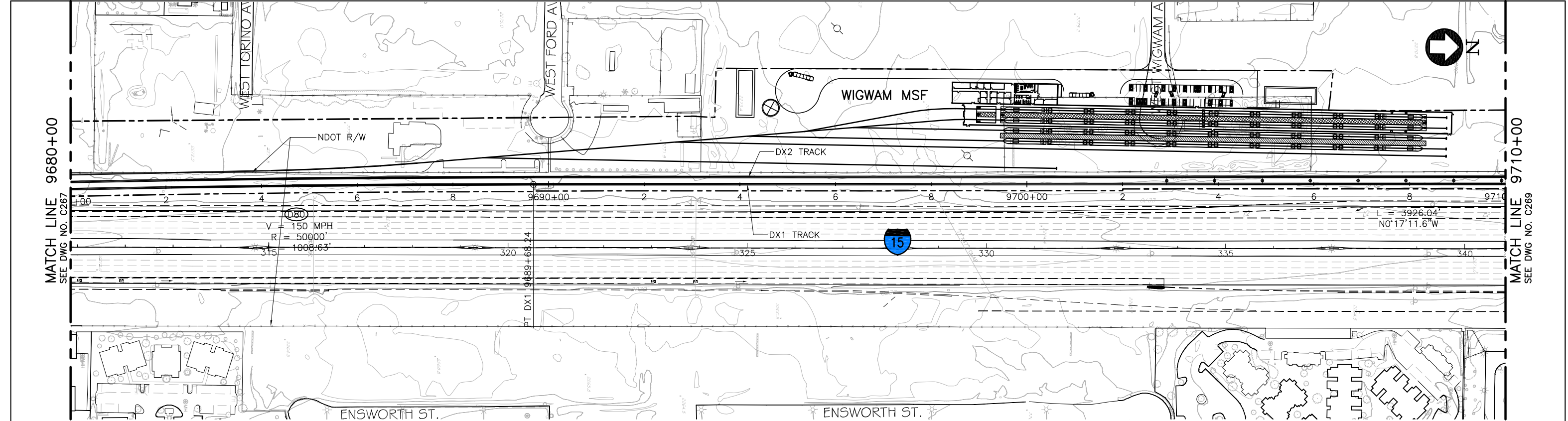
EARTH TECH | AECOM

2101 Webster St., Suite 1000  
Oakland, CA 94612  
Phone: (510) 419-6000  
Fax: (510) 419-6355  
F-C-186

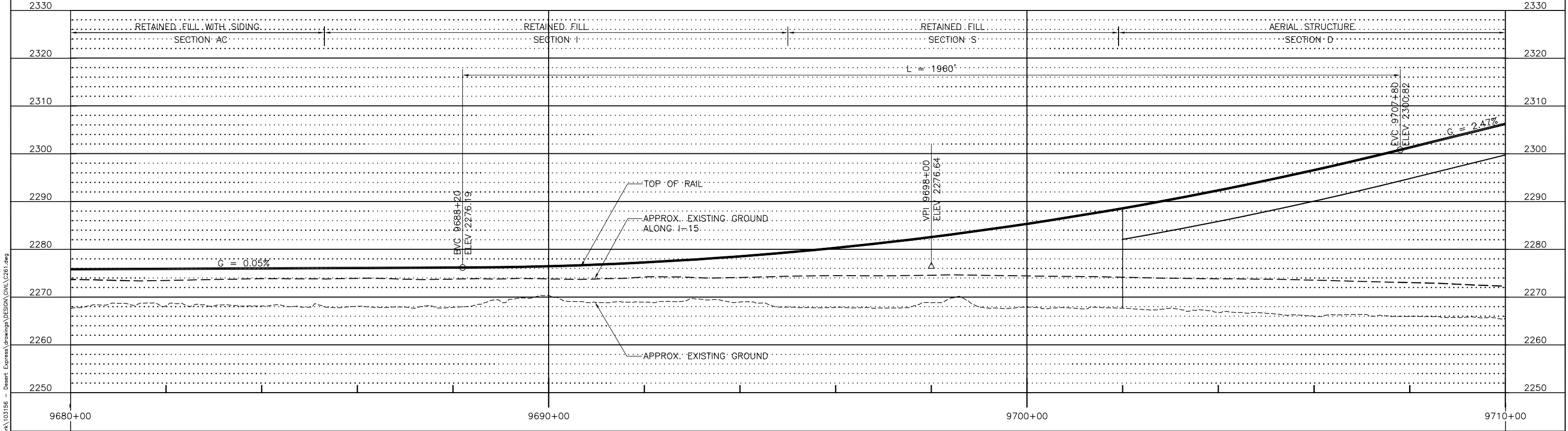
DESERTXPRESS  
PLAN AND PROFILE  
SEGMENT 6, ALTERNATIVE B  
STA. DX1 9650+00 TO DX1 9680+00  
SHEET 167

CADD FILENAME C261.dwg		
SIZE D	SCALE 1"=100'H; 1"=10'V	
CONTRACT NO.		
REV. E	SHEET NO. C267	PAGE NO.

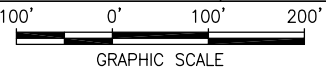




PLAN

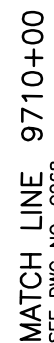


PROFILE

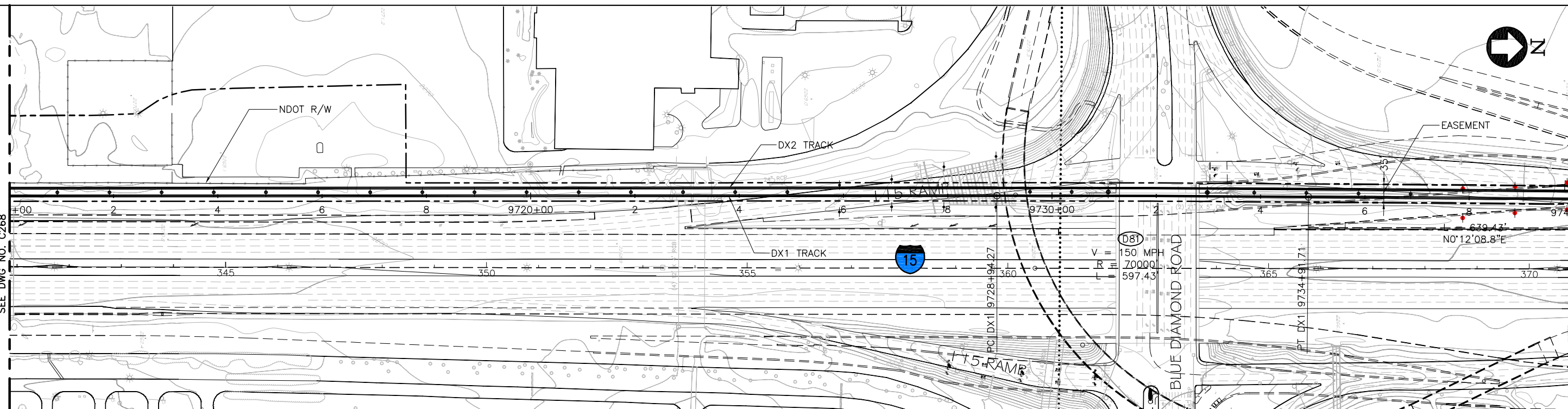


<div><div><div><div><div>E</div><div>01MAR11</div></div><div><div>D</div><div>18AUG10</div></div><div><div>C</div><div>18JUN10</div></div><div><div>B</div><div>31AUG09</div></div><div><div>A</div><div>12AUG08</div></div></div><div><div>REV</div><div>DATE</div><div>BY</div><div>SUB</div><div>APP</div><div>DESCRIPTION</div></div></div></div>					<div><div>DESIGNED BY</div><div>T. LUNA</div></div> <div><div>DRAWN BY</div><div>T. LUNA</div></div> <div><div>CHECKED BY</div><div>J. MAHER</div></div> <div><div>IN CHARGE</div><div>J. MAHER</div></div> <div><div>DATE</div><div>03JUL08</div></div>	<div><div><div>EARTH TECH</div><div>AECOM</div></div><div><div>2101 Webster St., Suite 1000</div><div>Oakland, CA 94612</div><div>Phone: (510) 419-6000</div><div>Fax: (510) 419-5355</div><div>F-C-187</div></div></div>	<div><div>DESERTXPRESS</div><div>PLAN AND PROFILE</div><div>SEGMENT 6, ALTERNATIVE B</div><div>STA. DX1 9680+00 TO DX1 9710+00</div><div>SHEET 168</div></div>	<div><div><div>CADD FILENAME</div><div>C261.dwg</div></div><div><div>SIZE</div><div>SCALE</div><div>D</div><div>1"=100'H; 1"=10'V</div></div><div><div>CONTRACT NO.</div><div></div></div></div> <div><div><div>REV.</div><div>E</div></div><div><div>SHEET NO.</div><div>C268</div></div><div><div>PAGE NO.</div><div></div></div></div>
---	--	--	--	--	--	---	--	---

\\na01\proj\103156 - Desert Express\Drawings\DESIGN\Civil\261.dwg  
10/23/11 10:23am L:\work\103156 - Desert Express\Drawings\DESIGN\Civil\261.dwg  
10/23/11 10:23am L:\work\103156 - Desert Express\Drawings\DESIGN\Civil\261.dwg

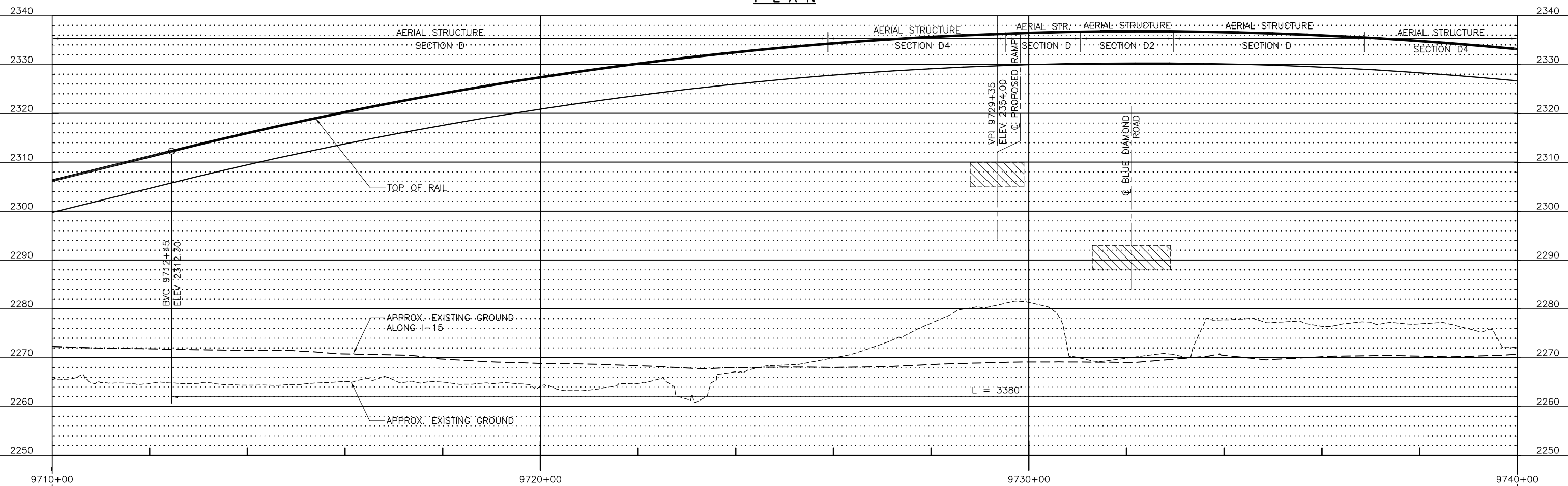


SEE DWG NO. C268



MATCH LINE 9740+00

SEE DWG NO. C270

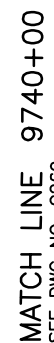


PROFILE

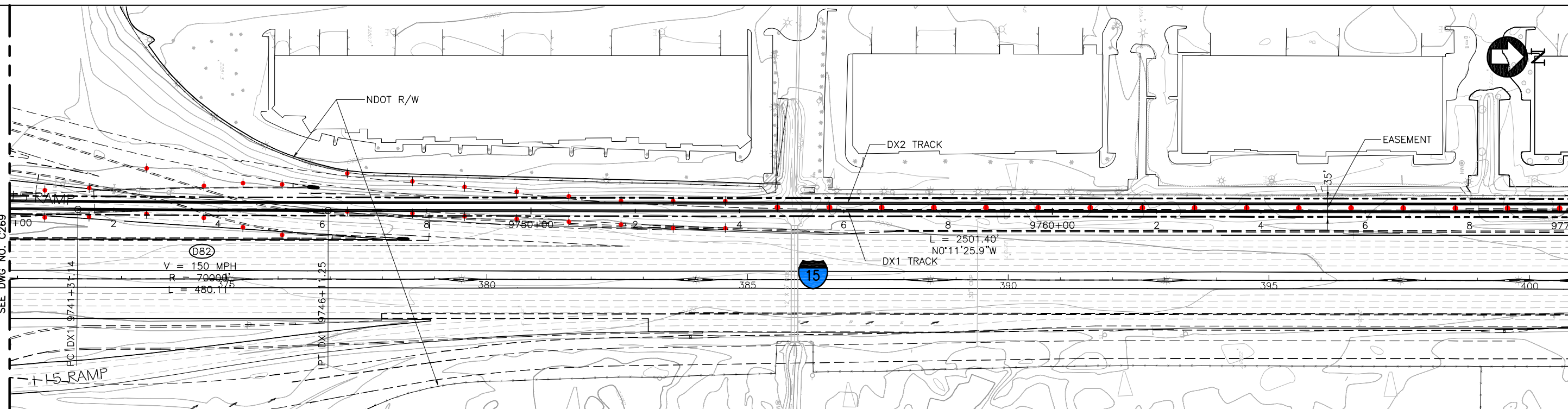


F	01MAR11				ISSUED FOR FINAL EIS PLAN SET	DESIGNED BY T. LUNA	<div><div><div>EARTH TECH</div><div>AECOM</div></div><div>2101 Webster St., Suite 1000 Oakland, CA 94612 Phone: (510) 419-6000 Fax: (510) 419-5355 F-C-188</div></div>	<div><div>DESERTXPRESS</div><div>PLAN AND PROFILE SEGMENT 6, ALTERNATIVE B STA. DX1 9710+00 TO DX1 9740+00 SHEET 169</div></div>	CADD FILENAME C261.dwg	
E	18AUG10				DRAWN BY T. LUNA	SIZE D			SCALE 1"=100'H; 1"=10'V	
D	24JUN10				CHECKED BY J. MAHER	CONTRACT NO.				
C	18JUN10				IN CHARGE J. MAHER	REV.			SHEET NO.	PAGE NO.
B	31AUG09				DATE 03JUL08	F			C269	
A	12AUG08									
REV	DATE	BY	SUB	APP	DESCRIPTION					

unat Mar 07, 2011 - 10:23am L:\work\103156 - Desert Express\drawings\DESIGN\CIVIL\C261.dwg



SEE DWG NO. C269



—DX2 TRACK

—EASEMENT

DX1 TRACK

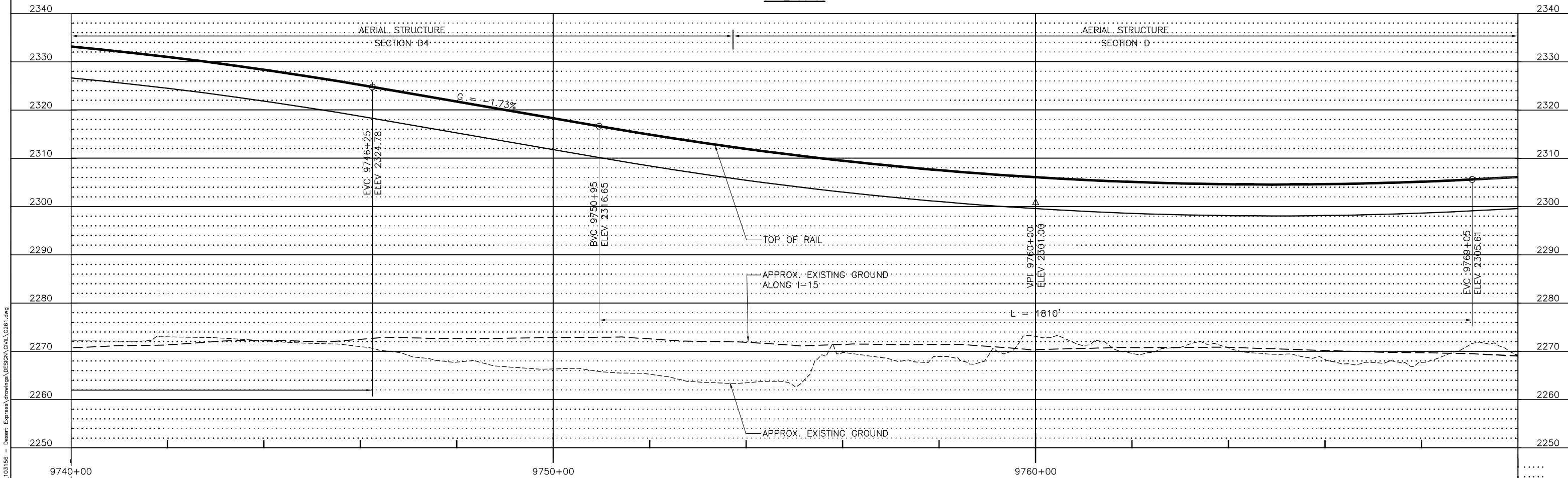
L = 2501.40'  
N0°11'25.9"W

$V = 150 \text{ MPH}$   
 $R = 70000'$   
 $L = 480.11$

MATCH LINE 9770+00

SEE DWG NO. C271

## P L A N



## AFRIAL STRUCTURE

SECTION D4

AFRIAL STRUCTURE

SECTION D

 ~~$G = -1.73\%$~~ 

EVC: 9746+25:	
EV: 2324 78:	

ELEV	2324.78:
------	----------

BVC: 9+50+95 :  
ELEV: 2316.65 :

ELEV: 2316.65 :

VPI: 9760: +00:

ELEV: 2301.00	:	:	:	:
---------------	---	---	---	---

$$VC: 9.769 + 0.5$$

LEV	2305.61
-----	---------


TOP OF RAIL

APPROX. EXISTING GROUND  
ALONG I-15

$$\cdot \cdot \cdot = 1.810^4$$

-APPROX. EXISTING GROUND

## PROFILE

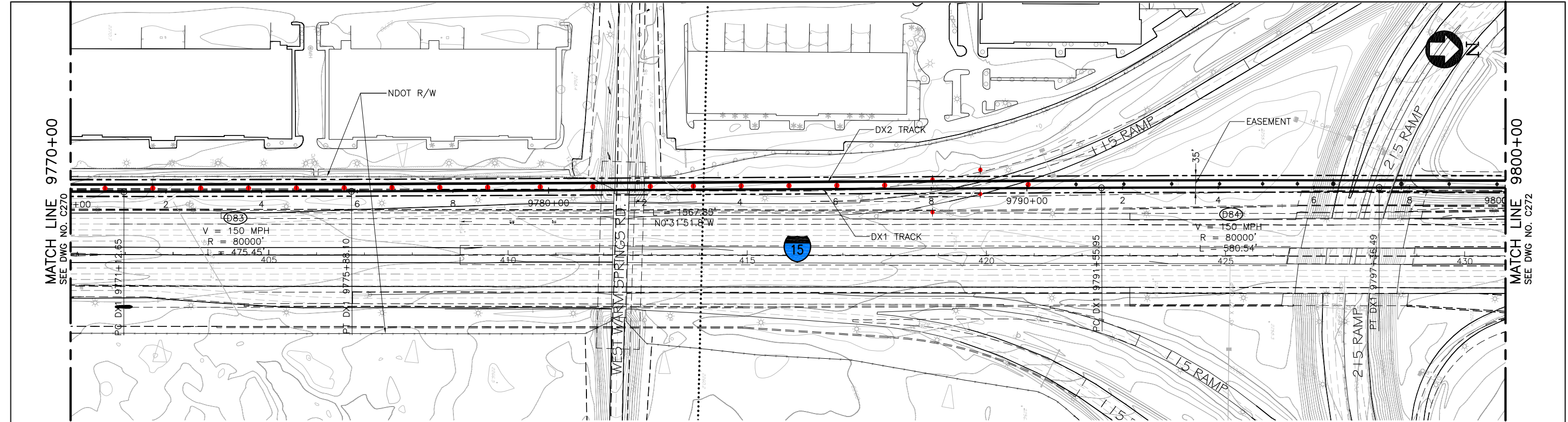


Mar 07, 2011 - 10:00 am	F	01MAR11				ISSUED FOR FINAL EIS PLAN SET	DESIGNED BY T. LUNA
E	18AUG10						DRAWN BY T. LUNA
D	24JUN10						CHECKED BY J. MAHER
C	18JUN10						IN CHARGE J. MAHER
B	31AUG09						DATE 03/JUL/08
A	12AUG08						
REV	DATE	BY	SUB	APP		DESCRIPTION	

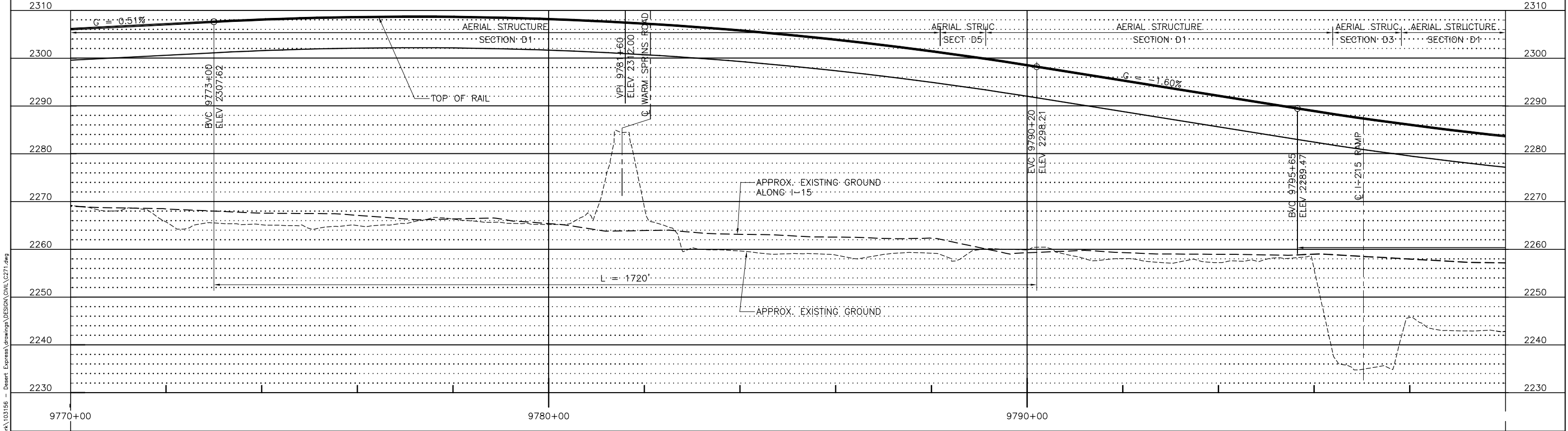
2101 Webster St., Suite 1000  
Oakland, CA 94612  
Phone: (510) 419-6000  
Fax: (510) 419-5355  
**F-C-189**

<b>DESERTXPRESS</b>		CADD FILENAME C261.dwg
PLAN AND PROFILE		SIZE SCALE D 1"=100'H; 1"=10'V
SEGMENT 6, ALTERNATIVE B		CONTRACT NO.
STA. DX1 9740+00 TO DX1 9770+00		REV. <b>F</b>
SHEET 170		SHEET NO. <b>C270</b>
		PAGE NO.

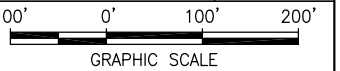




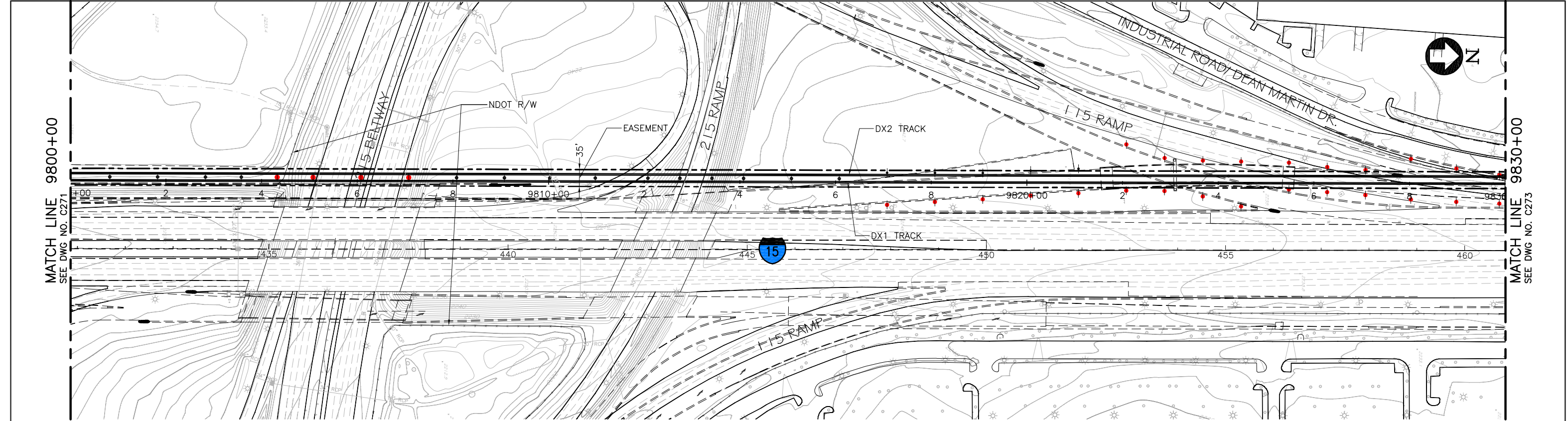
PLAN



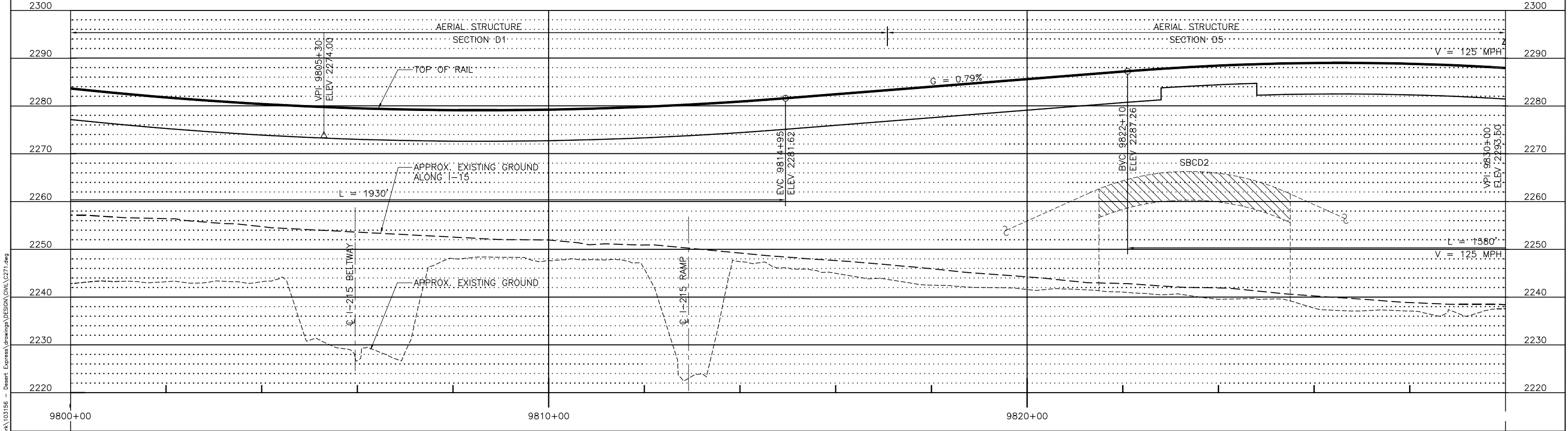
PROFILE



Unit: Mar 07, 2011	F	01MAR11				ISSUED FOR FINAL EIS PLAN SET	DESIGNED BY T. LUNA	<div>EARTH TECH   AECOM</div> <div>2101 Webster St., Suite 1000 Oakland, CA 94612 Phone: (510) 419-6000 Fax: (510) 419-5355 F-C-190</div>	<div>DESERTXPRESS</div> <div>PLAN AND PROFILE SEGMENT 6, ALTERNATIVE B STA. DX1 9770+00 TO DX1 9800+00 SHEET 171</div>	CADD FILENAME C271.dwg		
	E	18AUG10				DRAWN BY T. LUNA	SIZE D			SCALE 1"=100'H; 1"=10'V	CONTRACT NO.	
	D	24JUN10				CHECKED BY J. MAHER	REV. F			SHEET NO. C271		PAGE NO.
	C	18JUN10				IN CHARGE J. MAHER						
	B	31AUG09				DATE 03JUL08						
	A	12AUG08										
	REV	DATE	BY	SUB	APP	DESCRIPTION						



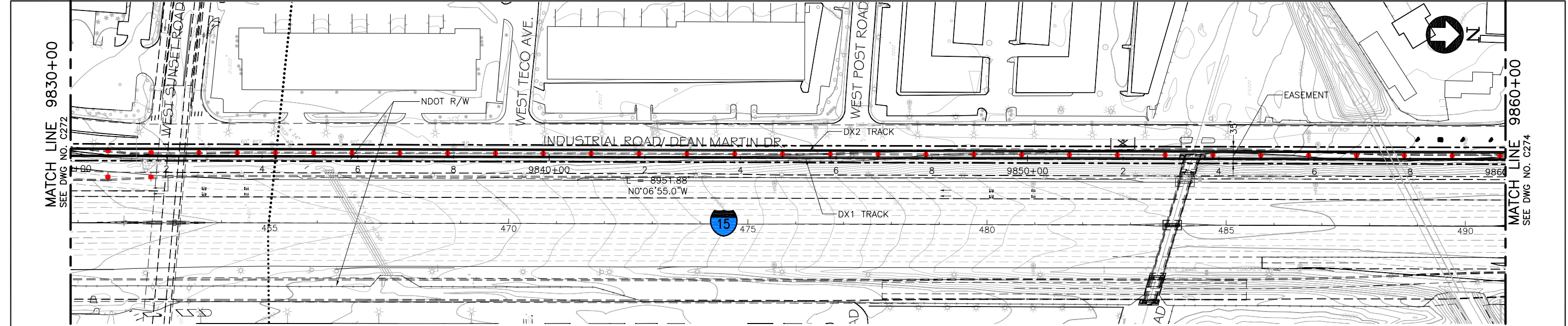
PLAN



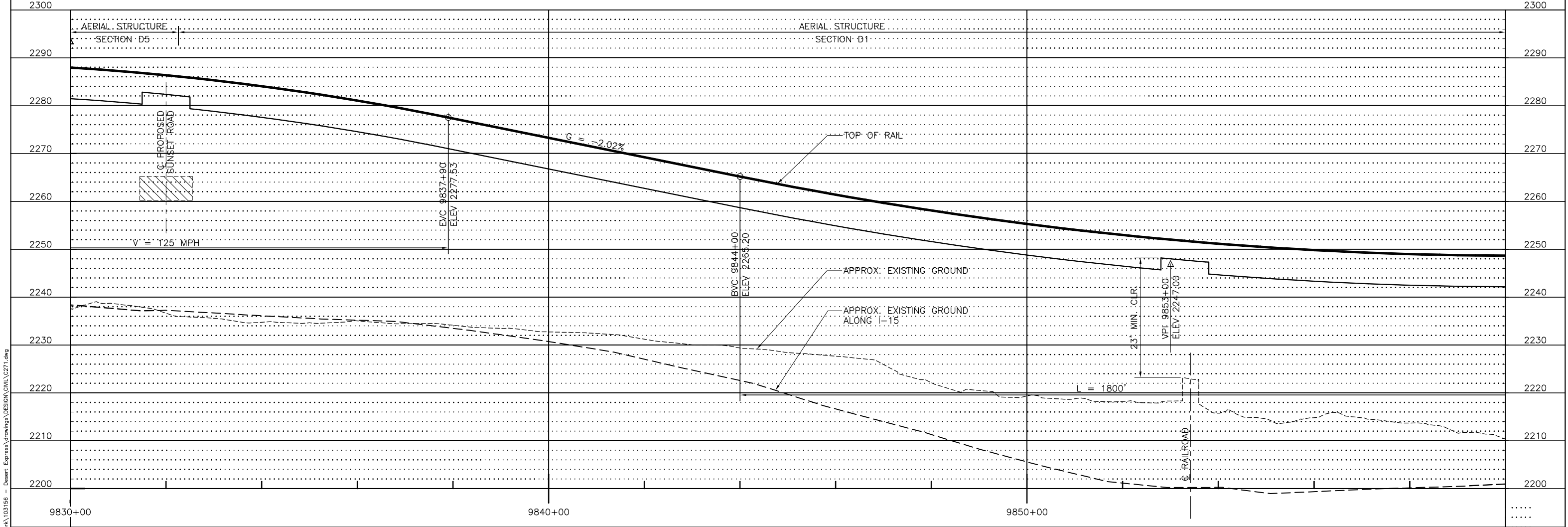
PROFILE

Mar 07, 2011   
--

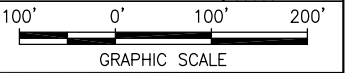




PLAN



PROFILE



F	01MAR11				ISSUED FOR FINAL EIS PLAN SET	DESIGNED BY T. LUNA
E	18AUG10					DRAWN BY T. LUNA
D	24JUN10					CHECKED BY J. MAHER
C	18JUN10					IN CHARGE J. MAHER
B	31AUG09					DATE 03JUL08
A	12AUG08					
REV	DATE	BY	SUB	APP	DESCRIPTION	

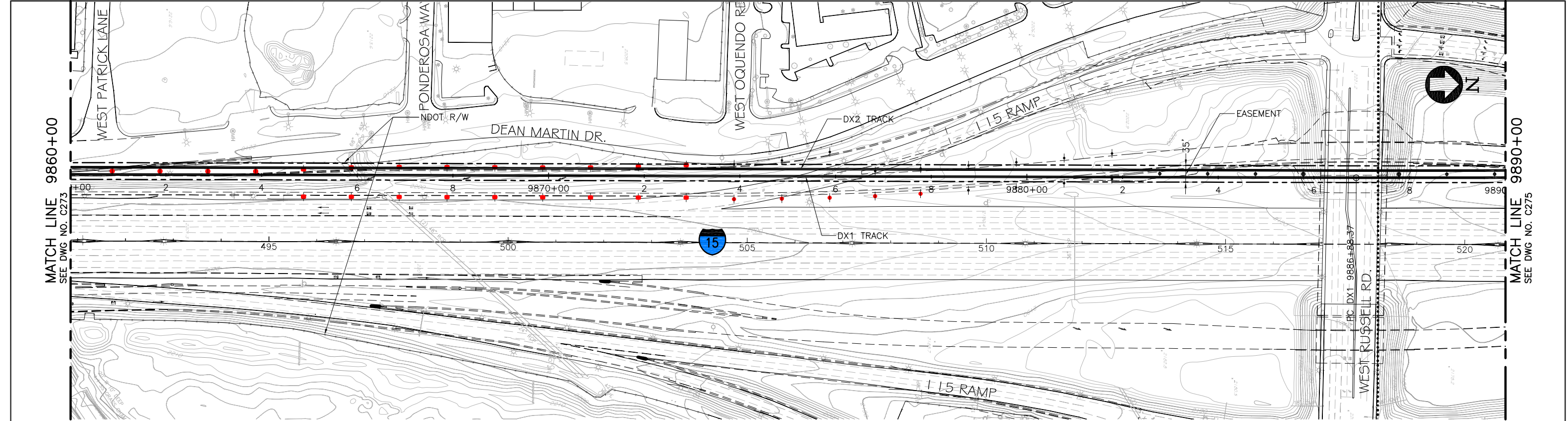
EARTH TECH | AECOM

2101 Webster St., Suite 1000  
Oakland, CA 94612  
Phone: (510) 419-6000  
Fax: (510) 419-5355  
F-C-192

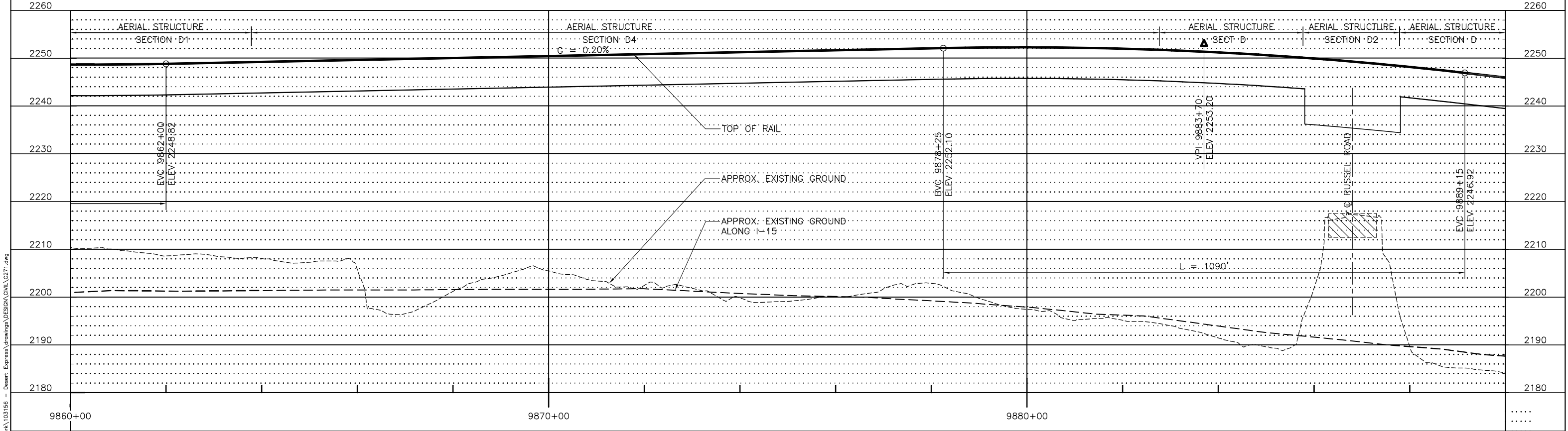
DESERTXPRESS  
PLAN AND PROFILE  
SEGMENT 6, ALTERNATIVE B  
STA. DX1 9830+00 TO DX1 9860+00  
SHEET 173

CADD FILENAME C271.dwg		
SIZE D	SCALE 1"=100'H; 1"=10'V	
CONTRACT NO.		
REV. F	SHEET NO. C273	PAGE NO.

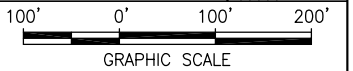




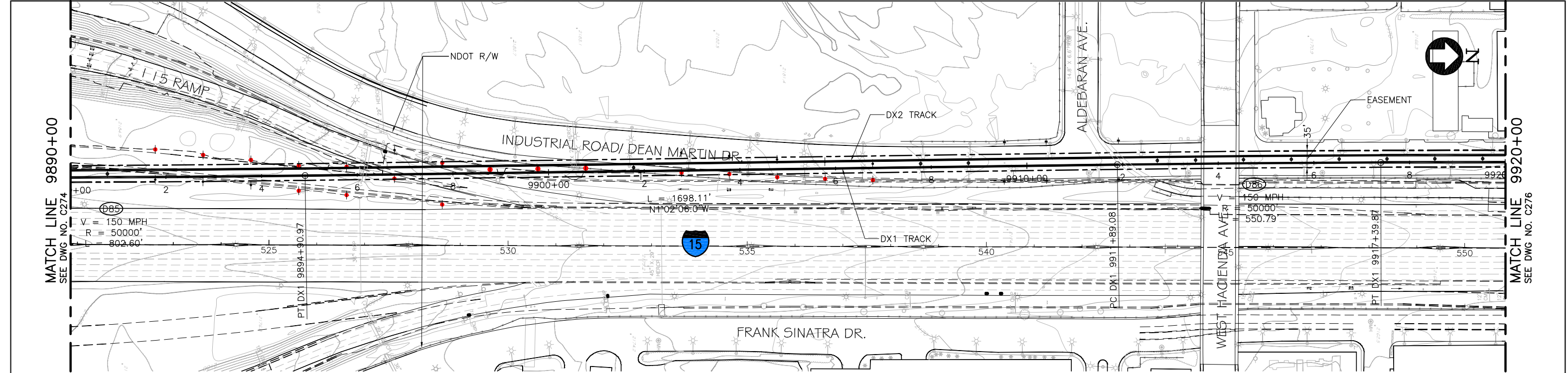
PLAN



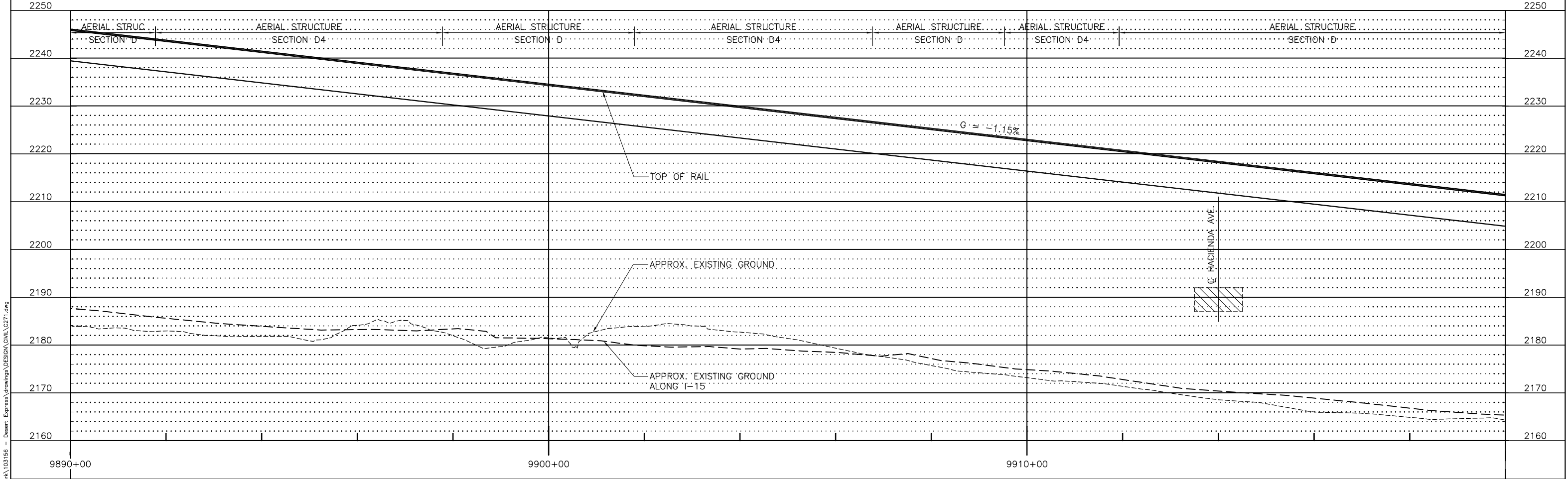
PROFILE



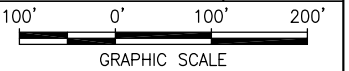
Mar 07, 2011 Sunet	F	01MAR11				ISSUED FOR FINAL EIS PLAN SET	DESIGNED BY T. LUNA	<div>EARTH TECH   AECOM</div> <div>2101 Webster St., Suite 1000 Oakland, CA 94612 Phone: (510) 419-6000 Fax: (510) 419-5355 F-C-193</div>	<div>DESERTXPRESS</div> <div>PLAN AND PROFILE SEGMENT 6, ALTERNATIVE B STA. DX1 9860+00 TO DX1 9890+00 SHEET 174</div>	CADD FILENAME C271.dwg		
	E	18AUG10				DRAWN BY T. LUNA	SIZE D			SCALE 1"=100'H; 1"=10'V	CONTRACT NO.	
	D	24JUN10				CHECKED BY J. MAHER						
	C	18JUN10				IN CHARGE J. MAHER						
	B	31AUG09				DATE 03JUL08						
	A	12AUG08										
	REV	DATE	BY	SUB	APP	DESCRIPTION				REV. F	SHEET NO. C274	PAGE NO.



PLAN

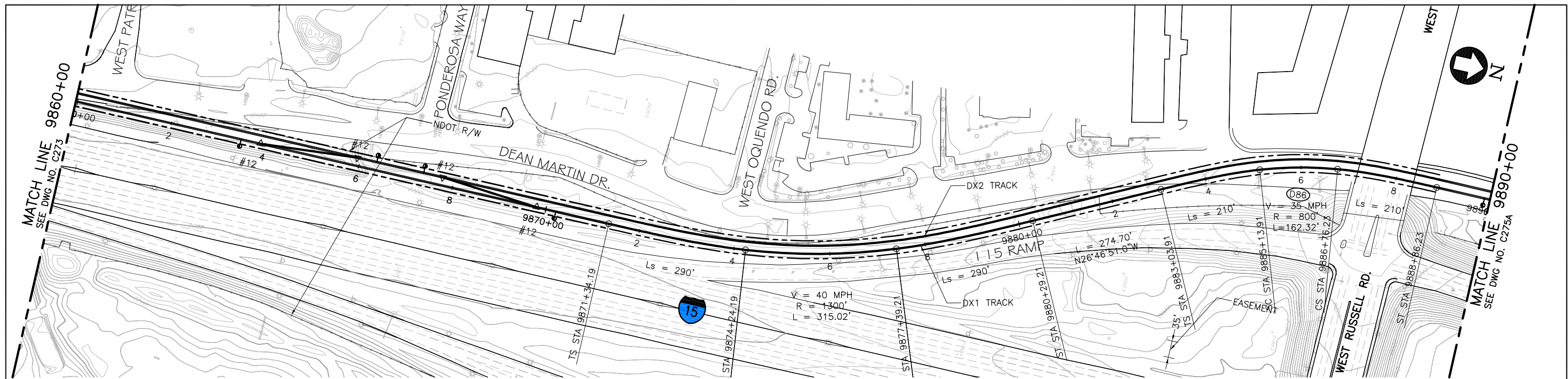


PROFILE

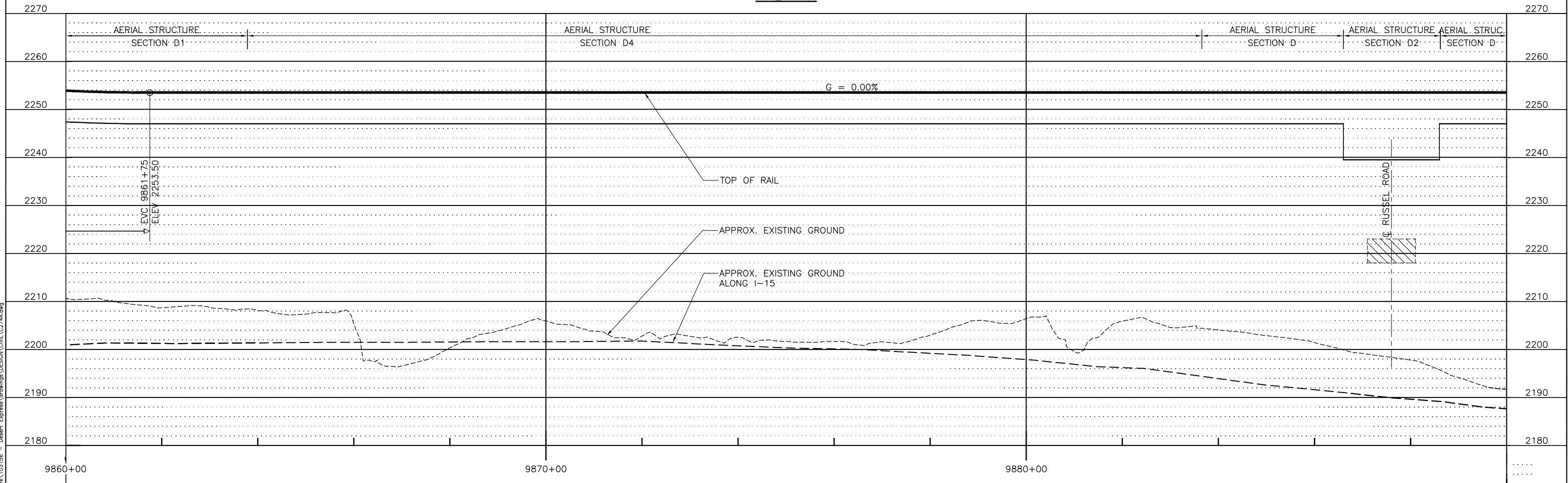


Mar 07, 2011 Lunch	F	01MAR11				ISSUED FOR FINAL EIS PLAN SET	DESIGNED BY T. LUNA	<div>EARTH TECH   AECOM</div> <div>2101 Webster St., Suite 1000 Oakland, CA 94612 Phone: (510) 419-6000 Fax: (510) 419-5355 F-C-194</div>	<div>DESERTXPRESS</div> <div>PLAN AND PROFILE SEGMENT 6, ALTERNATIVE B STA. DX1 9890+00 TO DX1 9920+00 SHEET 175</div>	CADD FILENAME C271.dwg		
	E	18AUG10				DRAWN BY T. LUNA	SIZE D			SCALE 1"=100'H; 1"=10'V	CONTRACT NO.	
	D	24JUN10				CHECKED BY J. MAHER						
	C	18JUN10				IN CHARGE J. MAHER						
	B	31AUG09				DATE 03JUL08						
	A	12AUG08										
REV	DATE	BY	SUB	APP	DESCRIPTION				REV. F	SHEET NO. C275	PAGE NO.	

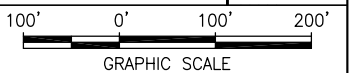




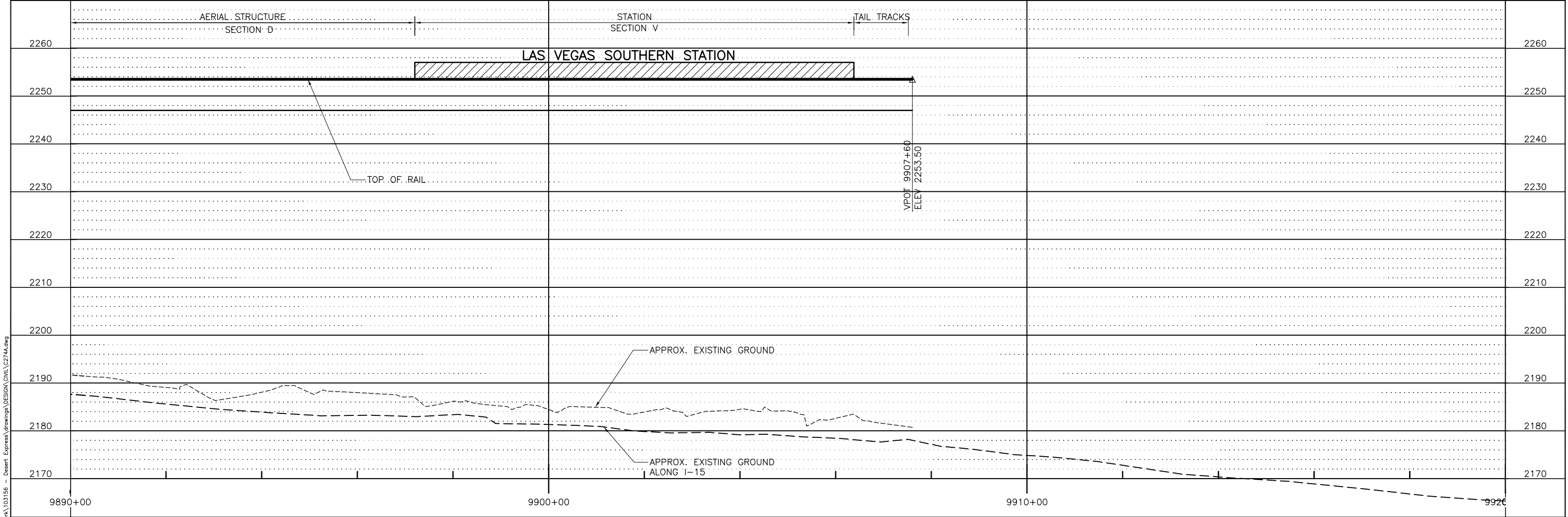
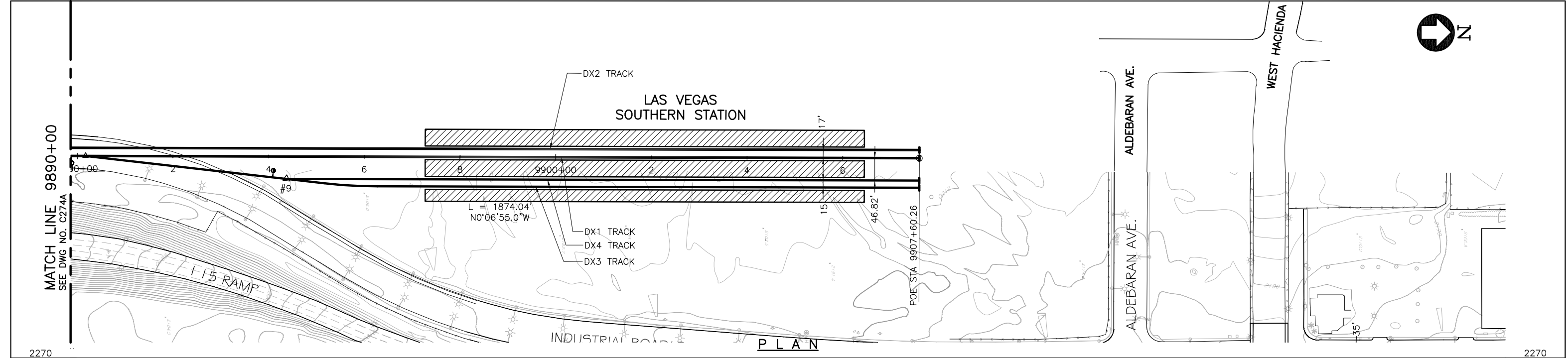
P L A N



PROFILE

<





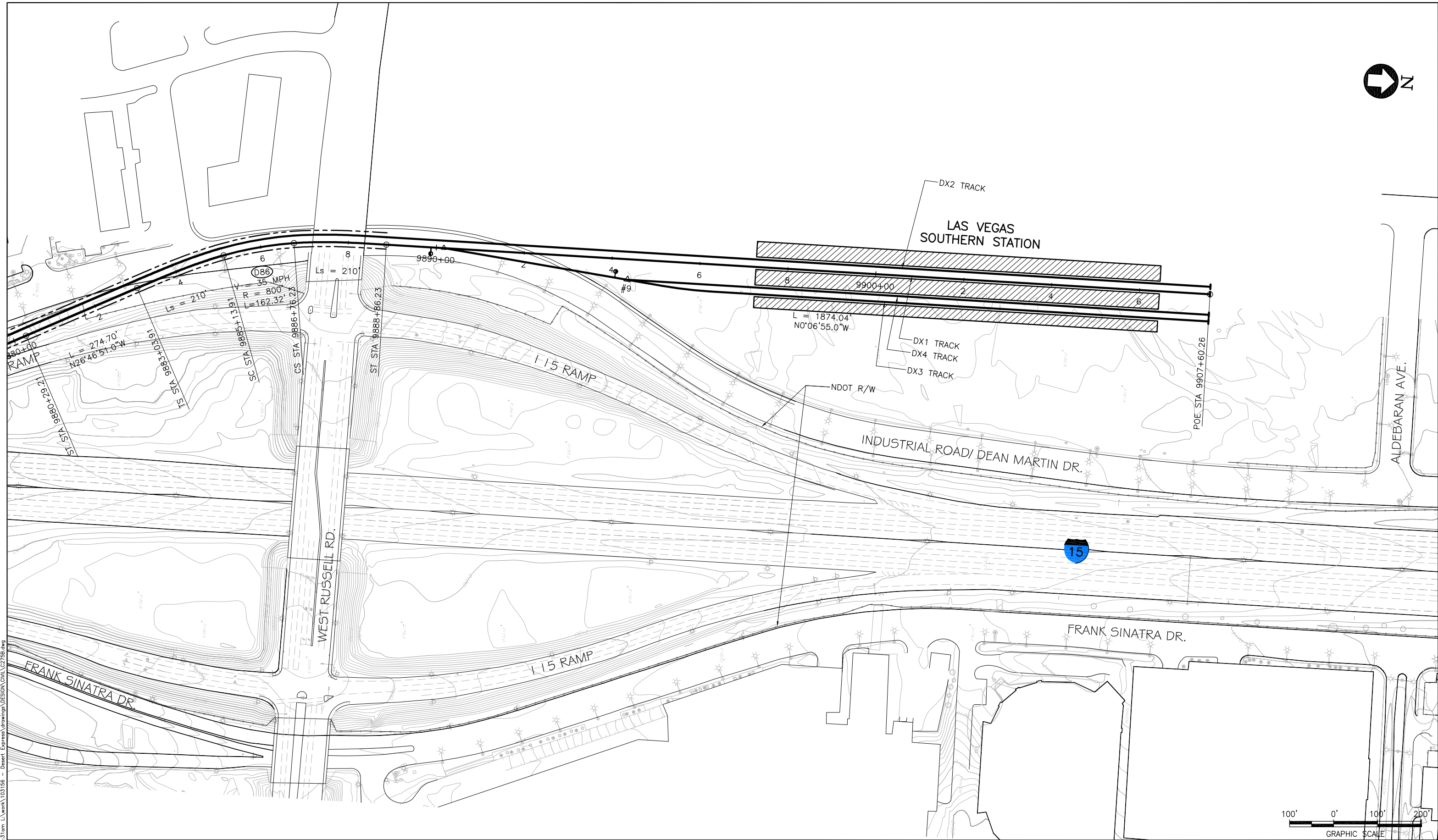
Mar 07, 2011 - 10:31 am L:\Junit

						DESIGNED BY T. LUNA	<div><div><div>EARTH TECH</div><div>AECOM</div></div><div>2101 Webster St., Suite 1000 Oakland, CA 94612 Phone: (510) 419-6000 Fax: (510) 419-5355 F-C-196</div></div>	<div>DESERTXPRESS</div> <div>PLAN AND PROFILE SEGMENT 6, ALTERNATIVE B STA. DX1 9890+00 TO DX1 9907+60 SHEET 275A</div>	CADD FILENAME C274A.dwg		
					DRAWN BY T. LUNA	SIZE D			SCALE 1"=100'H; 1"=10'V		
					CHECKED BY J. MAHER	CONTRACT NO.					
A	01MAR11				ISSUED FOR FINAL EIS PLAN SET	REV. A			SHEET NO. C275A	PAGE NO.	
REV	DATE	BY	SUB	APP	DESCRIPTION	DATE 18FEB11					

100'0'100'200'

GRAPHIC SCALE

\\na01\proj\2011\03156 - Desert Express\Drawings\DESIGN\Civil\2274A.dwg  
10:31am L:\work\103156 - Desert Express\Drawings\DESIGN\Civil\2274A.dwg  
Mar 07, 2011



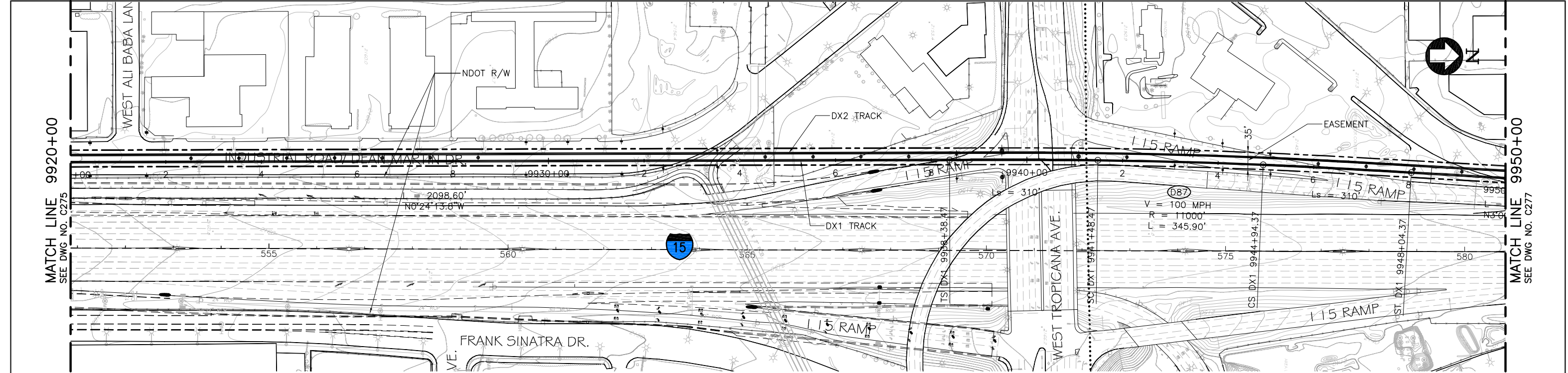
\\nrc\Mar 07, 2011 - 10:31am L:\work\103156 - Desert Express\Drawings\DESIGN\Civil\275B.dwg

					DESIGNED BY T. LUNA
					DRAWN BY T. LUNA
					CHECKED BY J. MAHER
					IN CHARGE J. MAHER
					DATE 18FEB10
REV	DATE	BY	SUB	APP	DESCRIPTION
A	01MAR11				ISSUED FOR FINAL ESI PLAN SET

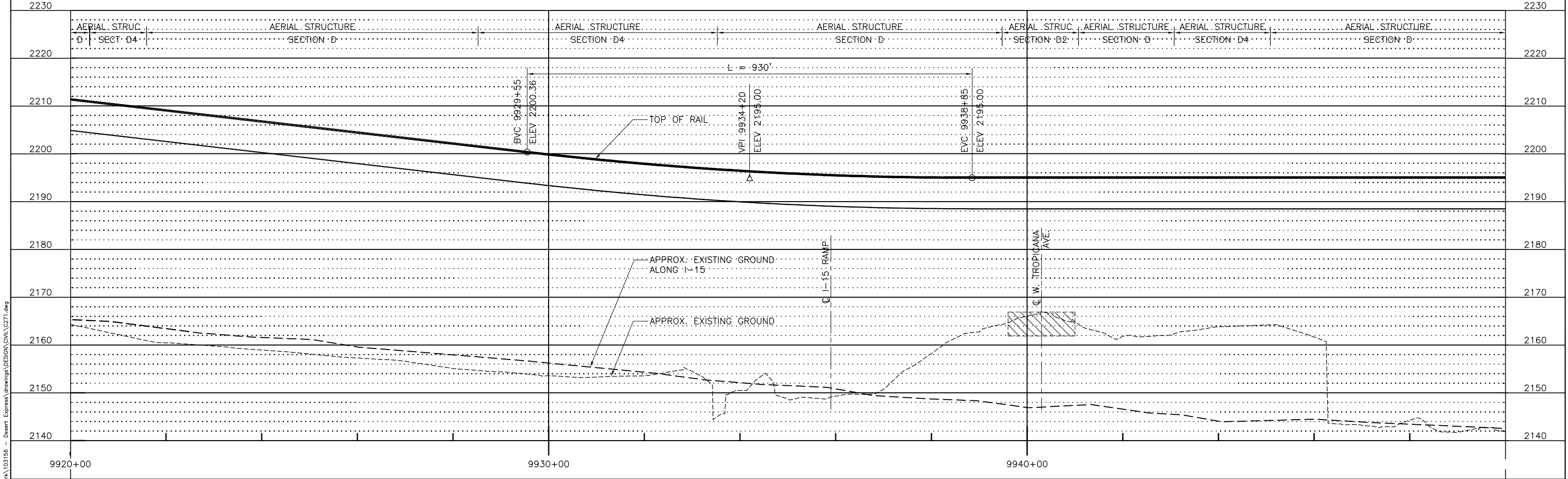
EARTH TECH | AECOM

2101 Webster St., Suite 1000  
Oakland, CA 94612  
Phone: (510) 419-6000  
Fax: (510) 419-5355  
F-C-197

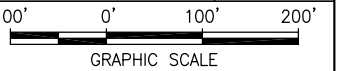
DESERTXPRESS			CADD FILENAME C275B.dwg	
PLAN			SIZE D	SCALE 1"=100'-0"
SEGMENT 6, ALTERNATIVE B LAS VEGAS SOUTHERN STATION SHEET 275B			CONTRACT NO.	
REV. A	SHEET NO. C275B		PAGE NO.	



P L A N

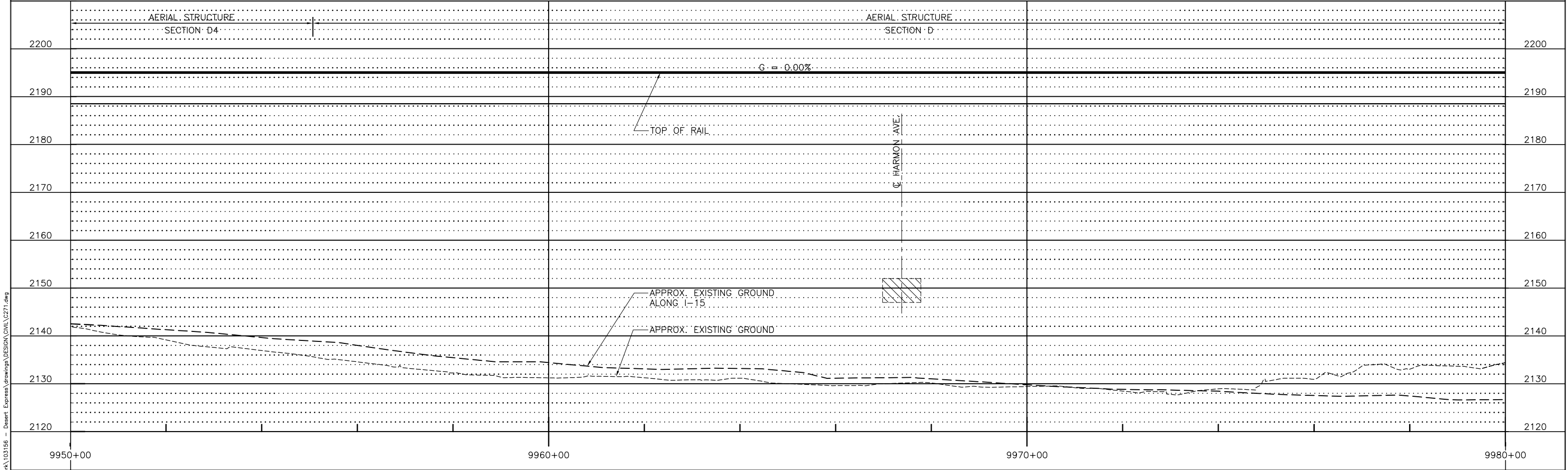
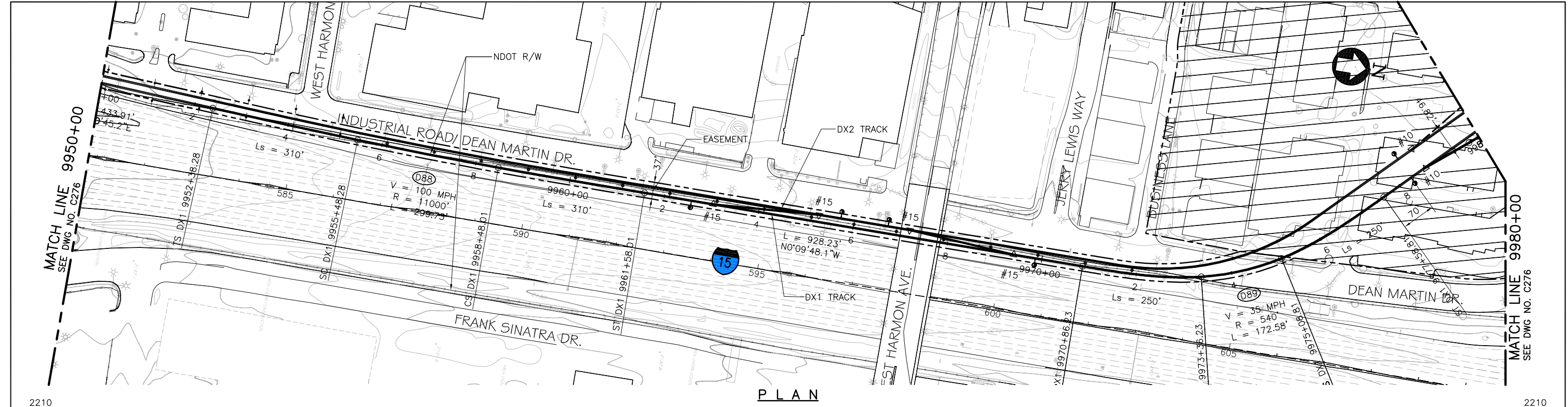


P R O F I L E



Mar 07, 2011  <
---





REV

DATE

BY

SUB

APP

DESCRIPTION

F

01MAR11

ISSUED FOR FINAL EIS PLAN SET

E

18AUG10

D

24JUN10

C

18JUN10

B

31AUG09

A

12AUG08

DESIGNED BY

T. LUNA

DRAWN BY

T. LUNA

CHECKED BY

J. MAHER

IN CHARGE

J. MAHER

DATE

16DEC08

EARTH TECH

AECOM

2101 Webster St., Suite 1000

Oakland, CA 94612

Phone: (510) 419-6000

Fax: (510) 419-5355

F-C-199

DESERTXPRESS

PLAN AND PROFILE

SEGMENT 6, ALTERNATIVE B

STA. DX1 9950+00 TO DX1 9980+00

SHEET 177

CADD FILENAME

C271.dwg

SIZE

SCALE

D

1"=100'H; 1"=10'V

CONTRACT NO.

REV.

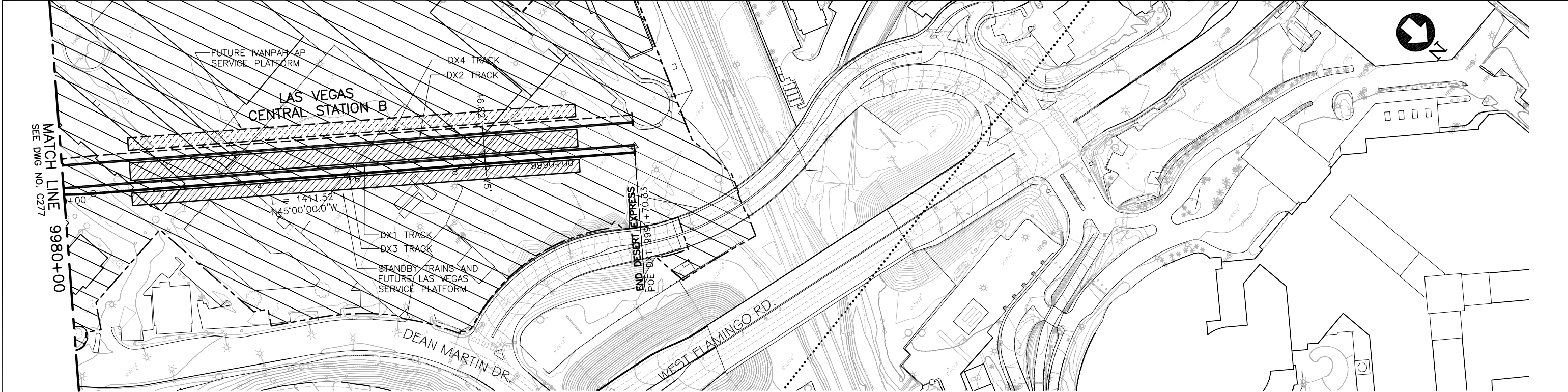
F

SHEET NO.

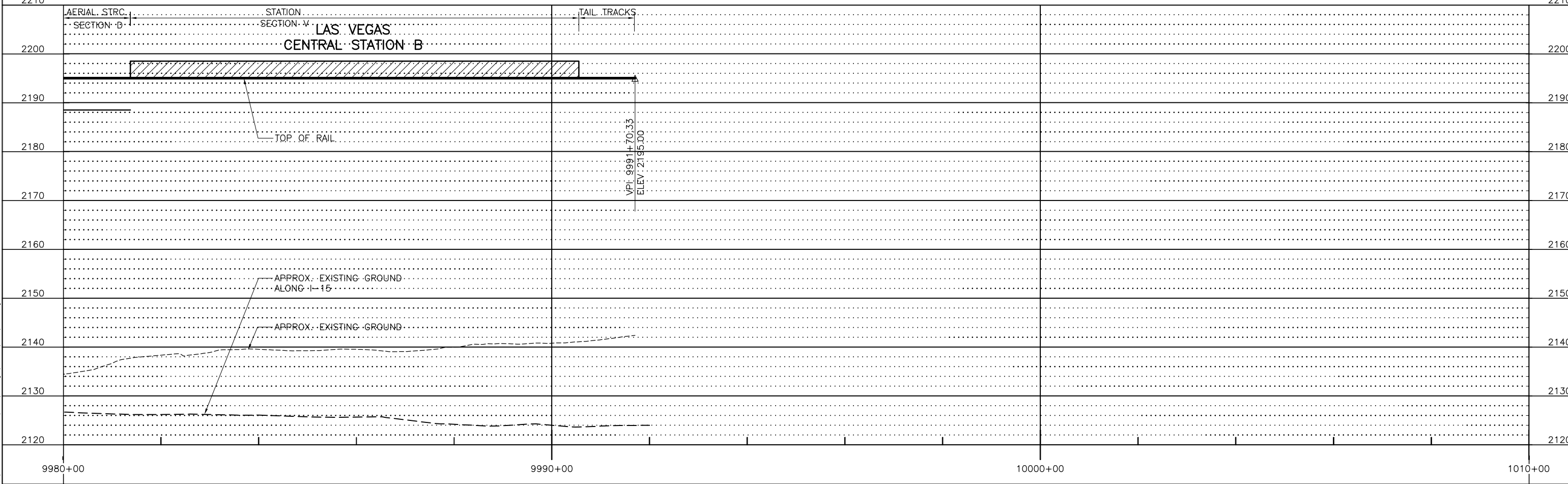
C277

PAGE NO.

\\nrc\Mar 07, 2011 10:28am L:\work\103156 - Desert Express\Drawings\DESIGN\Civil\C271.dwg



P L A N



P R O F I L E

E	01MAR11				ISSUED FOR FINAL EIS PLAN SET	DESIGNED BY T. LUNA
D	18AUG10					DRAWN BY T. LUNA
C	18JUN10					CHECKED BY J. MAHER
B	31AUG09					IN CHARGE J. MAHER
A	12AUG08					DATE 22DEC08
REV	DATE	BY	SUB	APP	DESCRIPTION	

EARTH TECH | AECOM

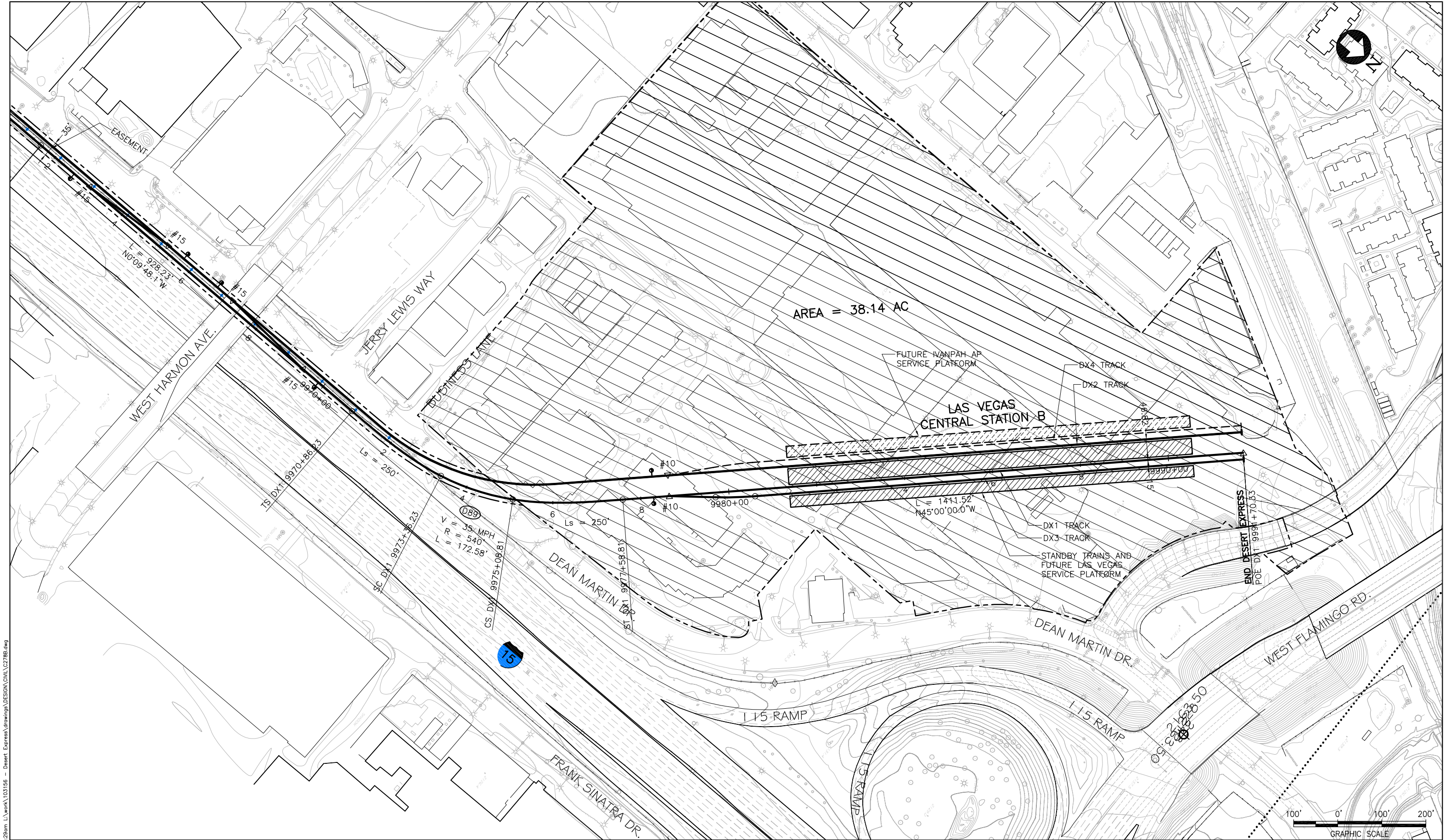
2101 Webster St., Suite 1000  
Oakland, CA 94612  
Phone: (510) 419-6000  
Fax: (510) 419-5355  
F-C-200

DESERTXPRESS  
PLAN AND PROFILE  
SEGMENT 6, ALTERNATIVE B  
STA. DX1 9980+00 TO DX1 9991+70  
SHEET 178

CADD FILENAME C271.dwg		
SIZE D	SCALE 1"=100'H; 1"=10'V	
CONTRACT NO.		
REV. E	SHEET NO. C278	PAGE NO.

\\na01\proj\103156 - Desert Express\Drawings\DESIGN\Civil\C271.dwg  
10/28/2011 10:28am L:\work\103156 - Desert Express\Drawings\DESIGN\Civil\C271.dwg





\\na01\proj\103156 - Desert Express\Drawings\DESIGN\Civil\2278B.dwg  
Mar 07, 2011 10:29am L:\work\103156 - Desert Express\Drawings\DESIGN\Civil\2278B.dwg  
Unit:

E	01MAR11				ISSUED FOR FINAL EIS PLAN SET	DESIGNED BY T. LUNA
D	19NOV10					DRAWN BY T. LUNA
C	25JUN10					CHECKED BY J. MAHER
B	31AUG09					IN CHARGE J. MAHER
A	12AUG08					DATE 20AUG09
REV	DATE	BY	SUB	APP	DESCRIPTION	

EARTH TECH | AECOM

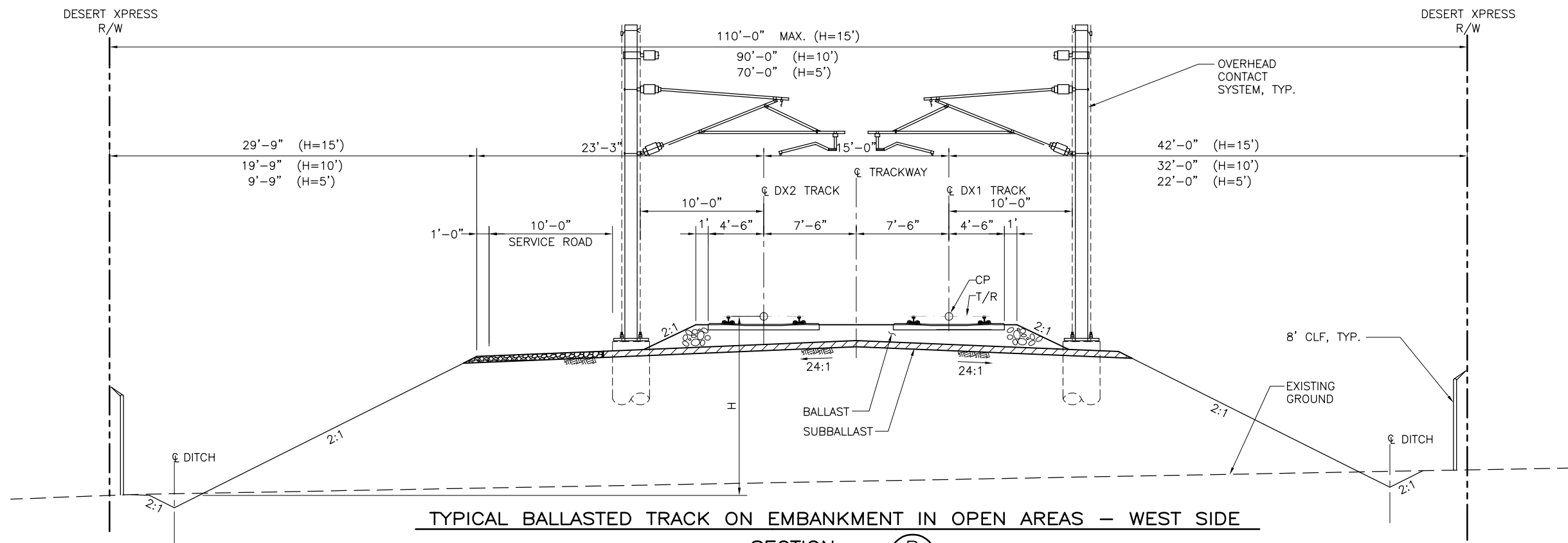
2101 Webster St., Suite 1000  
Oakland, CA 94612  
Phone: (510) 419-6000  
Fax: (510) 419-5355  
F-C-201

DESERTXPRESS

PLAN  
SEGMENT 6, ALTERNATIVE B  
LAS VEGAS CENTRAL STATION B  
SHEET 178B

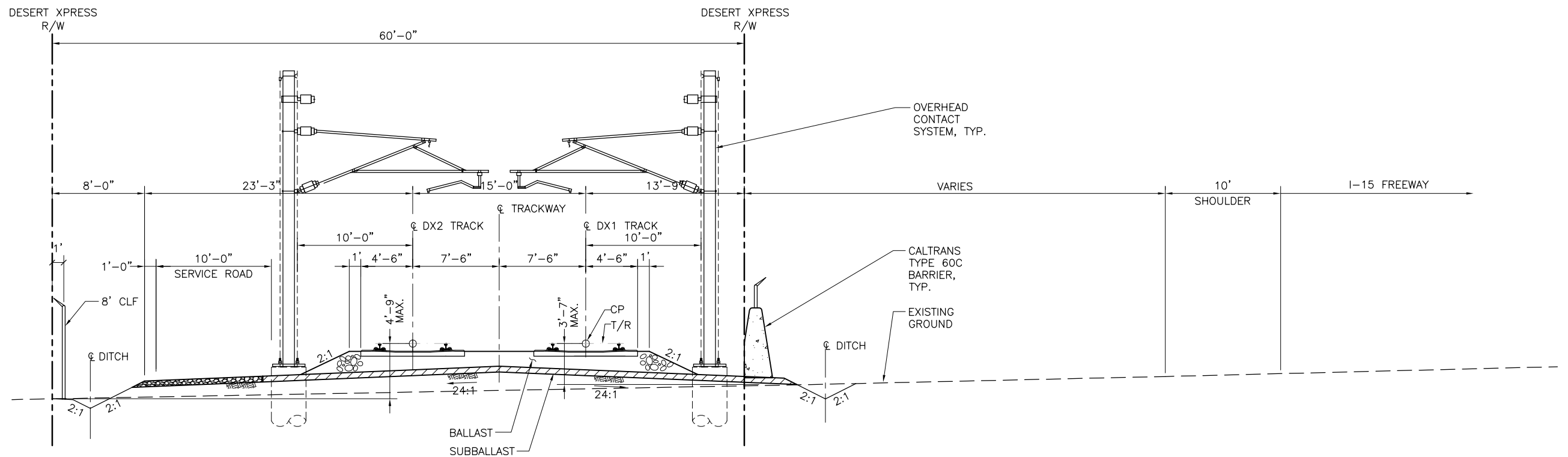
CADD FILENAME		
C278B.dwg		
SIZE	SCALE	
D	1"=100'-0"	
CONTRACT NO.		
REV.	SHEET NO.	PAGE NO.
E	C278B	





SECTION B

SCALE: 1"=5'



SECTION A

SCALE: 1"=5'

Mar 07, 2011 10:36am L:\work\103156 - Desert Express\Drawings\DESIGN\Civil\C501.dwg

REV	DATE	BY	SUB	APP	DESCRIPTION
C	01MAR11				ISSUED FOR FINAL EIS PLAN SET
B	31AUG09				
A	12AUG08				

DESIGNED BY	T. LUNA
DRAWN BY	T. LUNA
CHECKED BY	J. MAHER
IN CHARGE	J. MAHER
DATE	11AUG08

EARTH TECH | AECOM

2101 Webster St., Suite 1000  
Oakland, CA 94612  
Phone: (510) 419-6000  
Fax: (510) 419-5355  
F-C-202

DESERTXPRESS

TYPICAL SECTIONS

SHEET 1

CADD FILENAME		
C501.dwg		
SIZE	SCALE	
D	1"=5'-0"	
CONTRACT NO.		
REV.	SHEET NO.	PAGE NO.
C	C501	



CADD FILENAME C502.dwg		
SIZE D	SCALE 1"=5'-0"	
CONTRACT NO.		
REV. D	SHEET NO. C502	PAGE NO.







DESIGNED BY T. LUNA
DRAWN BY T. LUNA
CHECKED BY J. MAHER
IN CHARGE J. MAHER
DATE 11AUG08

2101 Webster St., Suite 1000  
Oakland, CA 94612  
Phone: (510) 419-6000  
Fax: (510) 419-5355  
F-C-205

## TYPICAL SECTIONS

CADD FILENAME C504.dwg		
SIZE D	SCALE 1"=5'-0"	
CONTRACT NO.		
REV. C	SHEET NO. C504	PAGE NO.

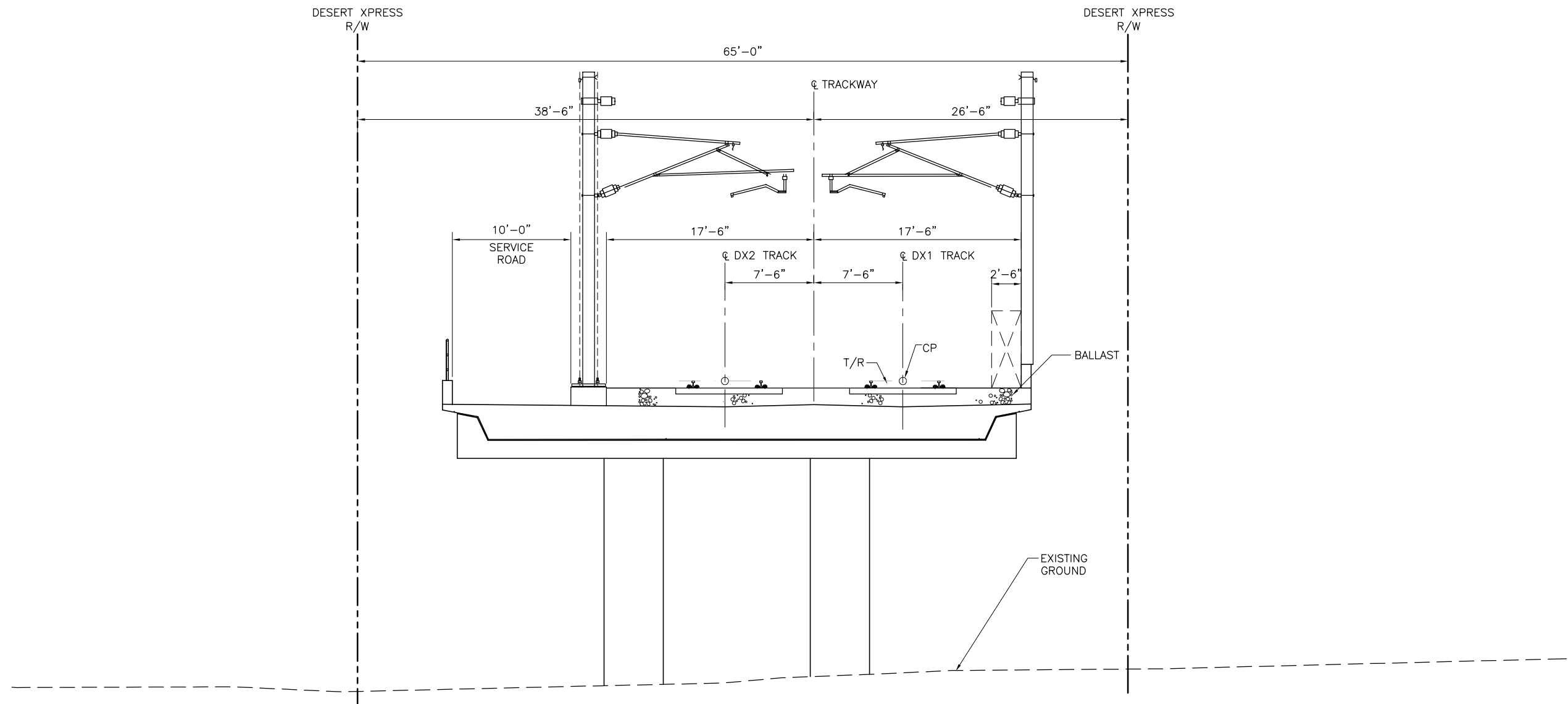




A diagram showing a semi-circle with its center labeled  $K$ .



\\jc0101\proj\103156 - Desert Express\Drawings\DESIGN\CIVIL\C507.dwg  
Mar 07, 2011 - 10:39am L:\work\103156 - Desert Express\Drawings\DESIGN\CIVIL\C507.dwg



TYPICAL BALLASTED TRACK ON AERIAL STRUCTURE WITH SERVICE ROAD IN OPEN AREAS

SECTION L  
SCALE: 1"=5'

REV	DATE	BY	SUB	APP	DESCRIPTION	DESIGNED BY T. LUNA
C	01MAR11				ISSUED FOR FINAL EIS PLAN SET	DRAWN BY T. LUNA
B	31AUG09					CHECKED BY J. MAHER
A	12AUG08					IN CHARGE J. MAHER
						DATE 19SEP08

**EARTH TECH** | **AECOM**

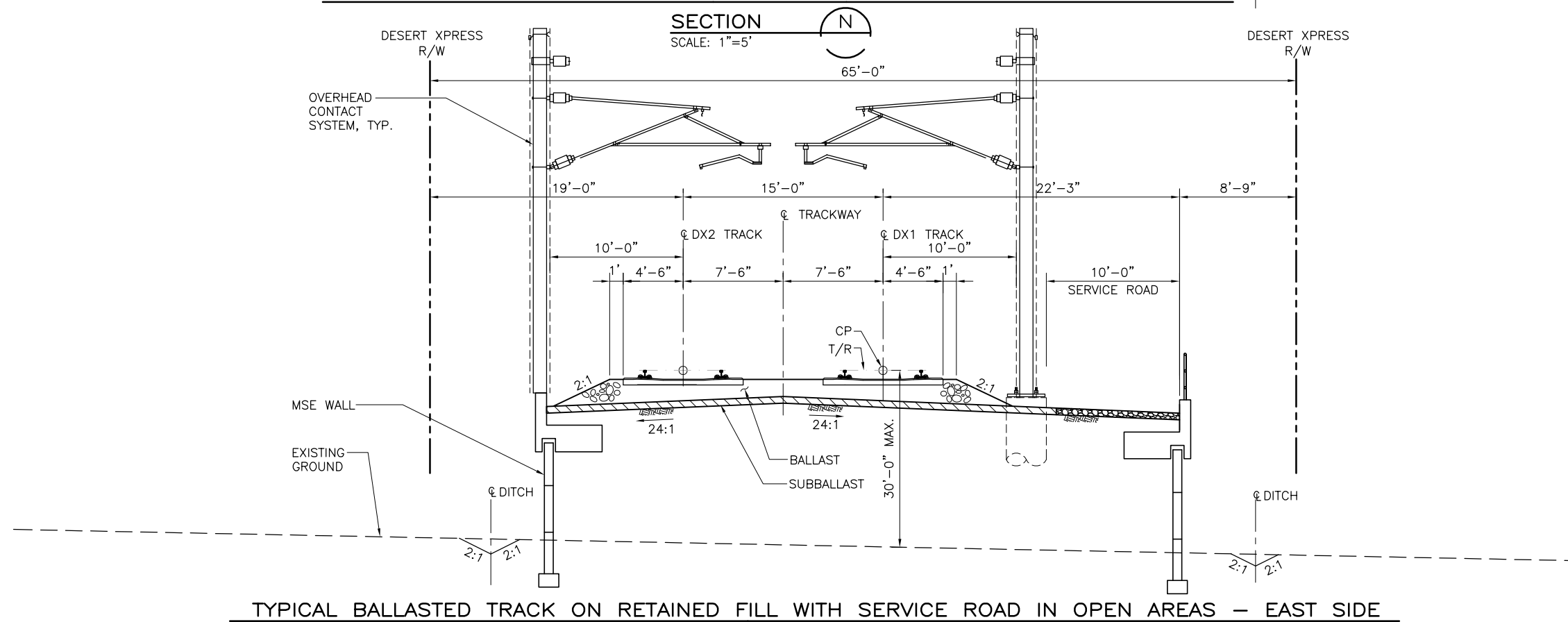
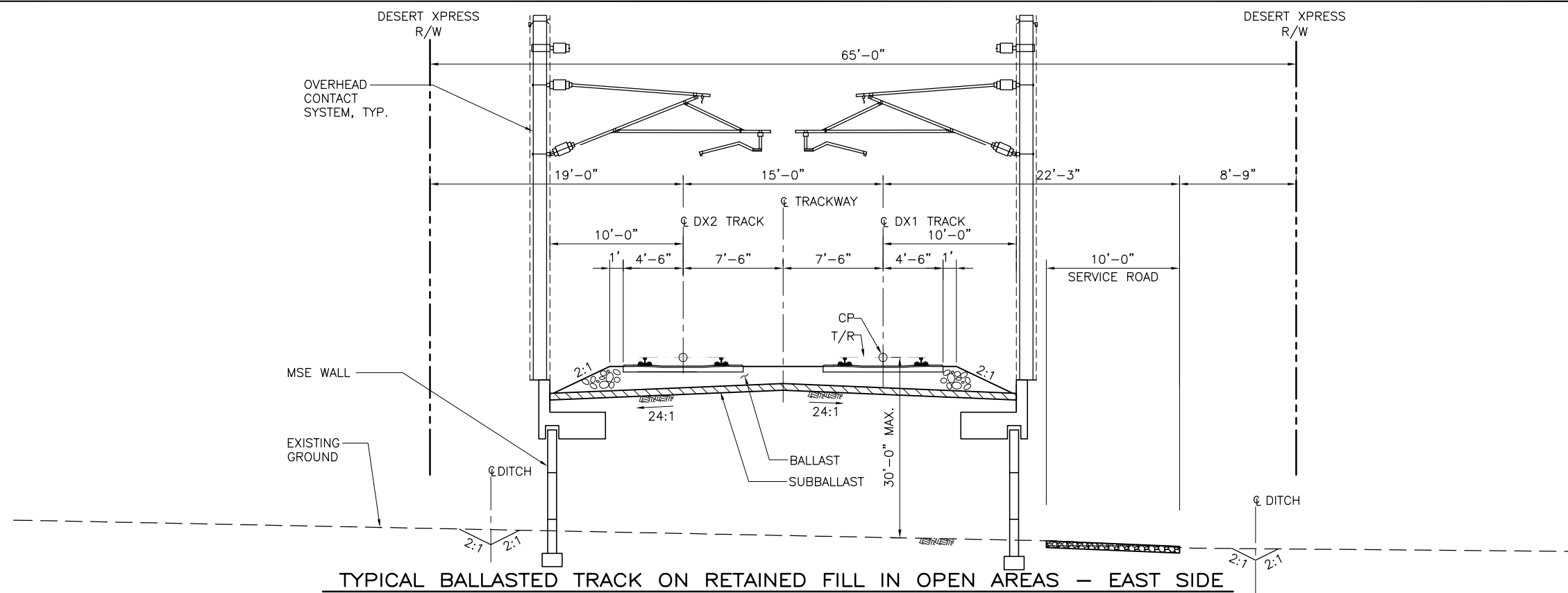
2101 Webster St., Suite 1000  
Oakland, CA 94612  
Phone: (510) 419-6000  
Fax: (510) 419-5355  
F-C-208

**DESERTXPRESS**

TYPICAL SECTIONS

SHEET 7

CADD FILENAME C507.dwg		
SIZE D	SCALE 1"=5'-0"	
CONTRACT NO.		
REV. C	SHEET NO. C507	PAGE NO.



Project						DESIGNED BY T. LUNA
						DRAWN BY T. LUNA
	C	01MAR11			ISSUED FOR FINAL EIS PLAN SET	CHECKED BY J. MAHER
	B	31AUG09				IN CHARGE J. MAHER
	A	12AUG08				DATE 19SEP08
	REV	DATE	BY	SUB	APP	DESCRIPTION

DESIGNED BY	T. LUNA
DRAWN BY	T. LUNA
CHECKED BY	J. MAHER
IN CHARGE	J. MAHER
DATE	19SEP08

**EARTH TECH** | **AECOM**

2101 Webster St., Suite 1000  
Oakland, CA 94612  
Phone: (510) 419-6000  
Fax: (510) 419-5355  
F-C-209

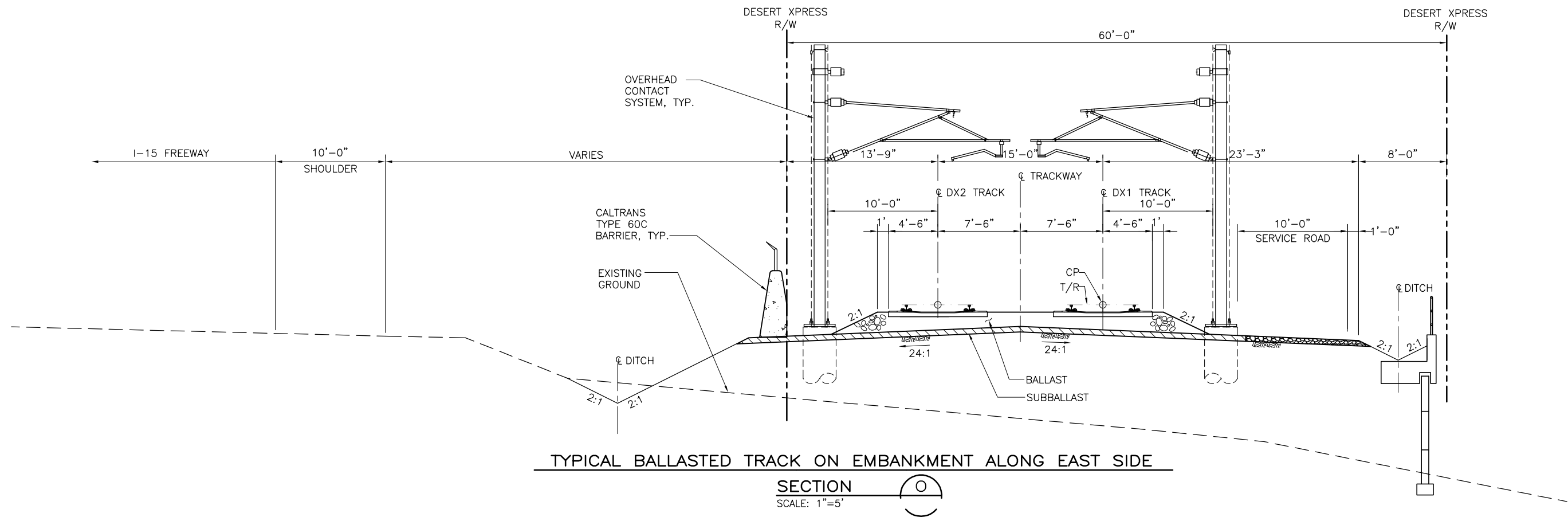
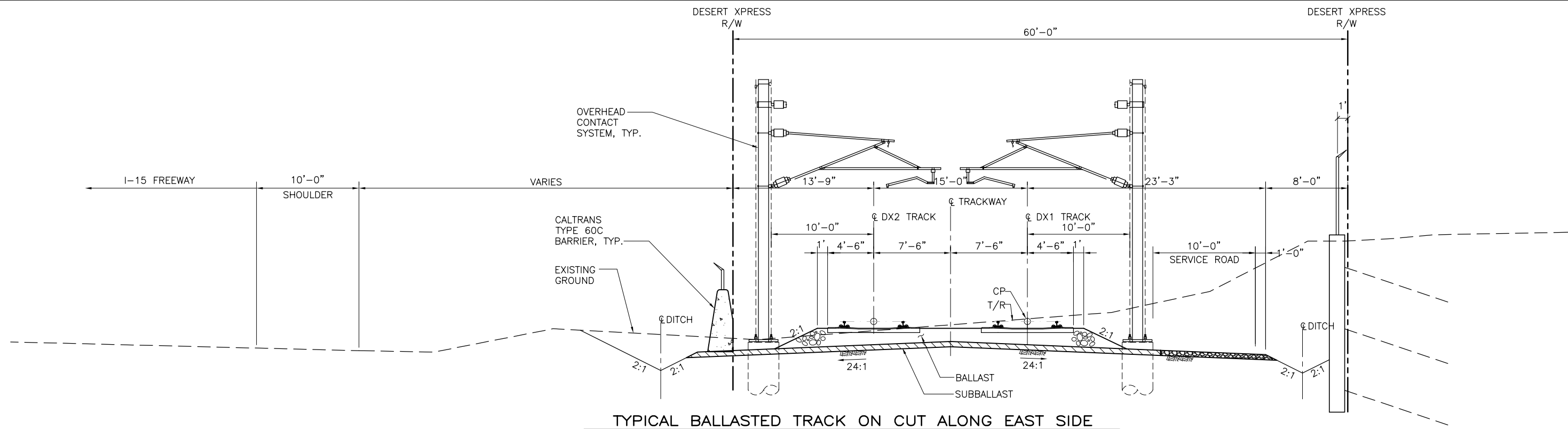
DESERTXPRESS

## TYPICAL SECTIONS

SHEET 8

CADD FILENAME C508.dwg		
SIZE D	SCALE 1"=5'-0"	
CONTRACT NO.		
REV. C	SHEET NO. C508	PAGE NO.

\\nrc\Mar 07, 2011 - 10:40am L:\work\103156 - Desert Express\Drawings\DESIGN\Civil\C509.dwg



REV	DATE	BY	SUB	APP	DESCRIPTION
C	01MAR11				ISSUED FOR FINAL EIS PLAN SET
B	31AUG09				
A	12AUG08				

DESIGNED BY T. LUNA	
DRAWN BY T. LUNA	
CHECKED BY J. MAHER	
IN CHARGE J. MAHER	
DATE 19SEP08	

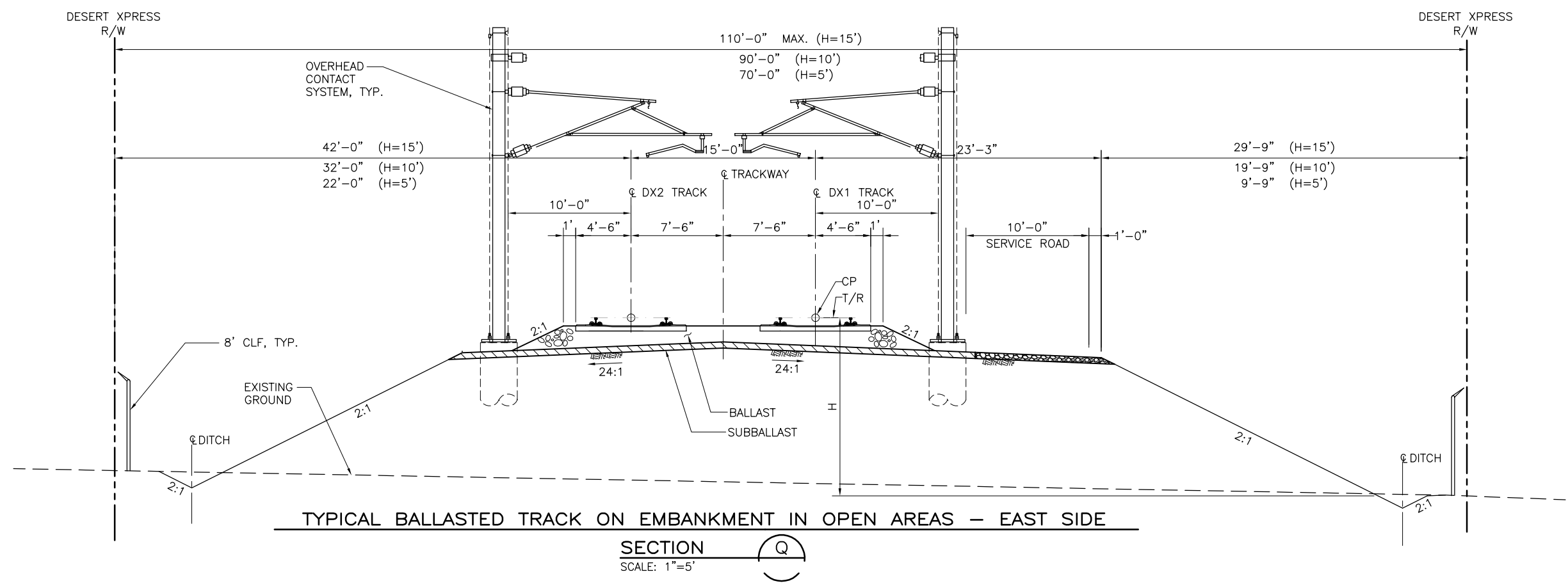
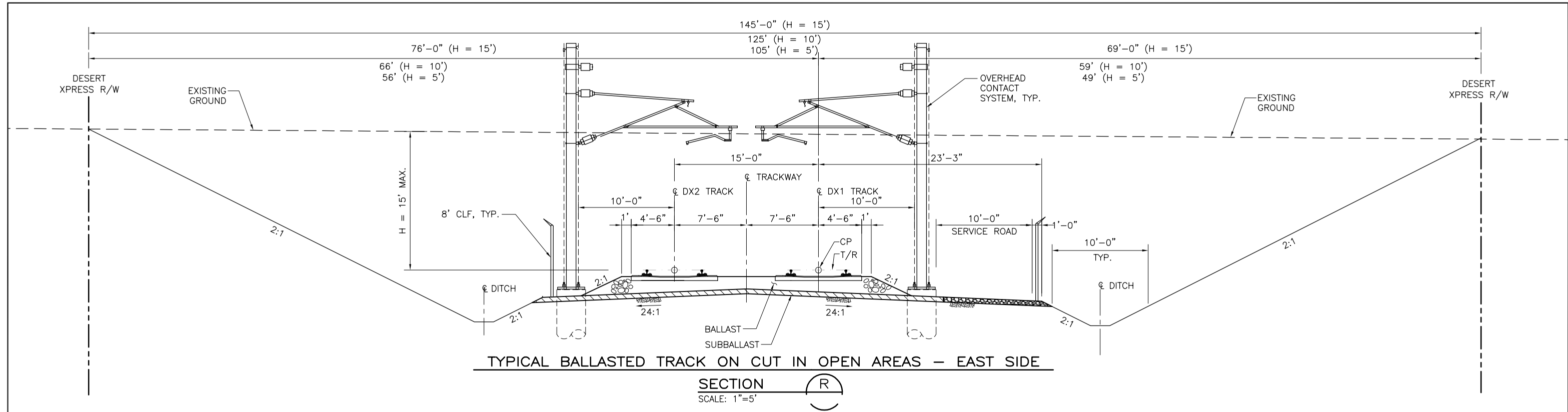
EARTH TECH

AECOM

2101 Webster St., Suite 1000  
Oakland, CA 94612  
Phone: (510) 419-6000  
Fax: (510) 419-5355  
F-C-210

DESERTXPRESS			CADD FILENAME C509.dwg
TYPICAL SECTIONS			SIZE SCALE D 1"=5'-0"
SHEET 9			CONTRACT NO.
REV. C	SHEET NO. C509	PAGE NO.	





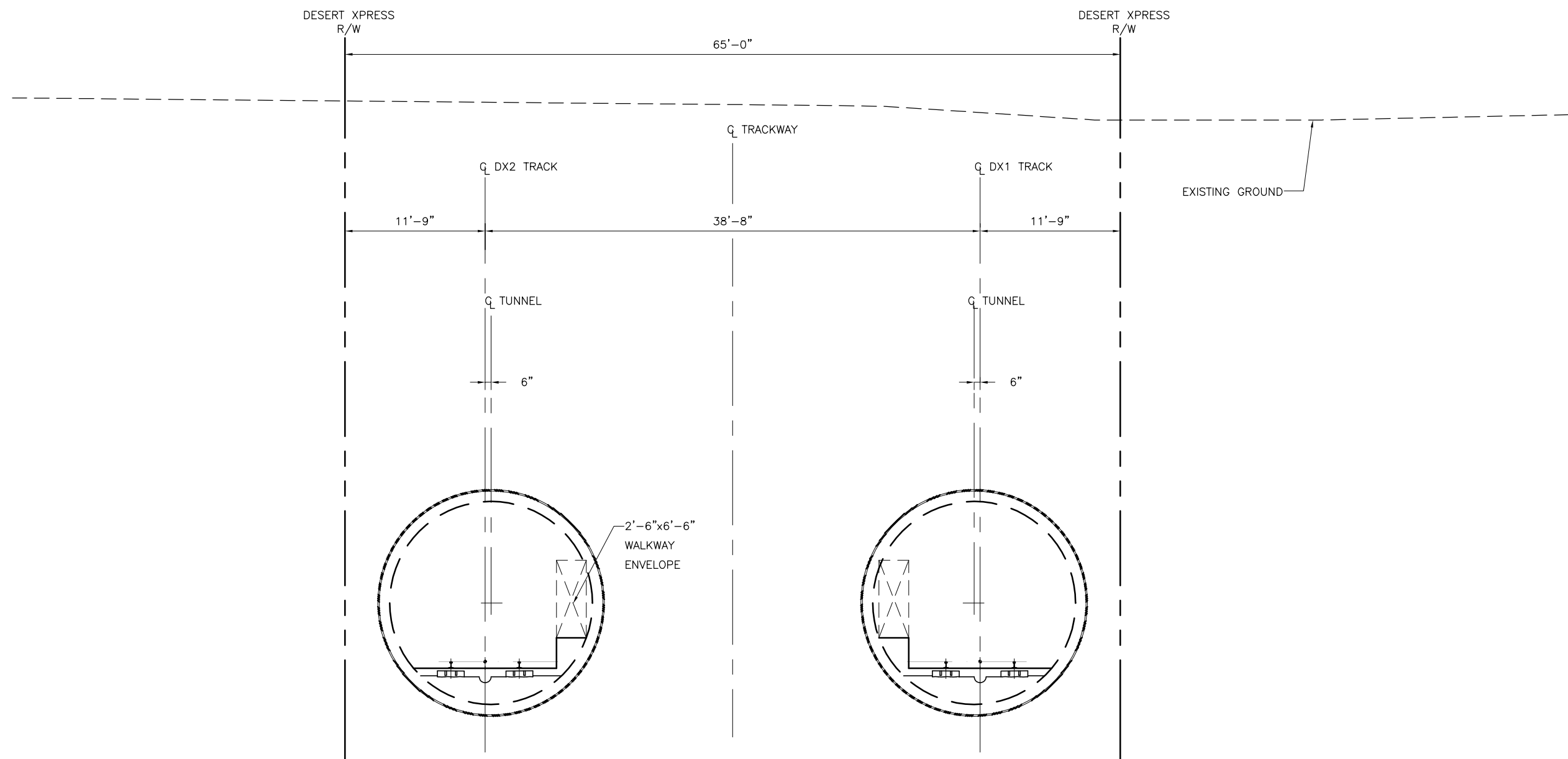
Mar 07, 2011 10:40am L:\work\103156 - Desert Express\Drawings\DESIGN\Civil\CS10.dwg  
 User: jma

REV	DATE	BY	SUB	APP	DESCRIPTION
C	01MAR11				ISSUED FOR FINAL EIS PLAN SET
B	31AUG09				
A	12AUG08				

DESIGNED BY T. LUNA	<div style="display: flex; align-items: center;"> <div style="flex: 1;"> <b>EARTH TECH   AECOM</b> </div> <div style="flex: 1; font-size: 0.8em;">           2101 Webster St., Suite 1000            Oakland, CA 94612            Phone: (510) 419-6000            Fax: (510) 419-5355  <b>F-C-211</b> </div> </div>
DRAWN BY T. LUNA	
CHECKED BY J. MAHER	
IN CHARGE J. MAHER	
DATE 19SEP08	

<b>DESERTXPRESS</b> TYPICAL SECTIONS		CADD FILENAME C510.dwg	
		SIZE D	SCALE 1"=5'-0"
SHEET 10		REV. C	SHEET NO. C510
		PAGE NO.	

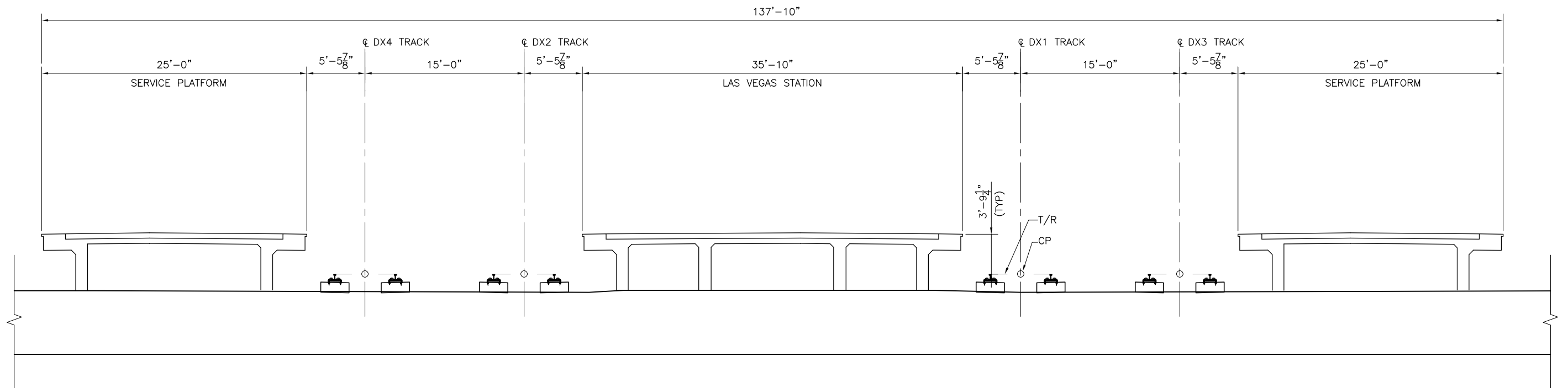




Mar 07, 2011 - 10:41am L:\work\103156 - Desert Express\drawings\DESIGN\CIVIL\C512.dwg



\\jc0101\proj\103156 - Desert Express\Drawings\DESIGN\DWG\C513.dwg  
10:42am 10/3/16  
Mar 07, 2011



TYPICAL DIRECT FIXATION TRACK AT LAS VEGAS STATION

SECTION V  
SCALE: 1"=5'

REV	DATE	BY	SUB	APP	DESCRIPTION	DESIGNED BY T. LUNA	DRAWN BY T. LUNA	CHECKED BY J. MAHER	IN CHARGE J. MAHER	DATE 17DEC08
C	01MAR11				ISSUED FOR FINAL EIS PLAN SET					
B	31AUG09									
A	12AUG08									

EARTH TECH | AECOM

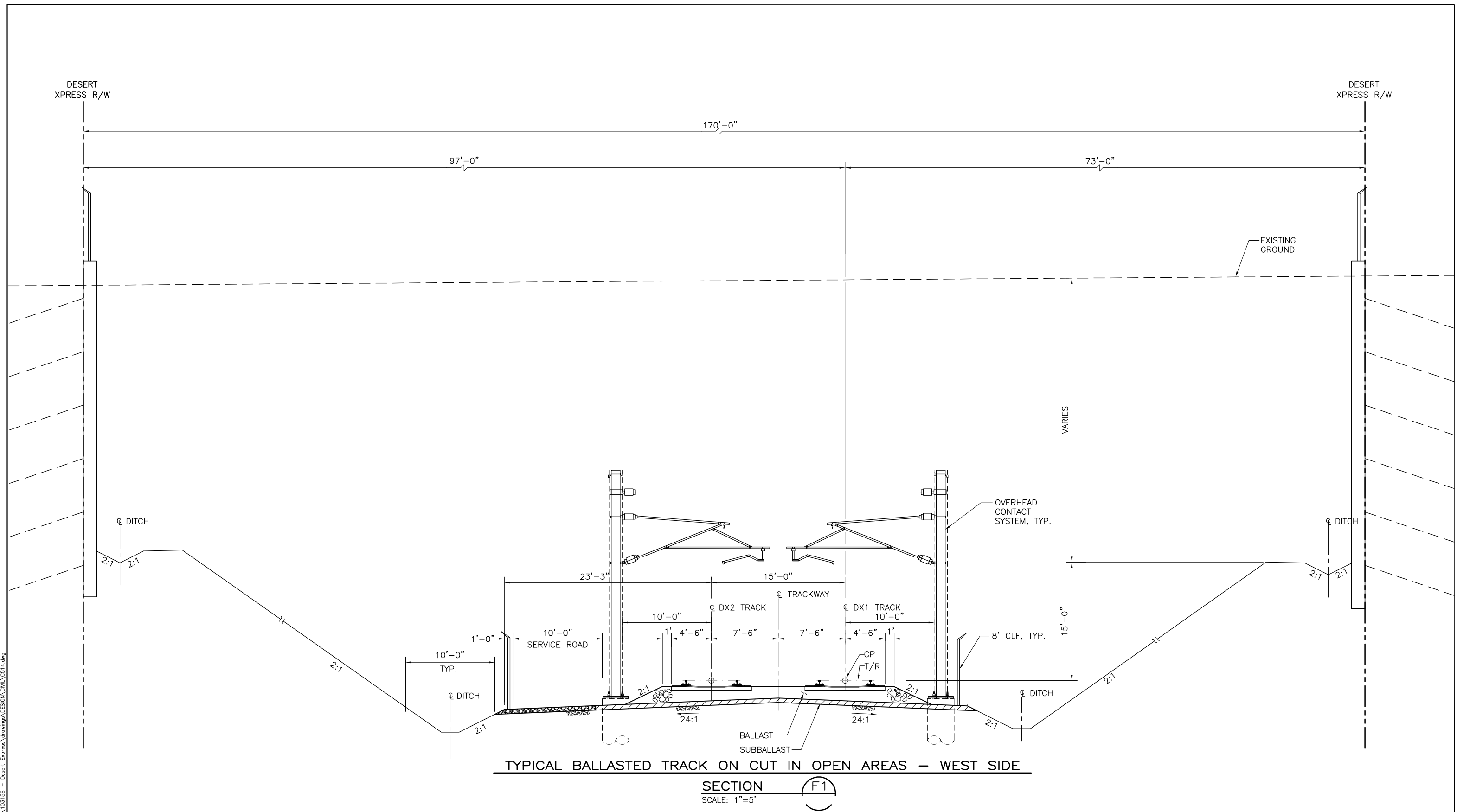
2101 Webster St., Suite 1000  
Oakland, CA 94612  
Phone: (510) 419-6000  
Fax: (510) 419-5355  
F-C-214

DESERTXPRESS

TYPICAL SECTIONS

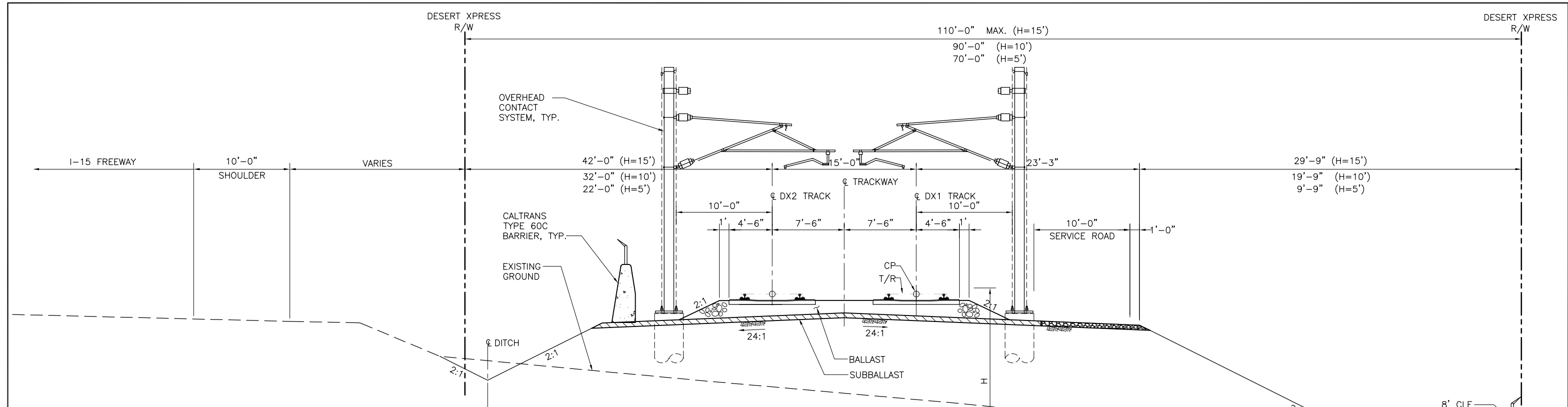
SHEET 13

CADD FILENAME		
C513.dwg		
SIZE	SCALE	
D	1"=5'-0"	
CONTRACT NO.		
REV.	SHEET NO.	PAGE NO.
C	C513	

[illegible]

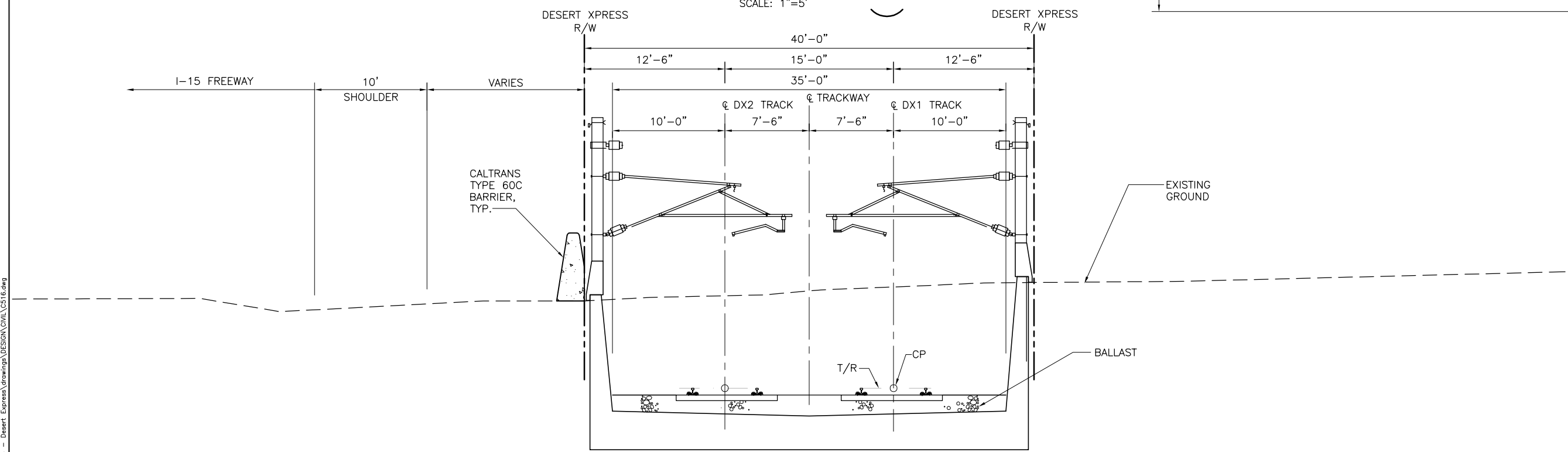






**TYPICAL BALLASTED TRACK ON EMBANKMENT ALONG EAST SIDE**

**SECTION X**  
SCALE: 1"=5'



**TYPICAL BALLASTED TRACK IN RETAINED CUT AT EAST SIDE OF I-15**

**SECTION W**  
SCALE: 1"=5'

DESIGNED BY T. LUNA
DRAWN BY T. LUNA
CHECKED BY J. MAHER
IN CHARGE J. MAHER
DATE 04DEC09

REV	DATE	BY	SUB	APP	DESCRIPTION
B	01MAR11				ISSUED FOR FINAL EIS PLAN SET
A	04DEC09				

**EARTH TECH | AECOM**

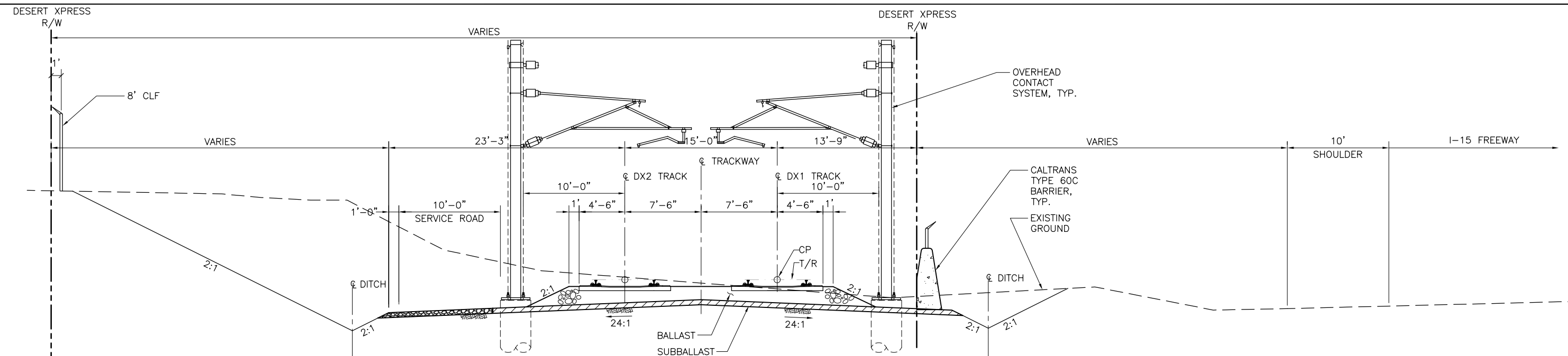
2101 Webster St., Suite 1000  
Oakland, CA 94612  
Phone: (510) 419-6000  
Fax: (510) 419-5355  
F-C-217

**DESERTXPRESS**  
TYPICAL SECTIONS

SHEET 16

CADD FILENAME		
C516.dwg		
SIZE	SCALE	
D	1"=5'-0"	
CONTRACT NO.		
REV.	SHEET NO.	PAGE NO.
B	C516	

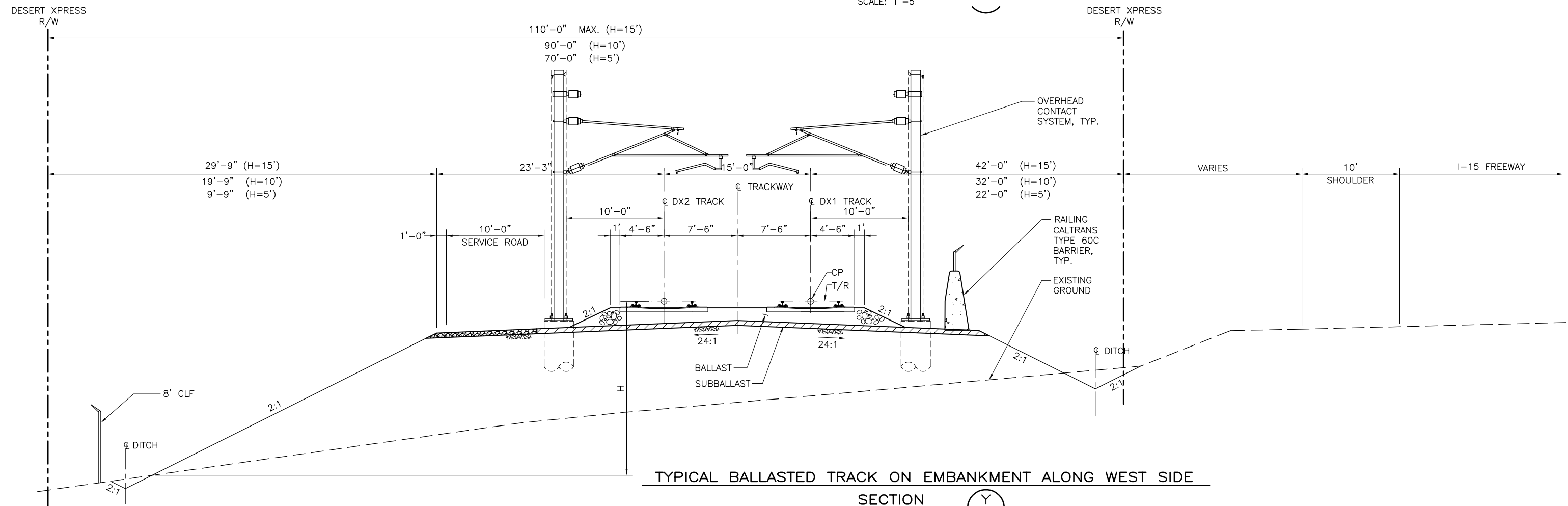
Jun11 Mar 07, 2011 10:43am L:\work\103156 - Desert Express\Drawings\DESIGN\Civil\C516.dwg



TYPICAL BALLASTED TRACK ON CUT ALONG WEST SIDE

SECTION

SCALE: 1"=5'



TYPICAL BALLASTED TRACK ON EMBANKMENT ALONG WEST SIDE

SECTION

SCALE: 1"=5'

unc						DESIGNED BY T. LUNA
						DRAWN BY T. LUNA
						CHECKED BY J. MAHER
	B	01MAR11			ISSUED FOR FINAL EIS PLAN SET	IN CHARGE J. MAHER
	A	11DEC09				DATE 11DEC09
	REV	DATE	BY	SUB	APP	DESCRIPTION

**EARTH TECH** | **AECOM**

2101 Webster St., Suite 1000  
Oakland, CA 94612  
Phone: (510) 419-6000  
Fax: (510) 419-5355  
**F-C-218**

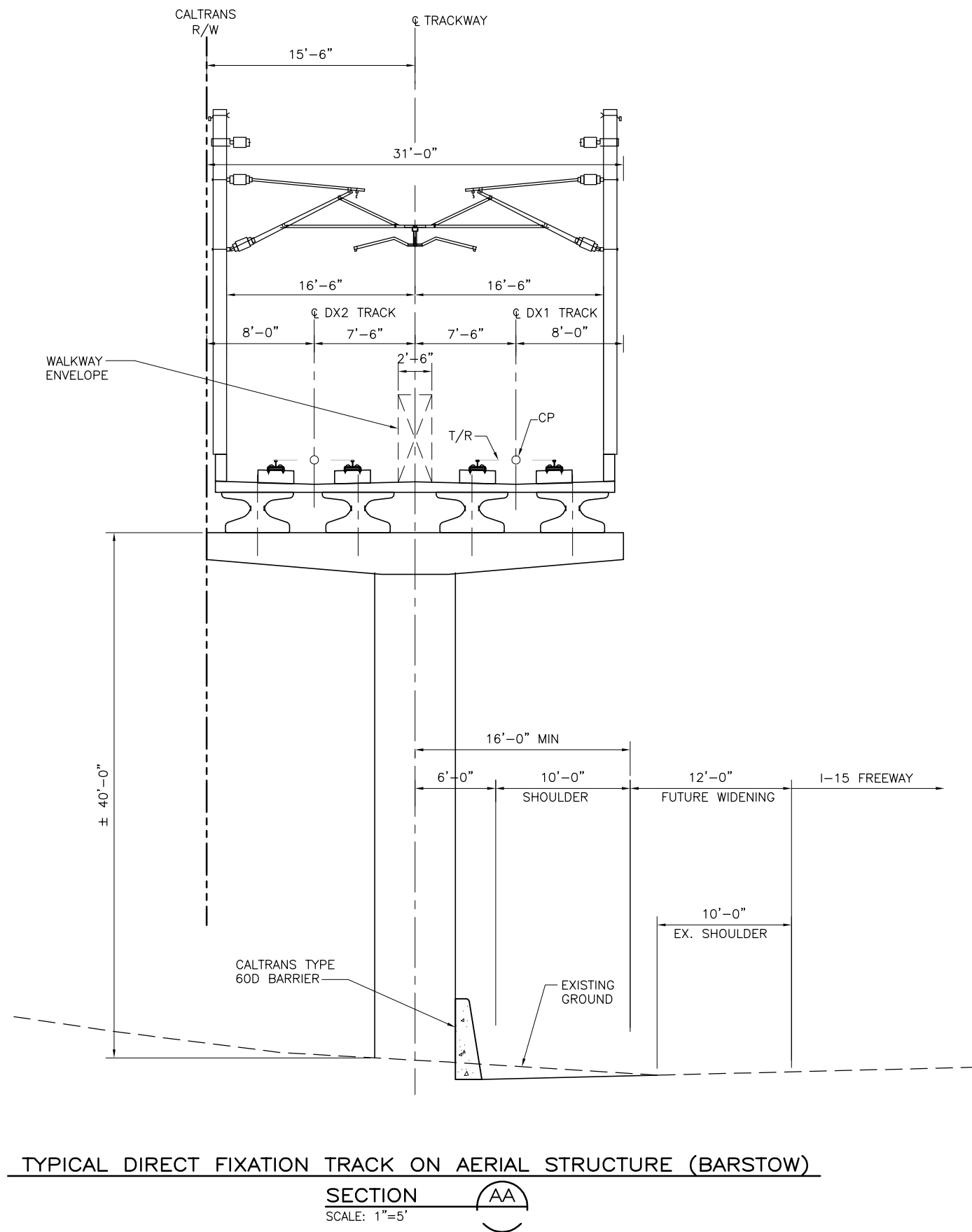
DESERTXPRESS

## TYPICAL SECTIONS

SHEET 17

CADD FILENAME C517.dwg		
SIZE D	SCALE 1"=5'-0"	
CONTRACT NO.		
REV. B	SHEET NO. C517	PAGE NO.

\\jc017\Mar 07, 2011 - 10:44am L:\work\103156 - Desert Express\Drawings\DESIGN\Civil\C518.dwg



TYPICAL DIRECT FIXATION TRACK ON AERIAL STRUCTURE (BARSTOW)

SECTION

AA

SCALE: 1"=5'

REV	DATE	BY	SUB	APP	DESCRIPTION	DESIGNED BY	DATE
C	01MAR11				ISSUED FOR FINAL EIS PLAN SET	T. LUNA	
B	25JUN10				REVISED GIRDER SECTION	T. LUNA	
A	17FEB10					J. MAHER	
						J. MAHER	17FEB10

EARTH TECH | AECOM

2101 Webster St., Suite 1000  
Oakland, CA 94612  
Phone: (510) 419-6000  
Fax: (510) 419-5355  
F-C-219

DESERTXPRESS

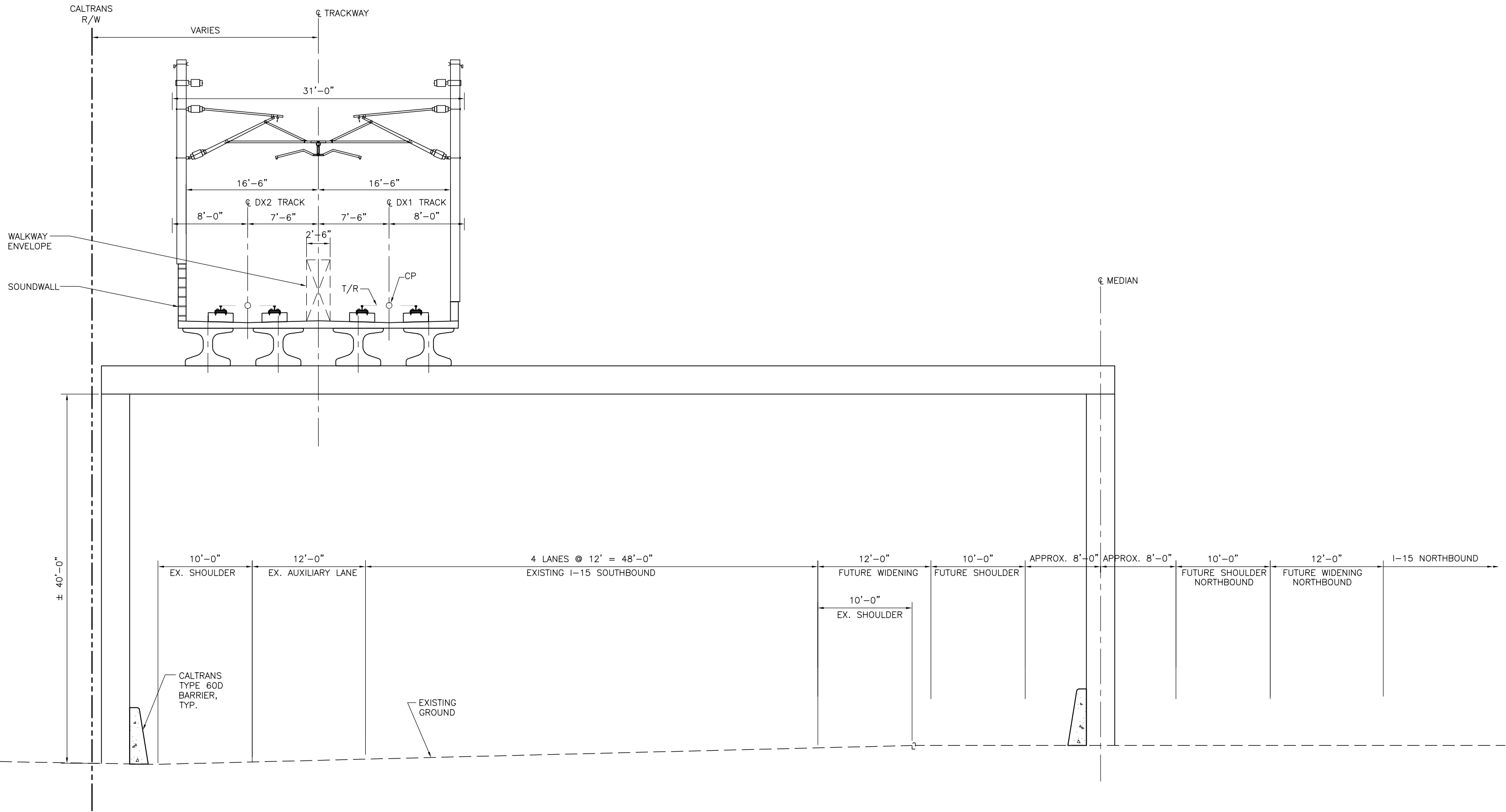
TYPICAL SECTIONS

SHEET 18

CADD FILENAME C518.dwg		
SIZE D	SCALE 1"=5'-0"	
CONTRACT NO.		
REV. C	SHEET NO. C518	PAGE NO.



\\jc0101\proj\103156 - Desert Express\Drawings\DESIGN\DWG\C519.dwg  
10:44am L:\work\103156 - Desert Express\Drawings\DESIGN\DWG\C519.dwg  
Mar 07, 2011



TYPICAL DIRECT FIXATION TRACK ON AERIAL STRUCTURE (BARSTOW)

SECTION AB  
SCALE: 1"=5'

REV	DATE	BY	SUB	APP	DESCRIPTION
C	01MAR11				ISSUED FOR FINAL EIS PLAN SET
B	25JUN10				REVISED GIRDER SECTION
A	17FEB10				

DESIGNED BY T. LUNA	
DRAWN BY T. LUNA	
CHECKED BY J. MAHER	
IN CHARGE J. MAHER	
DATE 17FEB10	

EARTH TECH | AECOM

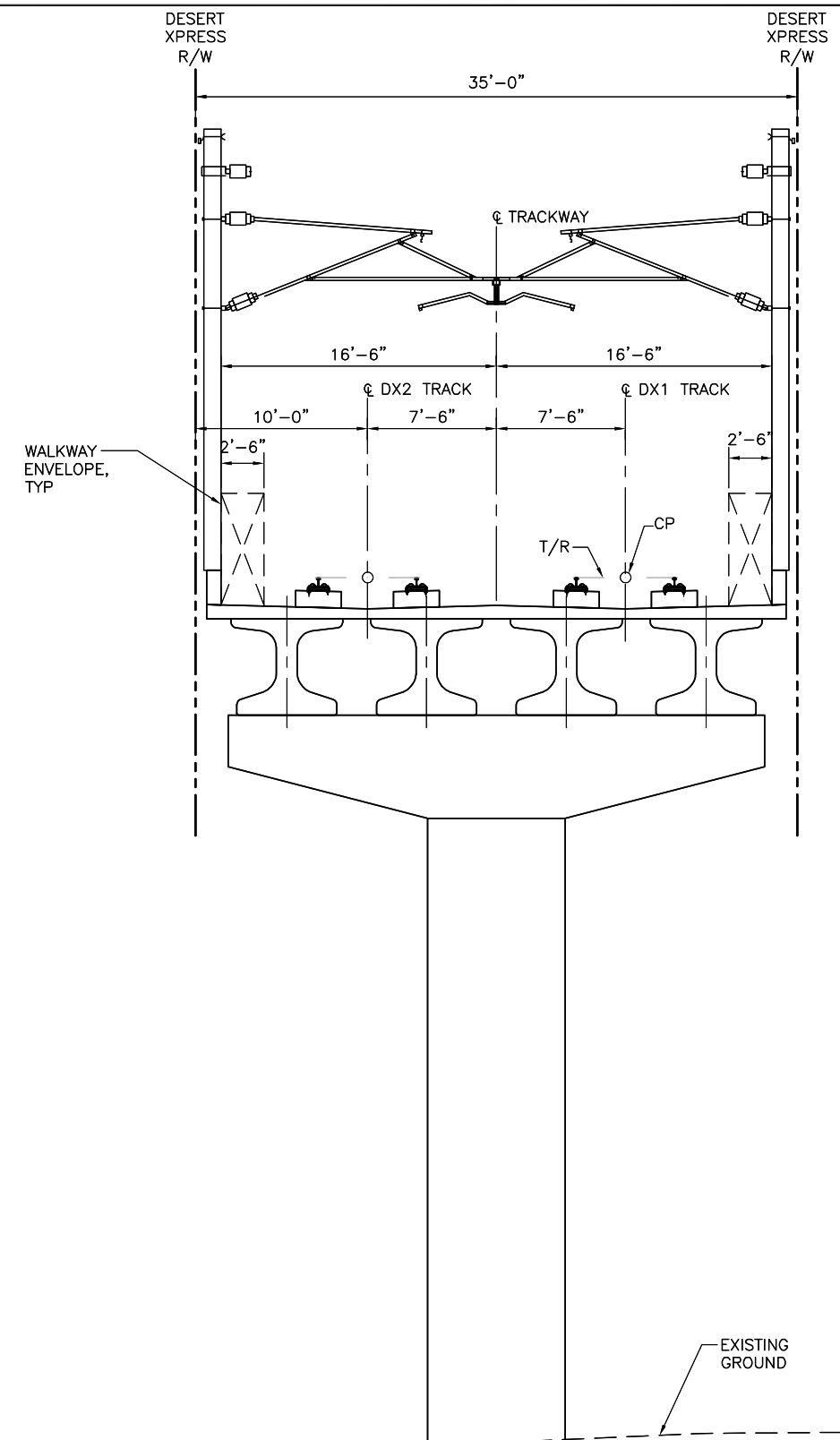
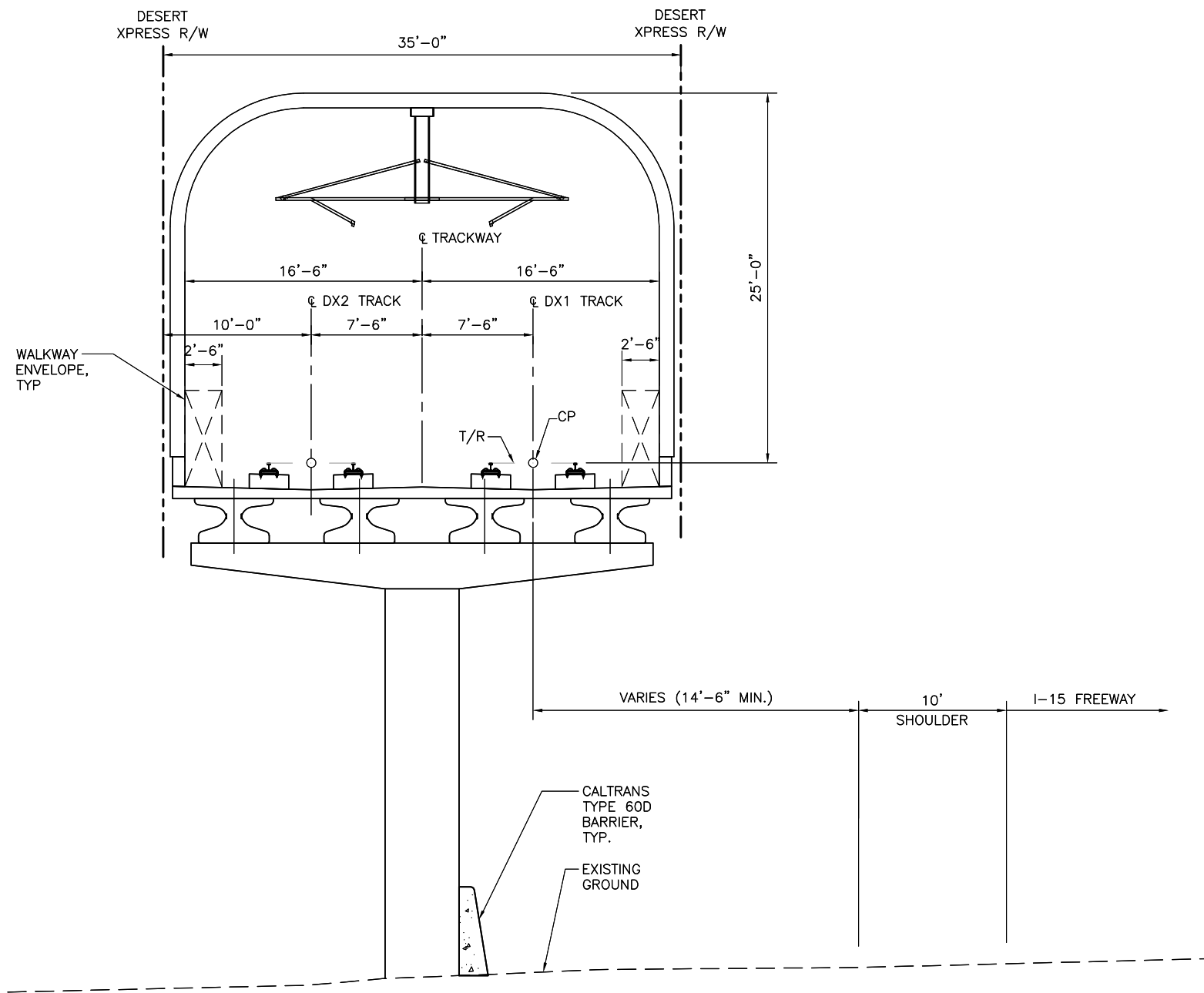
2101 Webster St., Suite 1000  
Oakland, CA 94612  
Phone: (510) 419-6000  
Fax: (510) 419-5355  
F-C-220

DESERTXPRESS

TYPICAL SECTIONS

SHEET 19

CADD FILENAME		
C519.dwg		
SIZE	SCALE	
D	1"=5'-0"	
CONTRACT NO.		
REV.	SHEET NO.	PAGE NO.
C	C519	



TYPICAL DIRECT FIXATION TRACK ON AERIAL STRUCTURE – STANDARD SPAN/LOW CATENARY SYSTEM

SECTION   
SCALE: 1"=5'

TYPICAL DIRECT FIXATION TRACK ON AERIAL STRUCTURE – LONG SPAN

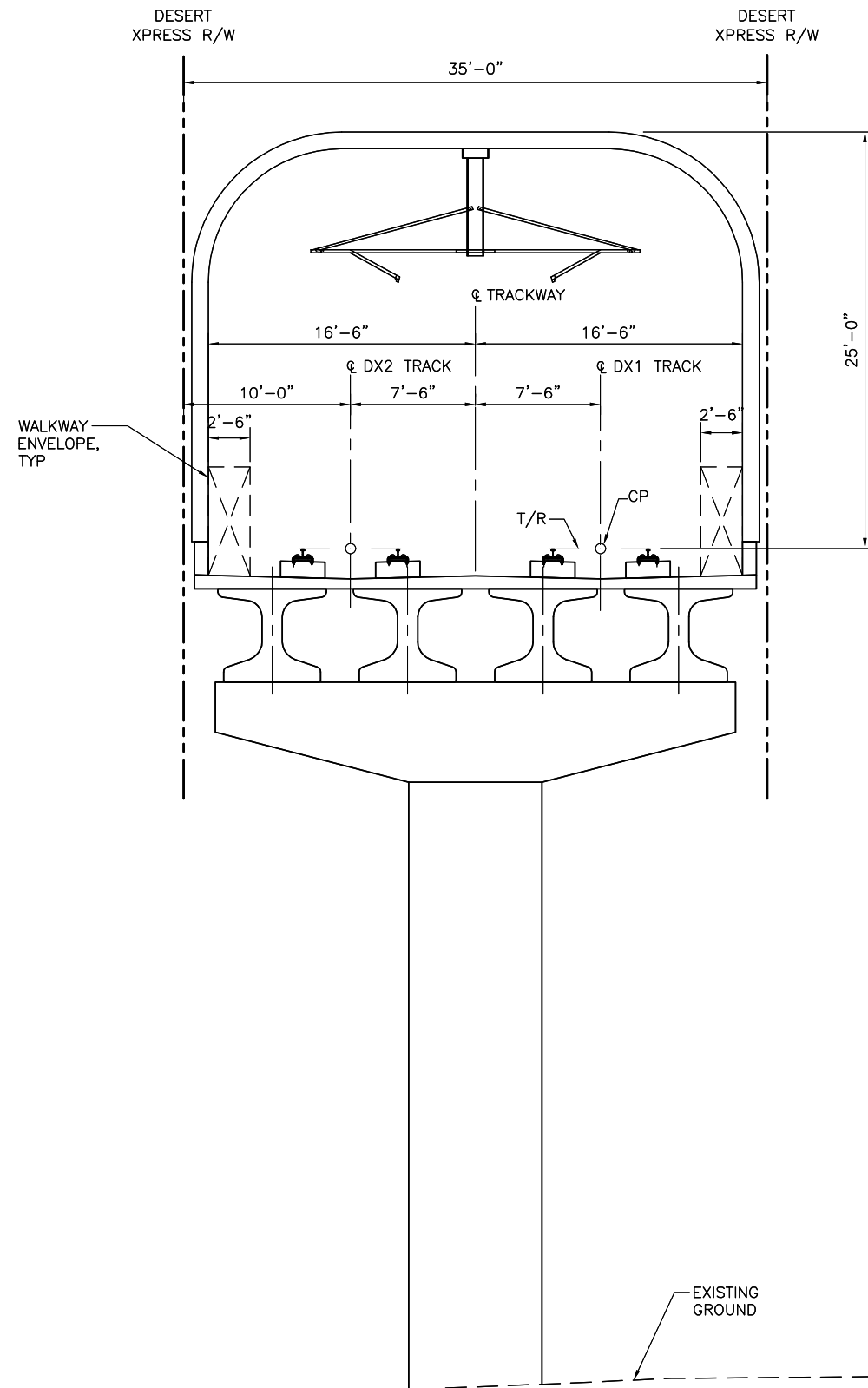
SECTION                      D2  
SCALE: 1"=5'

						DESIGNED BY T. LUNA
						DRAWN BY T. LUNA
						CHECKED BY J. MAHER
B	01MAR11				ISSUED FOR FINAL EIS PLAN SET	IN CHARGE J. MAHER
A	25JUN10					DATE 25JUN10
REV	DATE	BY	SUB	APP	DESCRIPTION	

**EARTH TECH | AECOM**

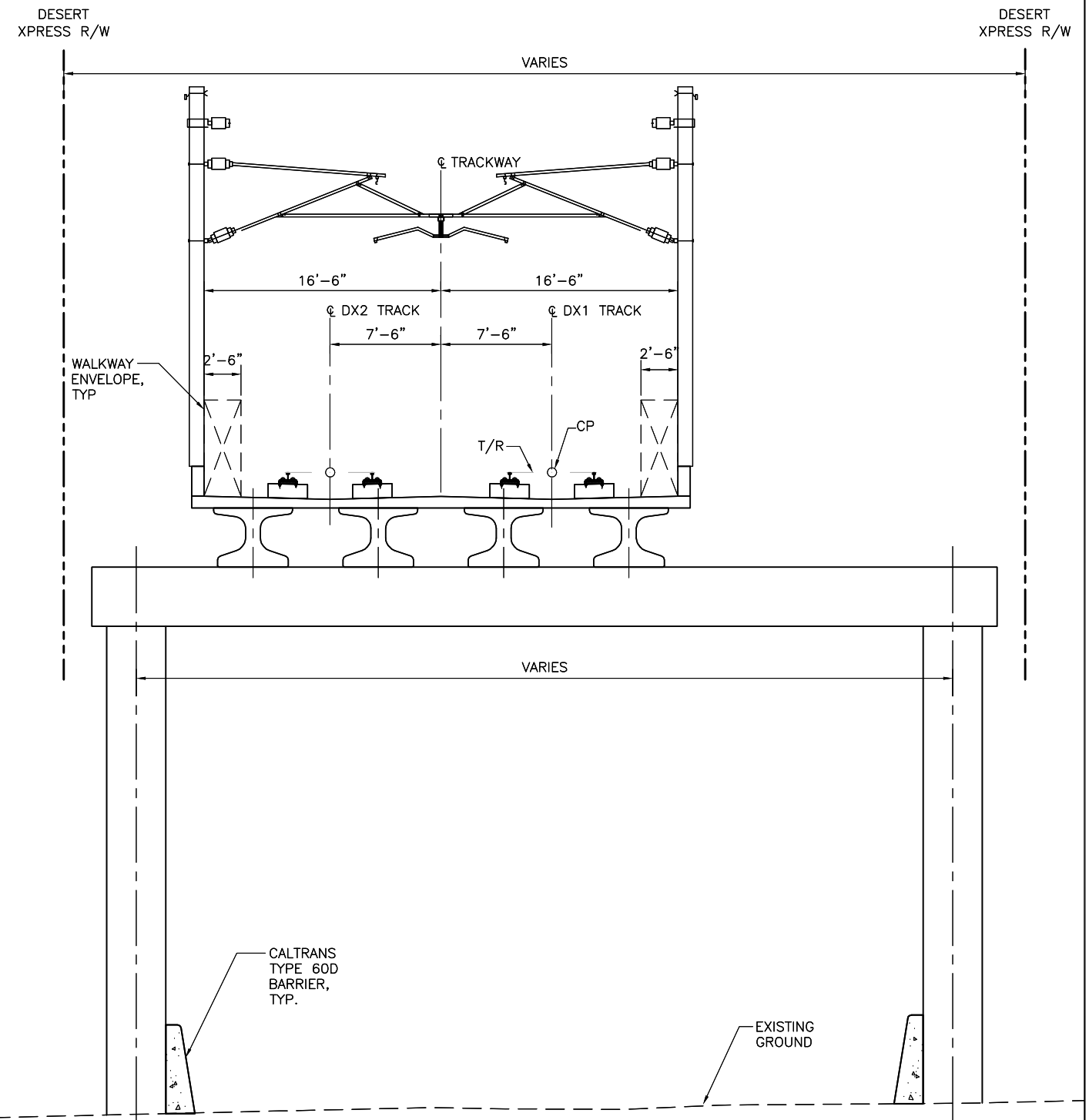
2101 Webster St., Suite 1000  
Oakland, CA 94612  
Phone: (510) 419-6000  
Fax: (510) 419-5355  
**F-C-221**

<b>DESERTXpress</b>		CADD FILENAME C520.dwg	
SIZE D	SCALE 1"=5'-0"		
TYPICAL SECTIONS		CONTRACT NO.	
SHEET 20	REV. <b>B</b>	SHEET NO. <b>C520</b>	PAGE NO.



TYPICAL DIRECT FIXATION TRACK ON AERIAL STRUCTURE  
LONG SPAN / LOW CATENARY SYSTEM

SECTION **(D3)**  
SCALE: 1"=5'



TYPICAL DIRECT FIXATION TRACK ON AERIAL STRUCTURE – STRADDLE BENTS

SECTION **(D4)**  
SCALE: 1"=5'

Mar 07, 2011 - 10:45am L:\work\103156 - Desert Express\Drawings\DESIGN\CIVIL\C521.dwg  
Jmcd

DESIGNED BY	T. LUNA
DRAWN BY	T. LUNA
CHECKED BY	J. MAHER
IN CHARGE	J. MAHER
DATE	25JUN10

REV	DATE	BY	SUB	APP	DESCRIPTION
B	01MAR11				ISSUED FOR FINAL EIS PLAN SET
A	25JUN10				

**EARTH TECH | AECOM**

2101 Webster St., Suite 1000  
Oakland, CA 94612  
Phone: (510) 419-6000  
Fax: (510) 419-5355  
F-C-222

**DESERTXPRESS**

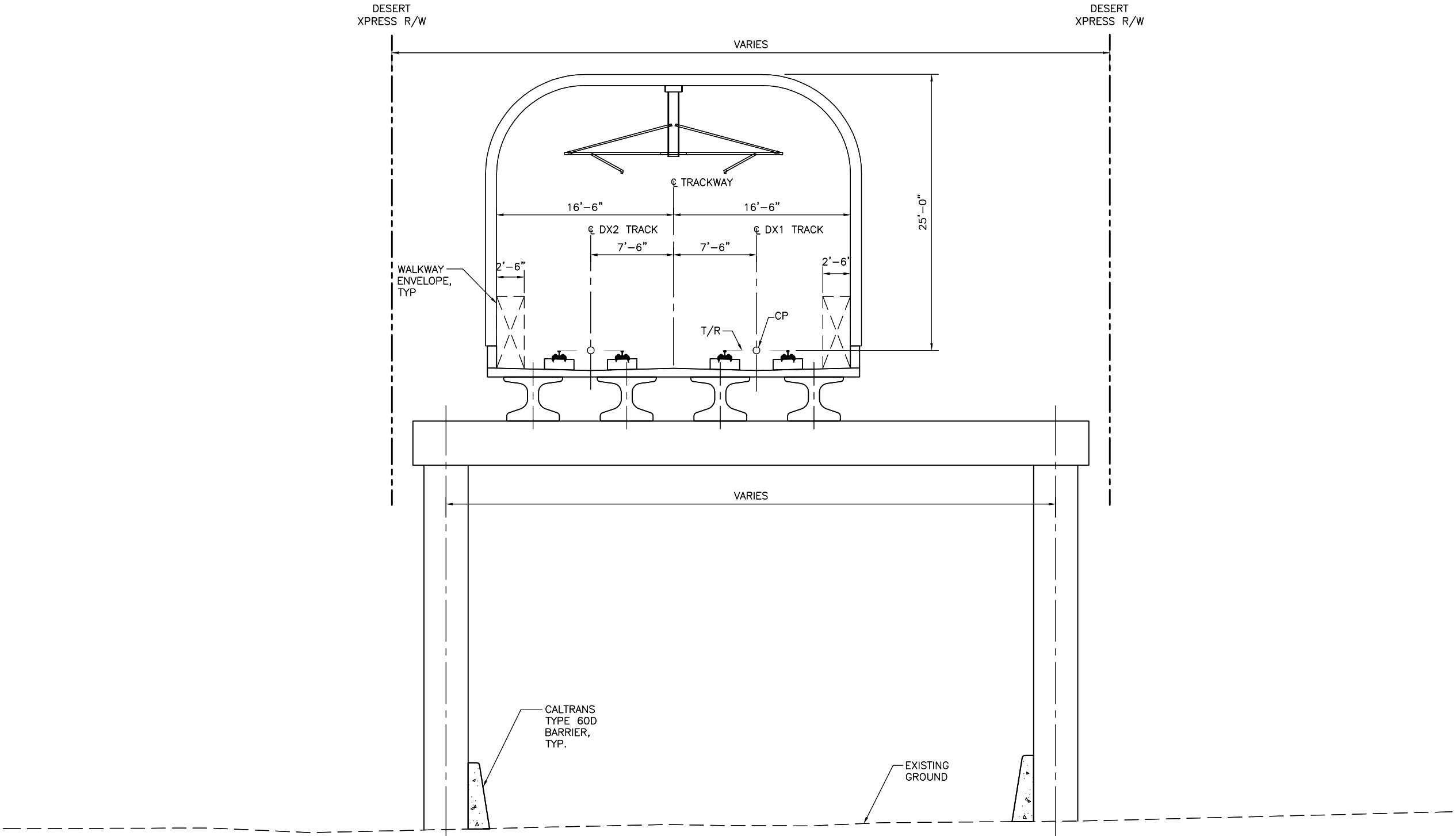
TYPICAL SECTIONS

SHEET 21

CADD FILENAME		
C521.dwg		
SIZE	SCALE	
D	1"=5'-0"	
CONTRACT NO.		
REV.	SHEET NO.	PAGE NO.
B	C521	



Jun07 - Mar 07, 2011 - 10:45am L:\work\103156 - Desert Express\Drawings\DESIGN\Civil\C522.dwg



TYPICAL DIRECT FIXATION TRACK ON AERIAL STRUCTURE – STRADDLE BENTS / LOW CATENARY SYSTEM

SECTION

SCALE: 1"=5'



REV	DATE	BY	SUB	APP	DESCRIPTION
B	01MAR11				ISSUED FOR FINAL EIS PLAN SET
A	25JUN10				

DESIGNED BY	T. LUNA
DRAWN BY	T. LUNA
CHECKED BY	J. MAHER
IN CHARGE	J. MAHER
DATE	25JUN10

EARTH TECH | AECOM

2101 Webster St., Suite 1000  
Oakland, CA 94612  
Phone: (510) 419-6000  
Fax: (510) 419-5355  
F-C-223

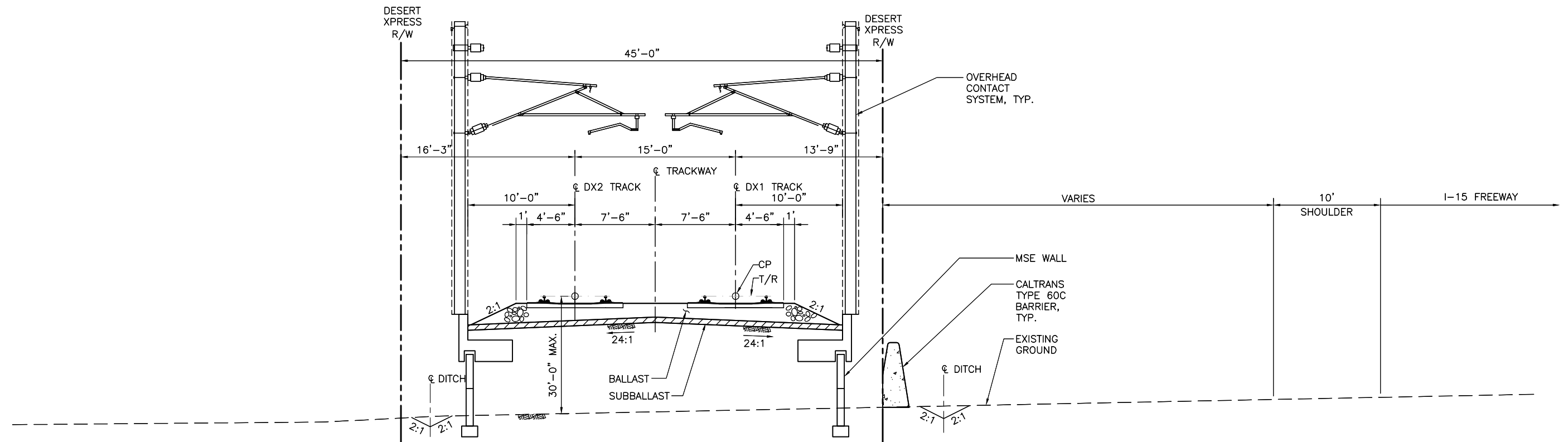
DESERTXPRESS

TYPICAL SECTIONS

SHEET 22

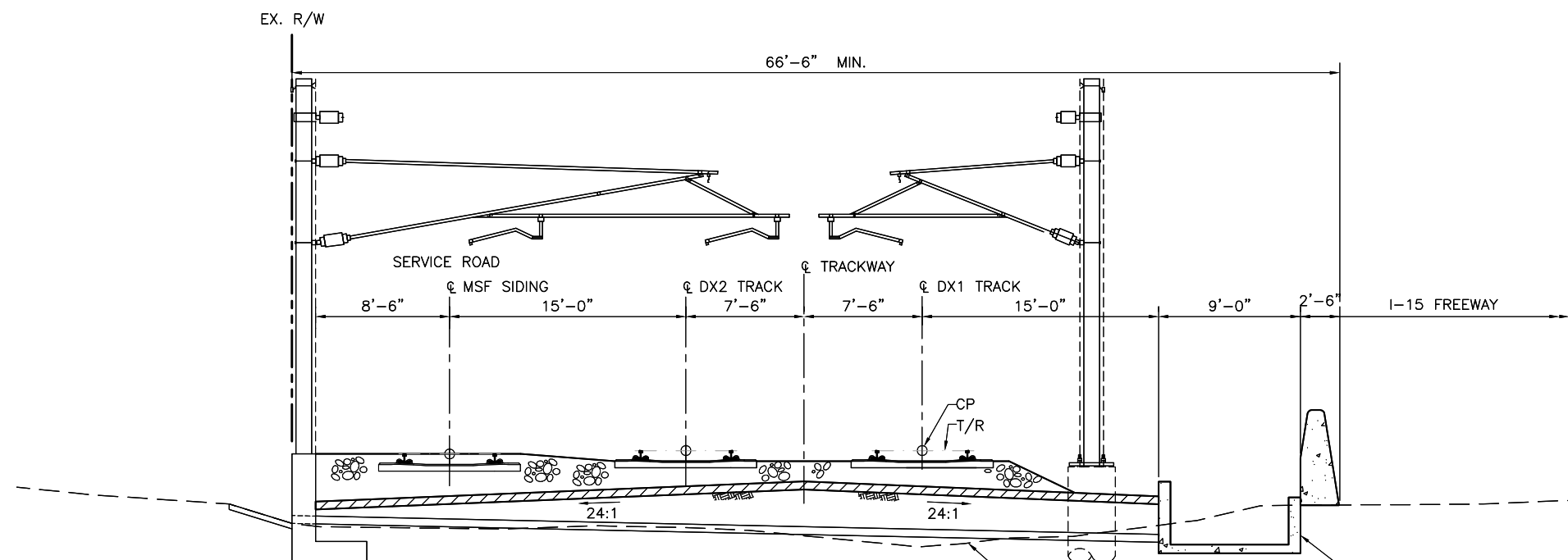
CADD FILENAME		
C522.dwg		
SIZE	SCALE	
D	1"=5'-0"	
CONTRACT NO.		
REV.	SHEET NO.	PAGE NO.
B	C522	

\\na01\proj\07\_2011\_1045pm\1\work\103156 - Desert Express\Drawings\DESIGN\Civil\C523.dwg  
10/45pm 10/31/11  
Jm



TYPICAL BALLASTED TRACK ON RETAINED FILL AT WEST SIDE OF I-15 WITHOUT SERVICE ROAD

SECTION **S1**  
SCALE: 1"=5'



RETAINED FILL WITH SIDING

SECTION **AC**  
SCALE: 1"=5'

REV	DATE	BY	SUB	APP	DESCRIPTION
B	01MAR11				ISSUED FOR FINAL EIS PLAN SET
A	18AUG10				
DESIGNED BY	T. LUNA				
DRAWN BY	T. LUNA				
CHECKED BY	J. MAHER				
IN CHARGE	J. MAHER				
DATE	18AUG10				

**EARTH TECH | AECOM**

2101 Webster St., Suite 1000  
Oakland, CA 94612  
Phone: (510) 419-6000  
Fax: (510) 419-5355  
F-C-224

**DESERTXPRESS**

TYPICAL SECTIONS

SHEET 23

CADD FILENAME	C523.dwg
SIZE	D
SCALE	1"=5'-0"
CONTRACT NO.	
REV.	B
SHEET NO.	C523
PAGE NO.	